



US00D351736S

United States Patent [19] Shook

[11] Patent Number: **Des. 351,736**

[45] Date of Patent: **** Oct. 25, 1994**

[54] **TRADING CARD DISPLAY FRAME**

[76] Inventor: **William D. Shook**, P.O. Box 172,
Rensselaer, N.Y. 12144

[**] Term: **14 Years**

[21] Appl. No.: **16,309**

[22] Filed: **Dec. 13, 1993**

[52] U.S. Cl. **D6/303; D20/40**

[58] Field of Search **D6/300-315;**
40/1, 124, 124.1, 124.2, 124.4, 152, 152.1;
D20/10, 39, 40, 42; D11/132, 133

[56] **References Cited**

U.S. PATENT DOCUMENTS

D. 239,997	5/1976	Burin	D6/303
D. 259,610	6/1981	Martin	D6/303
D. 295,390	4/1988	Maddox et al.	D6/303
D. 317,530	6/1991	Masterson	D6/303

D. 331,947	12/1992	Blish et al. .	
D. 333,846	3/1993	Graham .	
D. 340,880	11/1993	Walton	D6/303
5,046,616	9/1991	Makowski et.al. .	
5,087,145	2/1992	Cooley .	
5,186,566	2/1993	Cameron .	

Primary Examiner—Wallace R. Burke
Assistant Examiner—Marcus Jackson

[57] **CLAIM**

The ornamental design for the trading card display frame, as shown and described.

DESCRIPTION

FIG. 1 is a front elevational view of the trading card display frame showing my new design; FIG. 2 is a rear elevational view thereof; FIG. 3 is a left side elevational view thereof; FIG. 4 is a right side elevational view thereof; FIG. 5 is a top plan view thereof; and, FIG. 6 is a bottom plan view thereof.

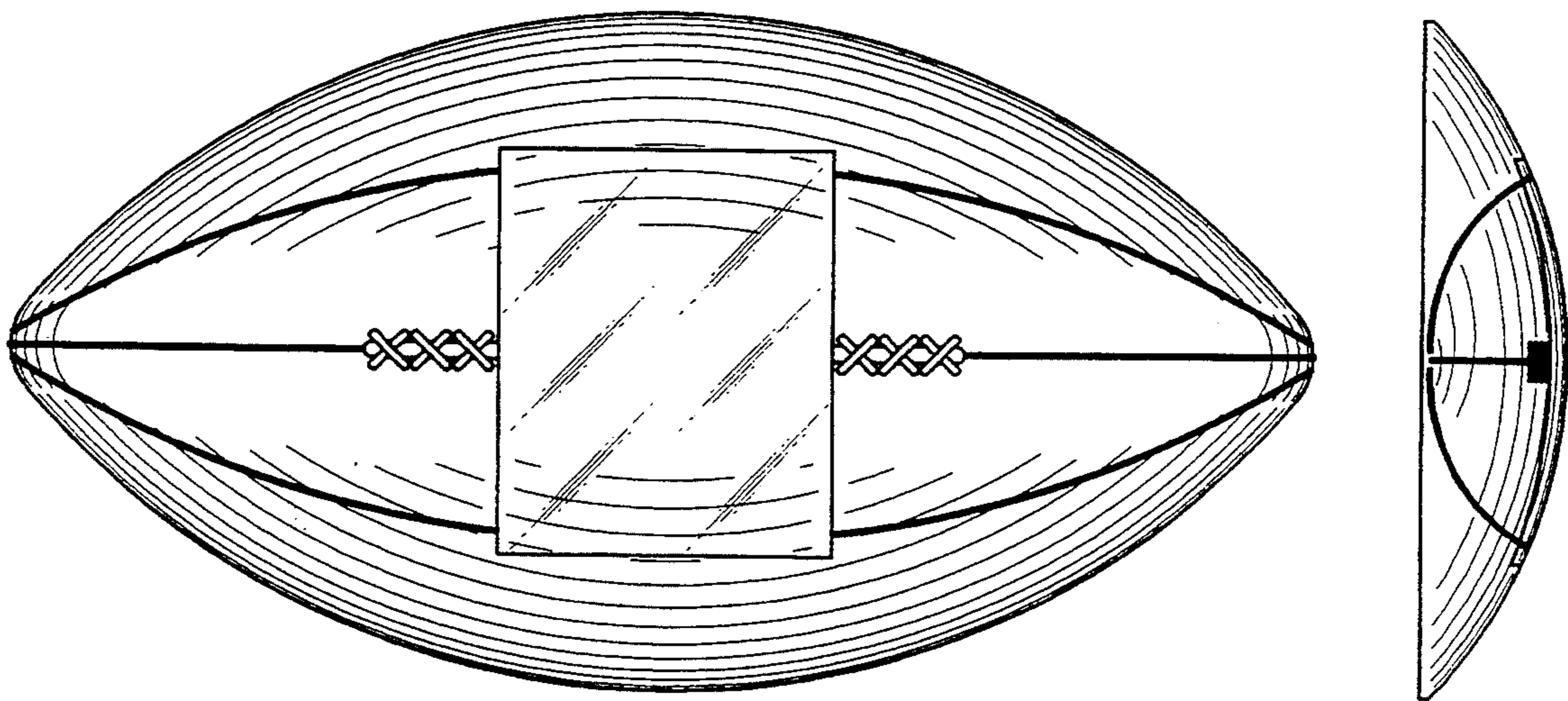


FIG. 1

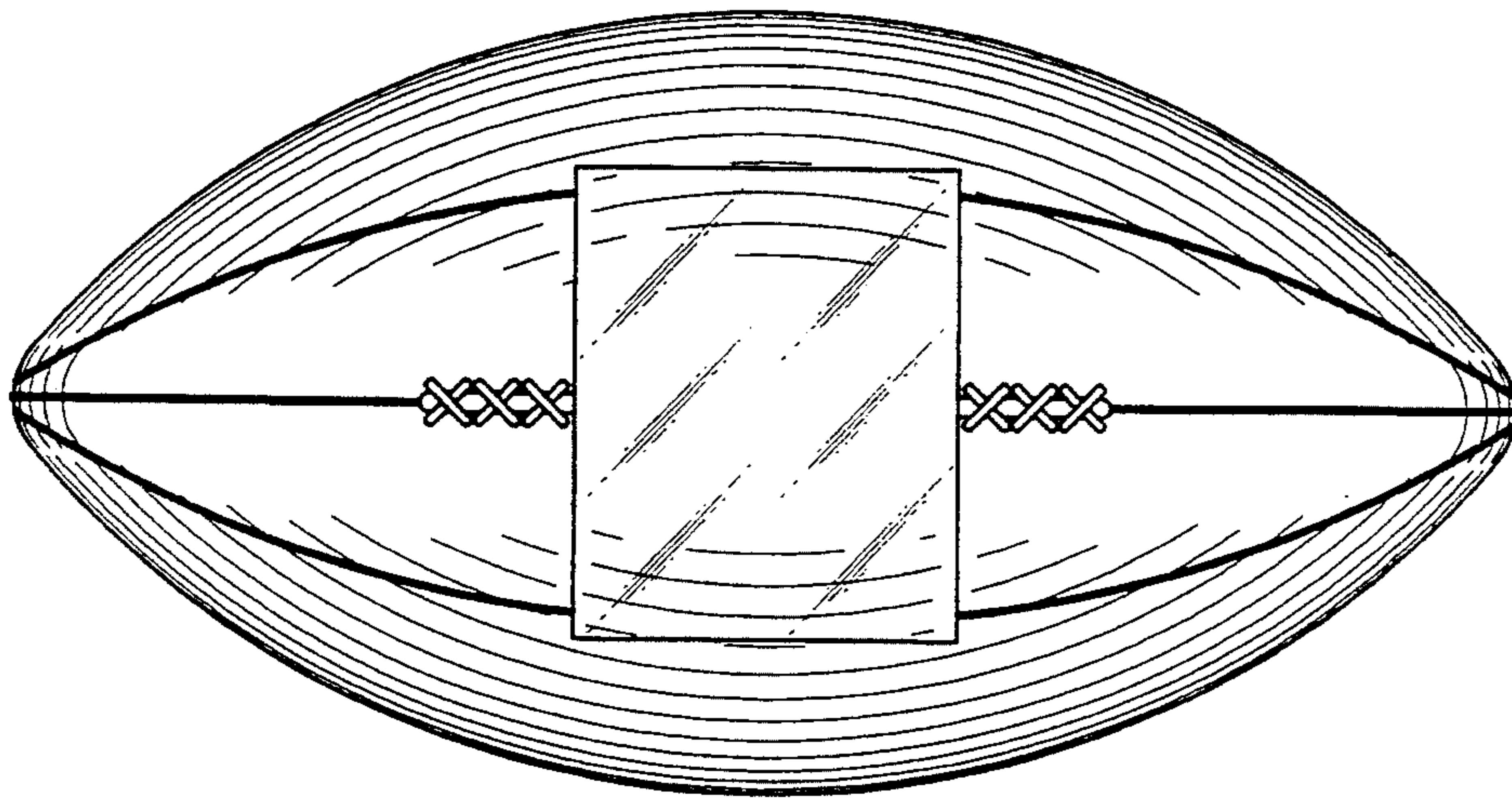


FIG. 2

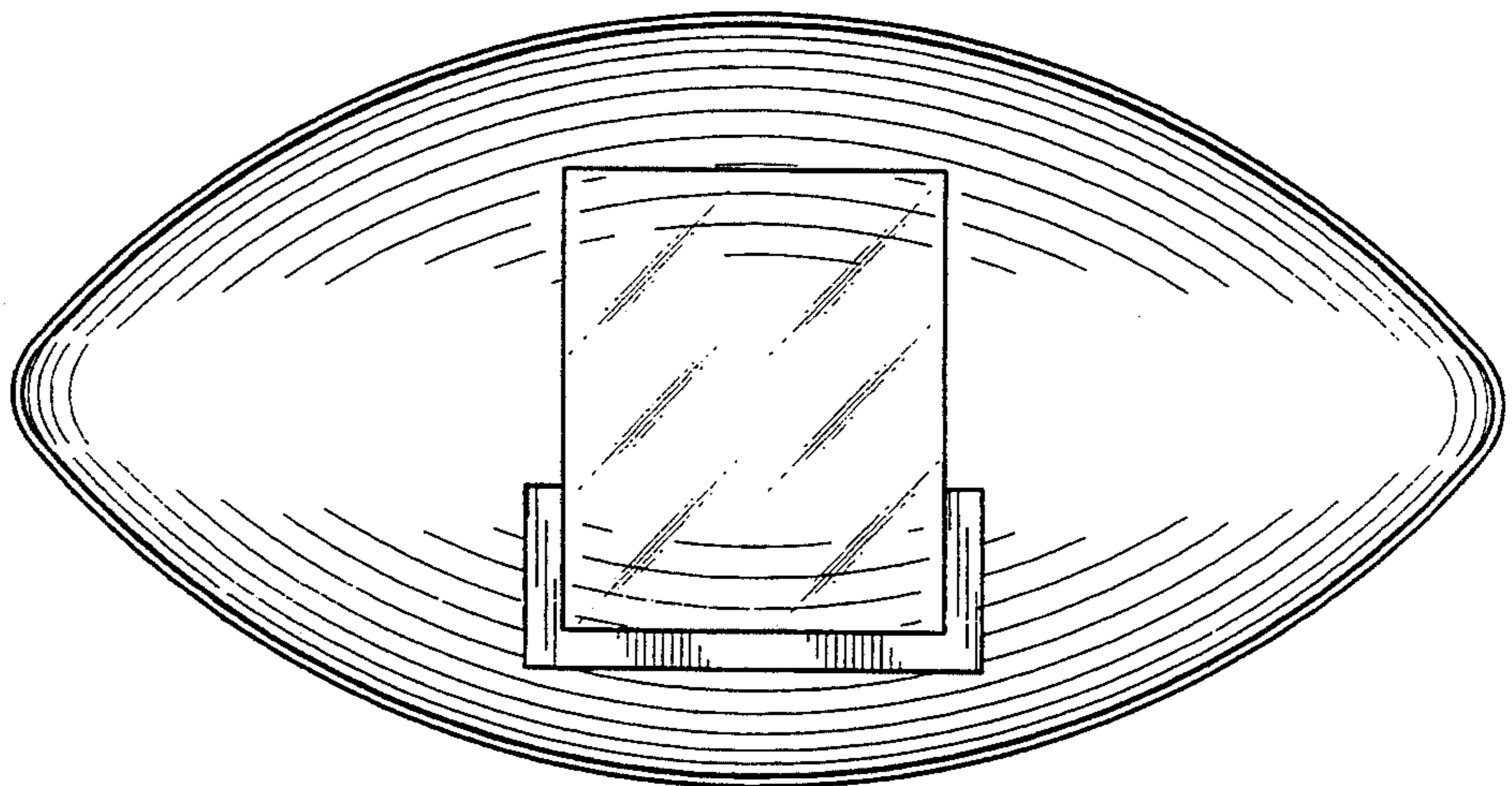


FIG. 3

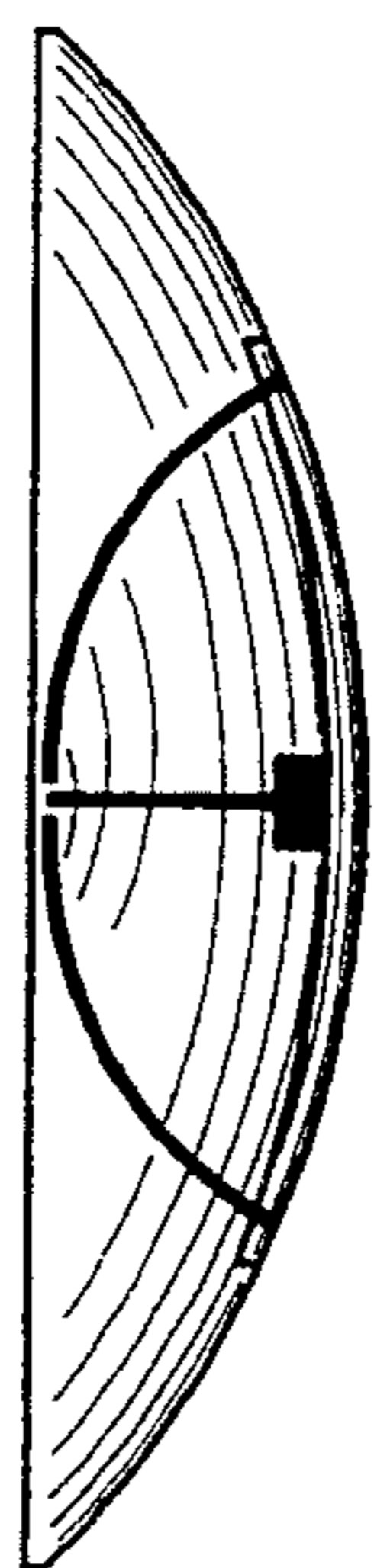


FIG. 4




FIG. 5




FIG. 6

