



US00D351726S

United States Patent [19]

[11] Patent Number: **Des. 351,726**

Lin

[45] Date of Patent: **** Oct. 25, 1994**

[54] **SUITCASE**

4,340,132 7/1982 Cerna 190/18 A
5,116,289 5/1992 Pond et al. 190/18 A

[76] Inventor: **Yi-Cheng Lin**, No. 7, Lane 37,
Wen-Hua St., Fengyuan City,
Taiwan

Primary Examiner—Bernard Ansher
Assistant Examiner—Dominic Simone
Attorney, Agent, or Firm—Oblon, Spivak, McClelland,
Maier & Neustadt

[**] Term: **14 Years**

[21] Appl. No.: **9,313**

[57] **CLAIM**

[22] Filed: **Jun. 10, 1993**

The ornamental design for suitcase, as shown and de-
scribed.

[52] U.S. Cl. **D3/276; D3/273;**
D3/279

DESCRIPTION

[58] Field of Search **D3/273, 276, 279, 291;**
190/18 R, 18 A, 100, 115; 206/278

FIG. 1 is a perspective view of suitcase showing my
new design;

[56] **References Cited**

U.S. PATENT DOCUMENTS

D. 285,145 8/1986 Hsieh D3/279
2,463,391 3/1949 Kanaley 190/18 A
4,254,850 3/1981 Knowles 190/18 A

FIG. 2 is a front elevational view thereof;


FIG. 3 is a rear elevational view thereof;

FIG. 4 is a left side elevational view thereof;

FIG. 5 is a right side elevational view thereof;

FIG. 6 is a top plan view thereof; and,

FIG. 7 is a bottom plan view thereof.






FIG. 1

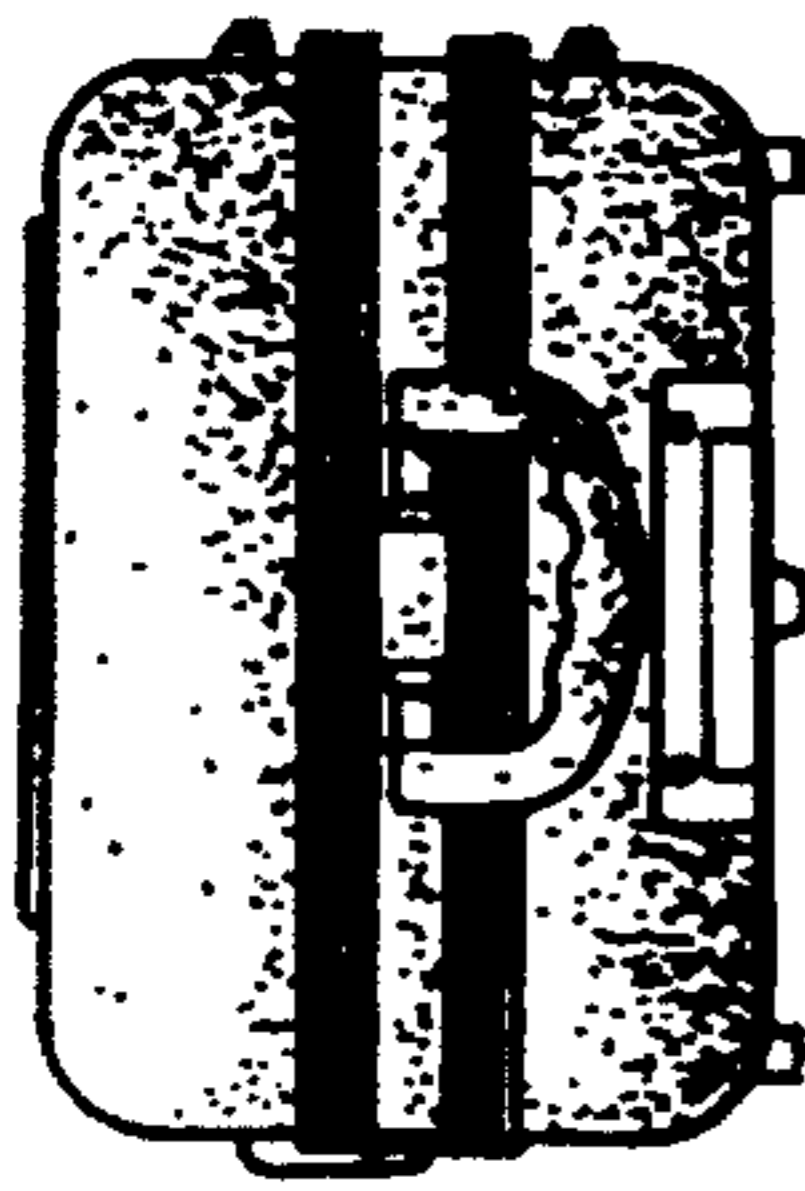


FIG. 6

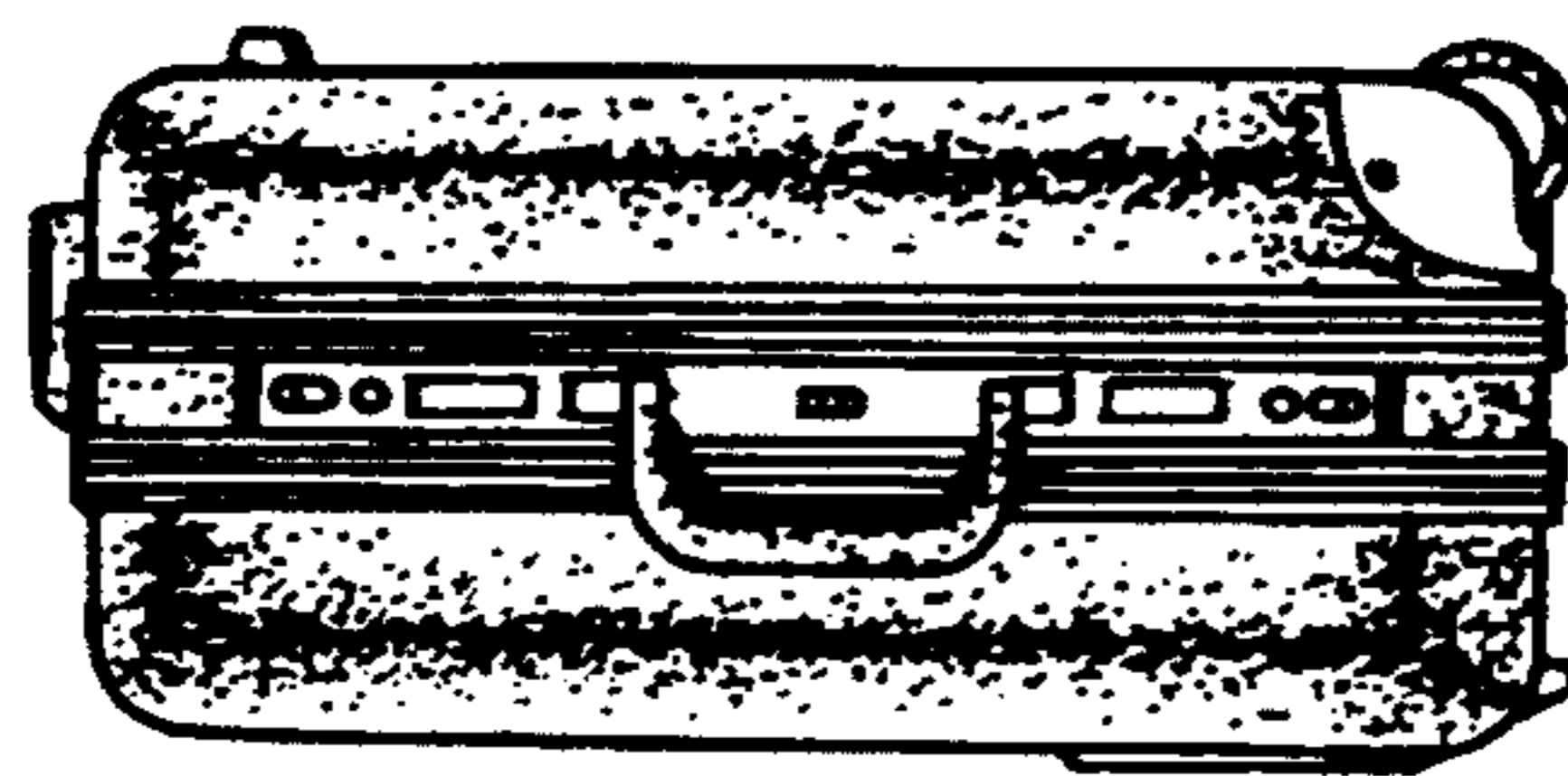


FIG. 4




FIG. 5




FIG. 3

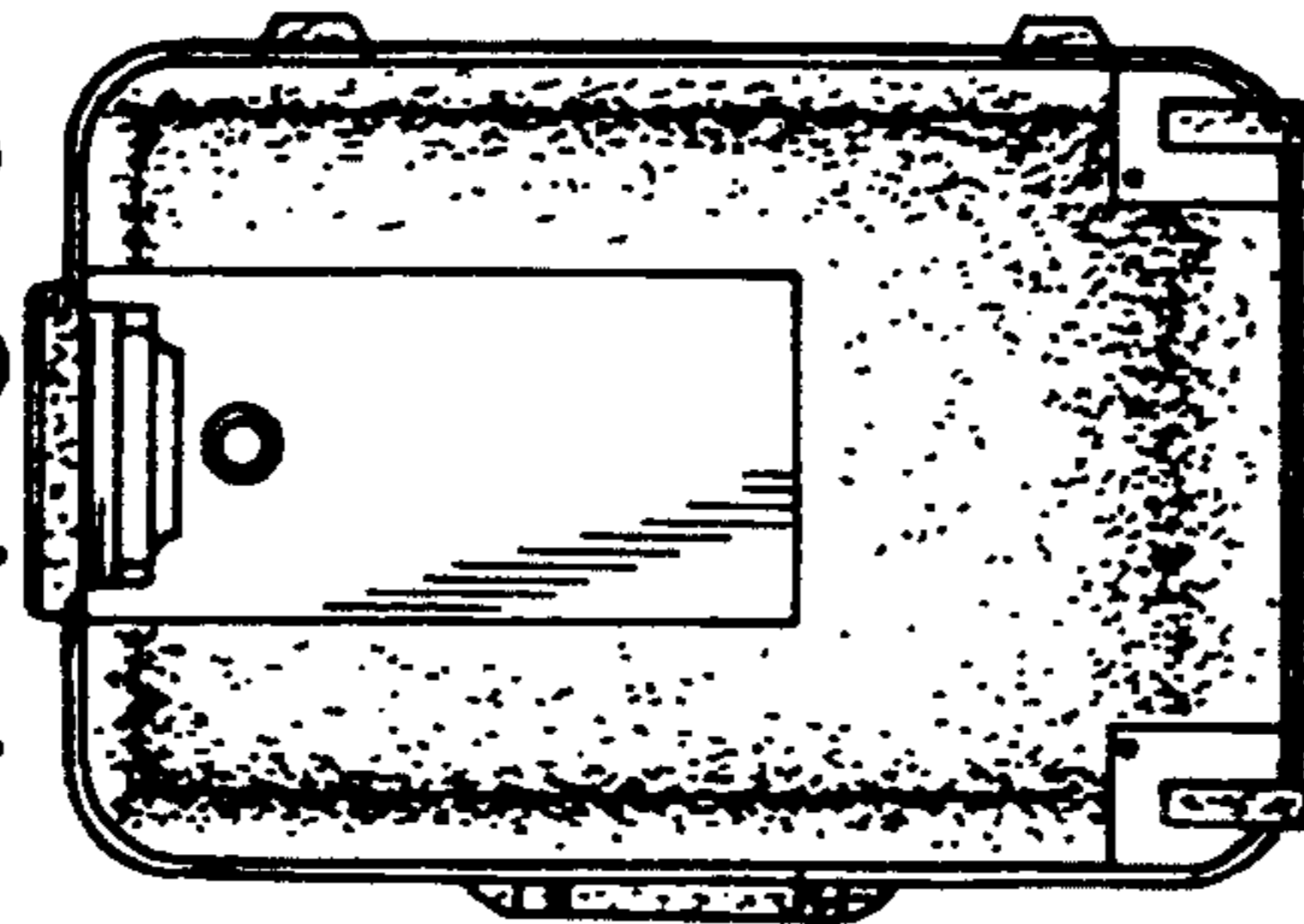


FIG. 2




FIG. 7