



US00D351724S

United States Patent [19]

[11] Patent Number: Des. 351,724

Roberts et al.

[45] Date of Patent: ** Oct. 25, 1994

[54] STORAGE AND DISPENSING APPARATUS FOR SPOOLED MATERIALS

4,634,077 1/1987 Wilson 242/139

[76] Inventors: Diane O. Roberts, 1309 S. Lamar; Tara A. Blissitte, 305 Green Acres Rd., both of Weatherford, Tex. 76086

Primary Examiner—Louis S. Zarfaz
Attorney, Agent, or Firm—Rhodes & Ascolillo

[**] Term: 14 Years

[57] CLAIM

[21] Appl. No.: 7,723

The ornamental design for a storage and dispensing apparatus for spooled materials, as shown and described.

[22] Filed: Apr. 30, 1993

DESCRIPTION

[52] U.S. Cl. D3/21; D11/160; D3/24

FIG. 1 is a front elevational view of a storage and dispensing apparatus for spooled materials showing our new design therefor. The spool-holding portion of the apparatus is shown removed to better illustrate its design features; the broken line drawing representing a spool is for purposes of illustration only and forms no part of our design;


[58] Field of Search D6/18, 21-25; 242/118, 130, 134, 139, 141; D11/160

FIG. 2 is a front elevational view;
FIG. 3 is a rear elevational view;
FIG. 4 is a right side elevational view;
FIG. 5 is a left side elevational view;
FIG. 6 is a top plan view; and,
FIG. 7 is a bottom plan view.

[56] References Cited

U.S. PATENT DOCUMENTS

- D. 55,637 7/1920 Mueller D3/21 X
- D. 116,464 9/1939 Hummel D11/160
- D. 166,449 4/1952 Conover D11/160 X
- 2,317,771 4/1943 Huber 242/134 X



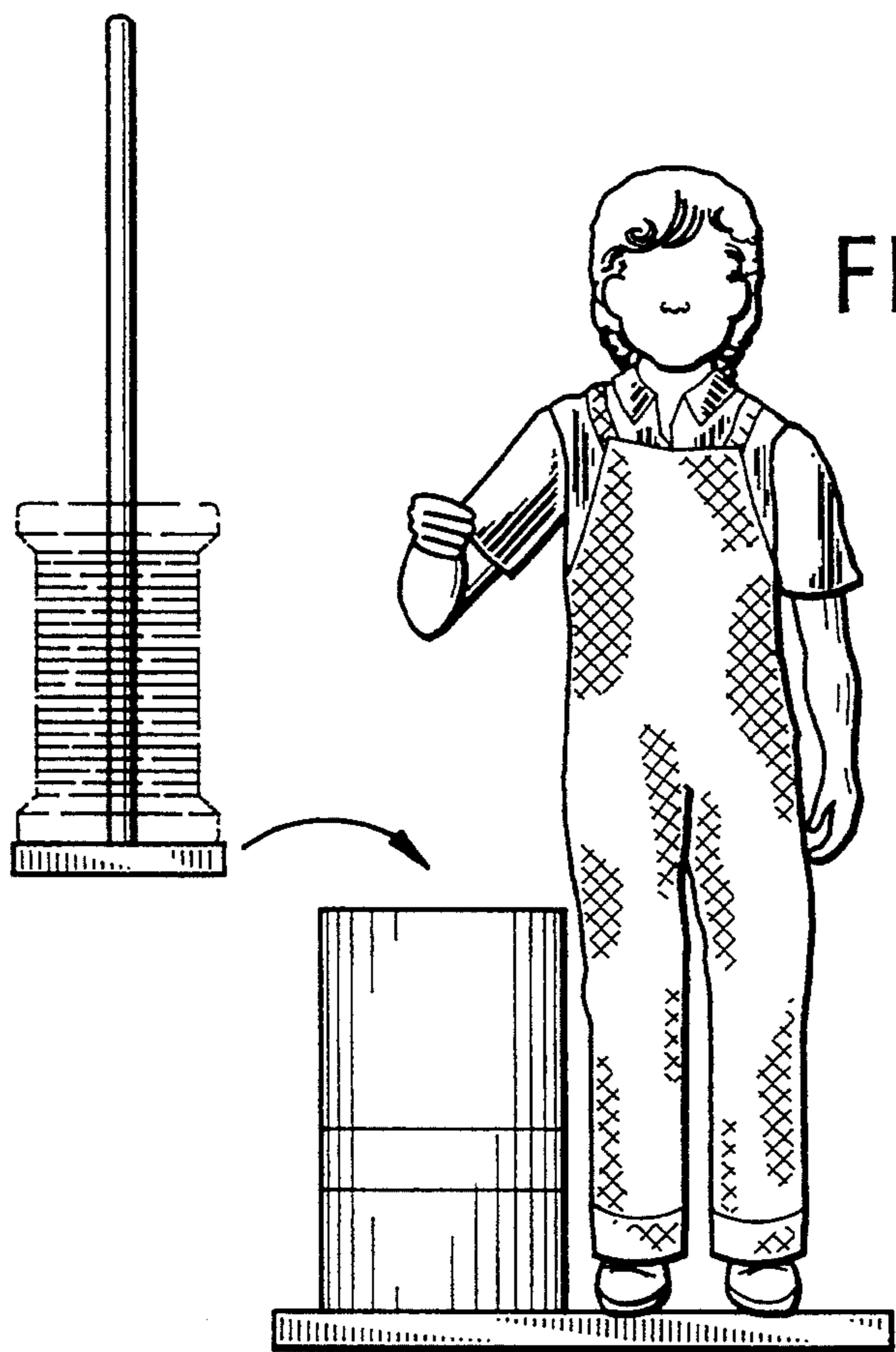


FIG. 1



FIG. 2




FIG. 3

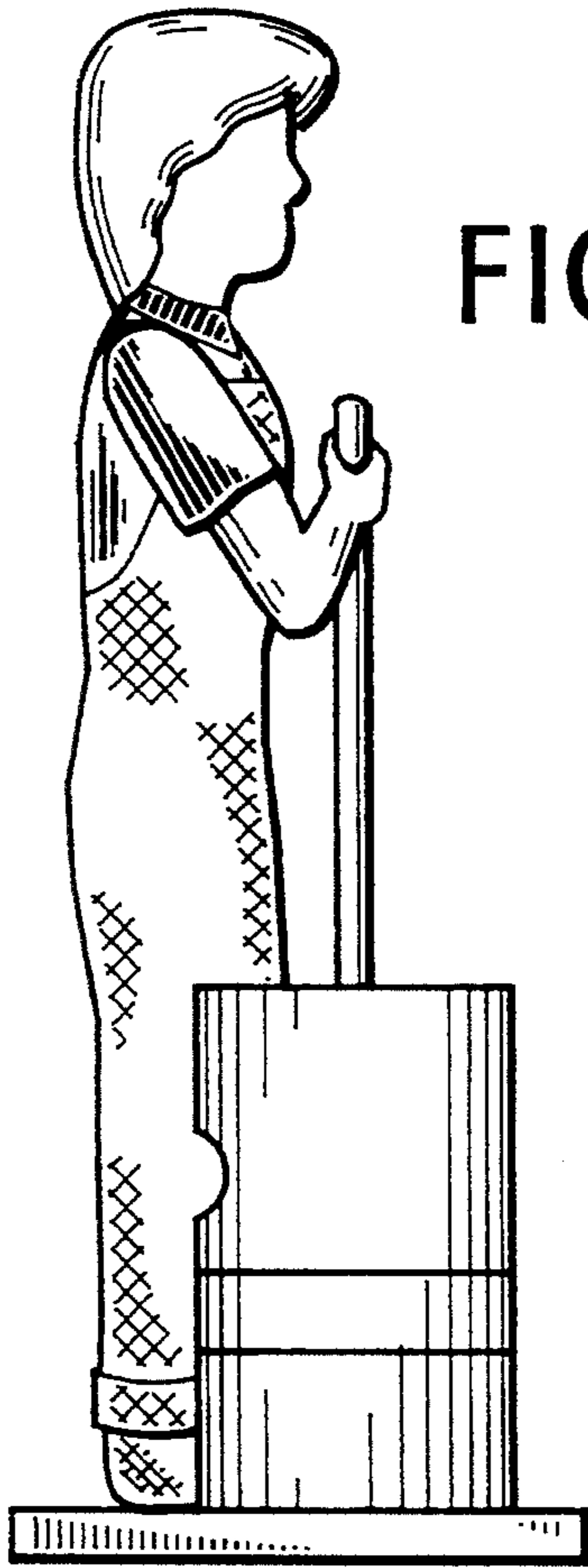


FIG. 4

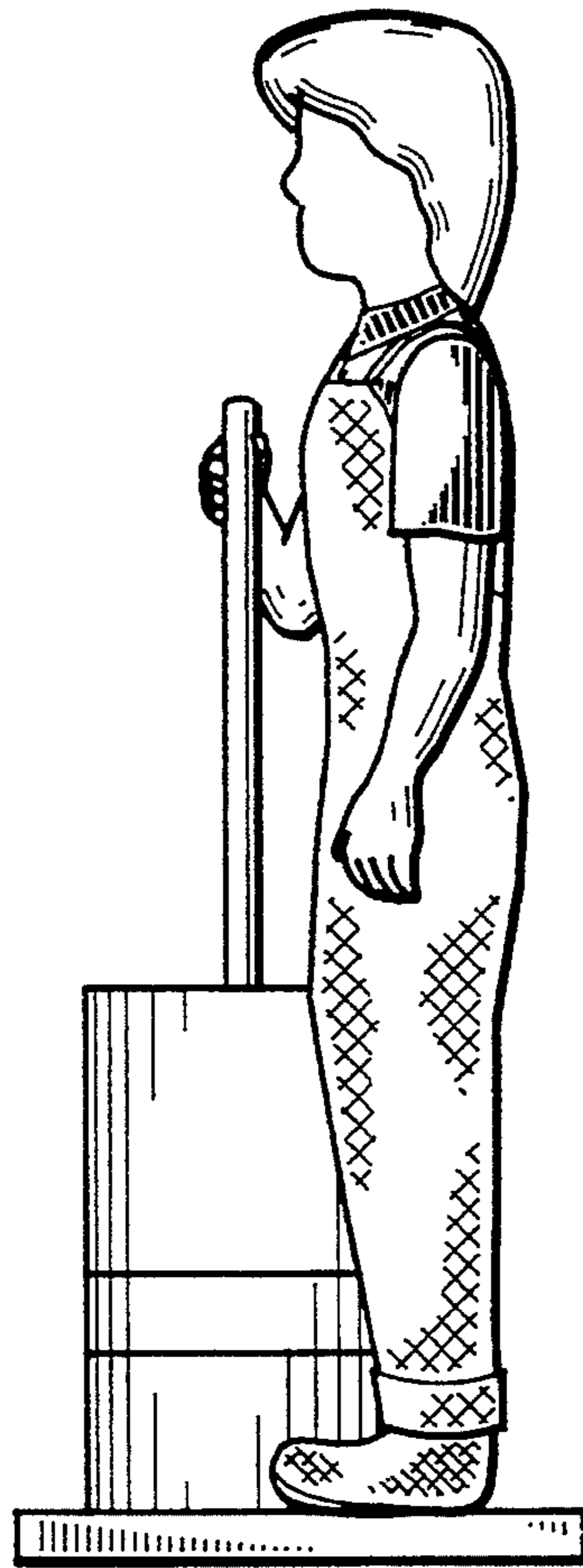


FIG. 5




FIG. 6




FIG. 7