



US00D351718S

United States Patent [19]

[11] Patent Number: **Des. 351,718**

Novy

[45] Date of Patent: **** Oct. 25, 1994**

[54] **TREAD SURFACE AND PERIPHERY OF A FOOTWEAR UNIT SOLE**

- D. 120,316 4/1940 Reeves D2/959
- D. 146,504 3/1947 Kavenagh D2/959
- D. 173,134 10/1954 Babcock D2/959
- D. 234,014 12/1974 Traver D2/960 X

[75] Inventor: **James R. Novy**, Framingham, Mass.

[73] Assignee: **Quabaug Corporation**, North Brookfield, Mass.

Primary Examiner—Louis S. Zarfes
Attorney, Agent, or Firm—Samuels, Gauthier & Stevens

[**] Term: **14 Years**

[57] CLAIM

[21] Appl. No.: **13,477**

The ornamental design for an tread surface and periphery of a footwear unit sole, as shown and described.

[22] Filed: **Sep. 24, 1993**

[52] U.S. Cl. **D2/959; D2/960**

DESCRIPTION

[58] **Field of Search** D2/896, 947, 951-960;
36/25 R, 30 R, 32 R, 59 R, 59 C, 83, 84, 89,
112-114, 132, 136

FIG. 1 is a bottom plan view of a tread surface and periphery of a footwear unit sole showing my new design;

[56] References Cited

U.S. PATENT DOCUMENTS

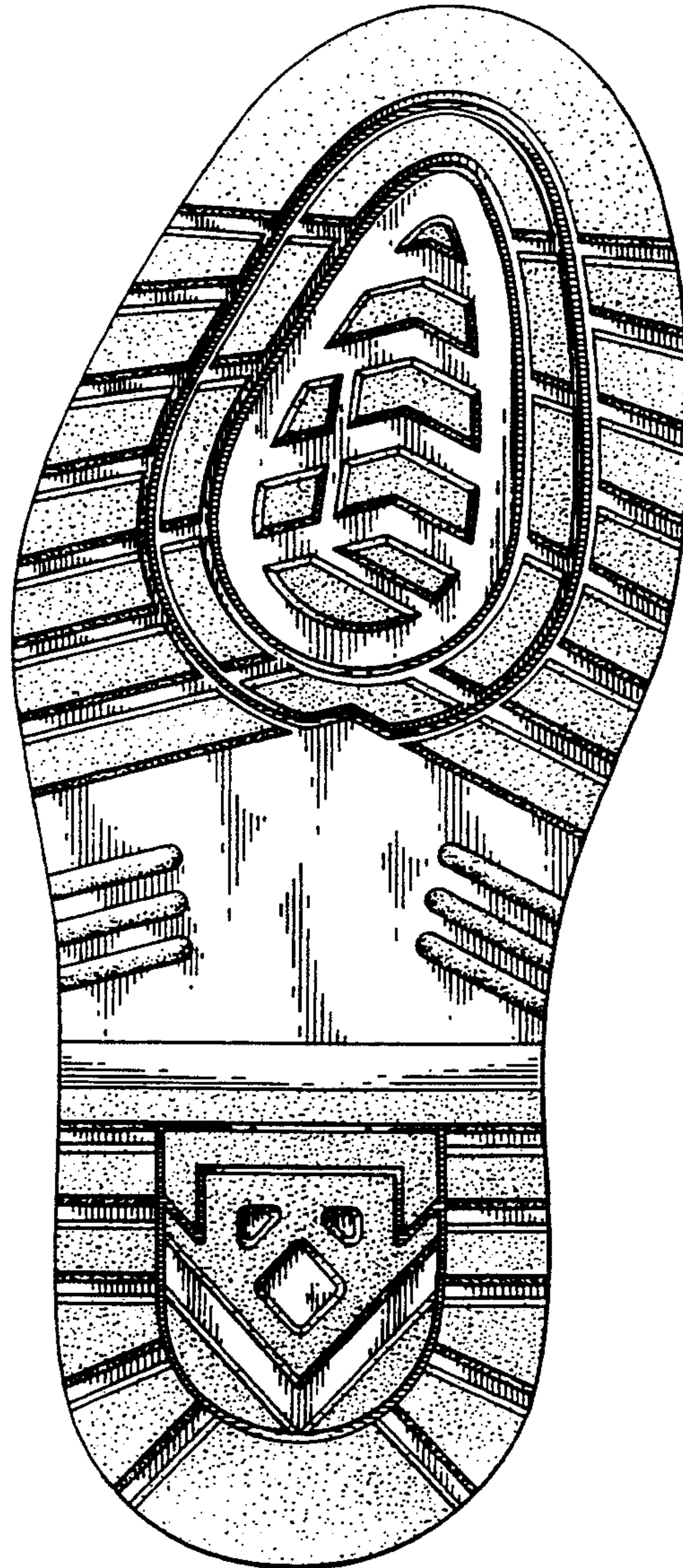
D. 52,217 7/1918 Haynes D2/951

FIG. 2 is a right side elevational view thereof;

FIG. 3 is a left side elevational view thereof;

FIG. 4 is a front edge elevational view thereof; and,

FIG. 5 is a rear edge elevational view.



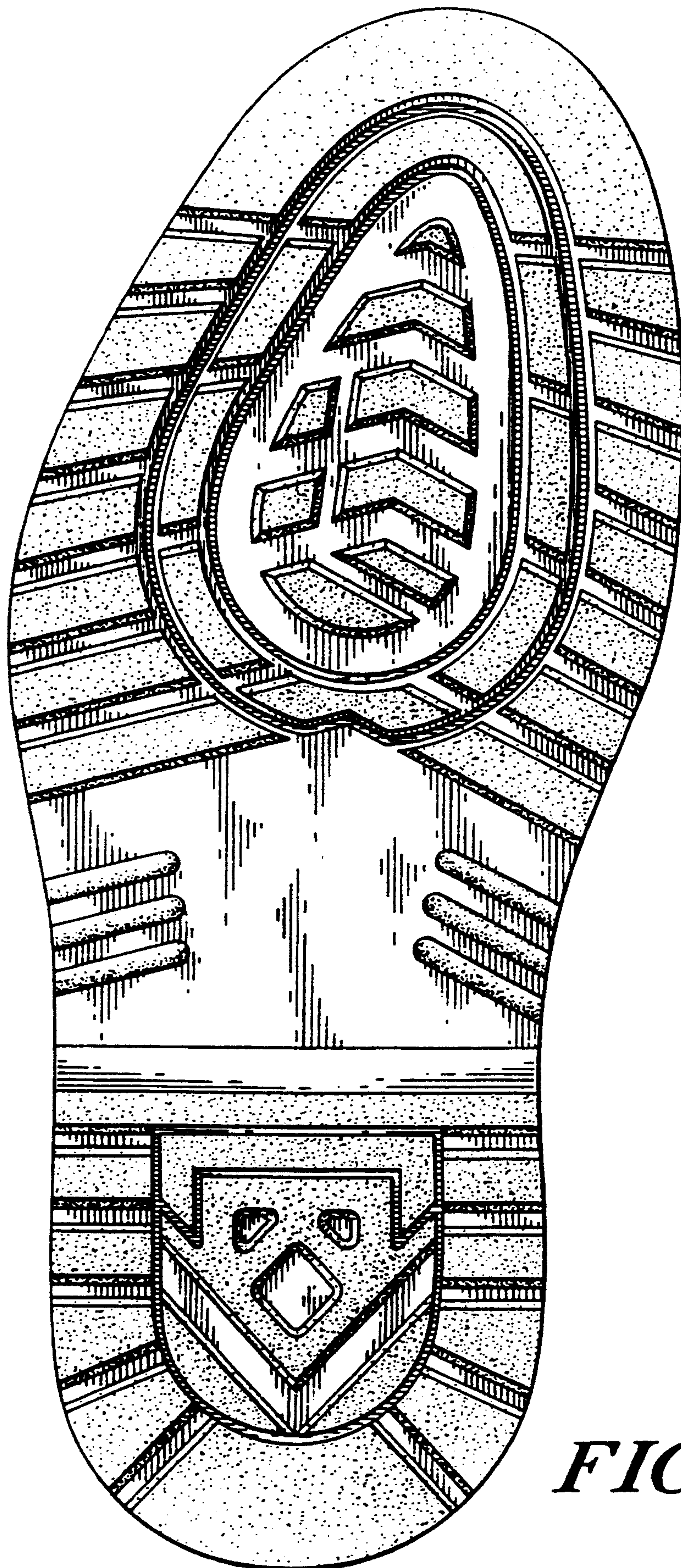


FIG. 1

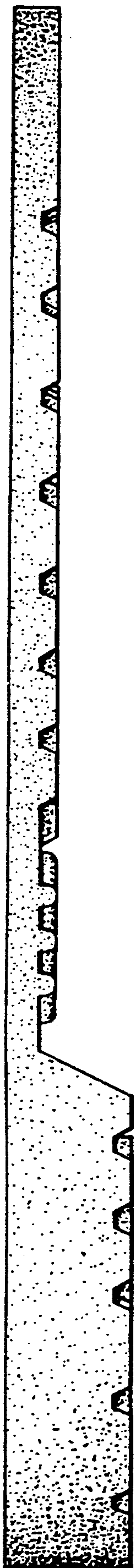


FIG. 2




FIG. 3




FIG. 4




FIG. 5