



US00D351697S

United States Patent [19]

Blotnick

[11] Patent Number: **Des. 351,697**

[45] Date of Patent: **** Oct. 18, 1994**

[54] **COMPOST BIN**

[75] Inventor: **William P. Blotnick, Jupiter, Fla.**

[73] Assignee: **DeJay Corporation, Palm Beach Gardens, Fla.**

[**] Term: **14 Years**

[21] Appl. No.: **6,826**

[22] Filed: **Apr. 8, 1993**

[52] U.S. Cl. **D34/1; D34/7**

[58] Field of Search 220/675, 908-911,
220/DIG. 12, DIG. 14, 500, 553, 555; 232/1 E,
1 B, 43.2; D34/1, 5, 6, 7, 10, 11

[56] **References Cited**

U.S. PATENT DOCUMENTS

D. 263,365	3/1982	Arato	D34/1
D. 326,170	5/1992	Yoreo et al.	D34/1
D. 332,678	1/1993	Barday	D34/7
D. 332,851	1/1993	Long	D34/1

D. 335,727	5/1993	Kahl et al.	D34/1
D. 340,331	10/1993	Arato et al.	D34/1

Primary Examiner—Wallace R. Burke
Assistant Examiner—Robin V. Taylor
Attorney, Agent, or Firm—Antonelli, Terry, Stout & Kraus

[57] **CLAIM**

The ornamental design for a compost bin, as shown.

DESCRIPTION

FIG. 1 is a perspective view of the compost bin, showing the door panels in the closed position; FIG. 2 is a side view of the compost bin, the opposite side view being the same; FIG. 3 is a front view of the compost bin, the rear view being the same; FIG. 4 is a top view of the compost bin; and, FIG. 5 is a perspective view of the compost bin, similar to FIG. 1 but showing one door panel in the raised position for removal of compost.

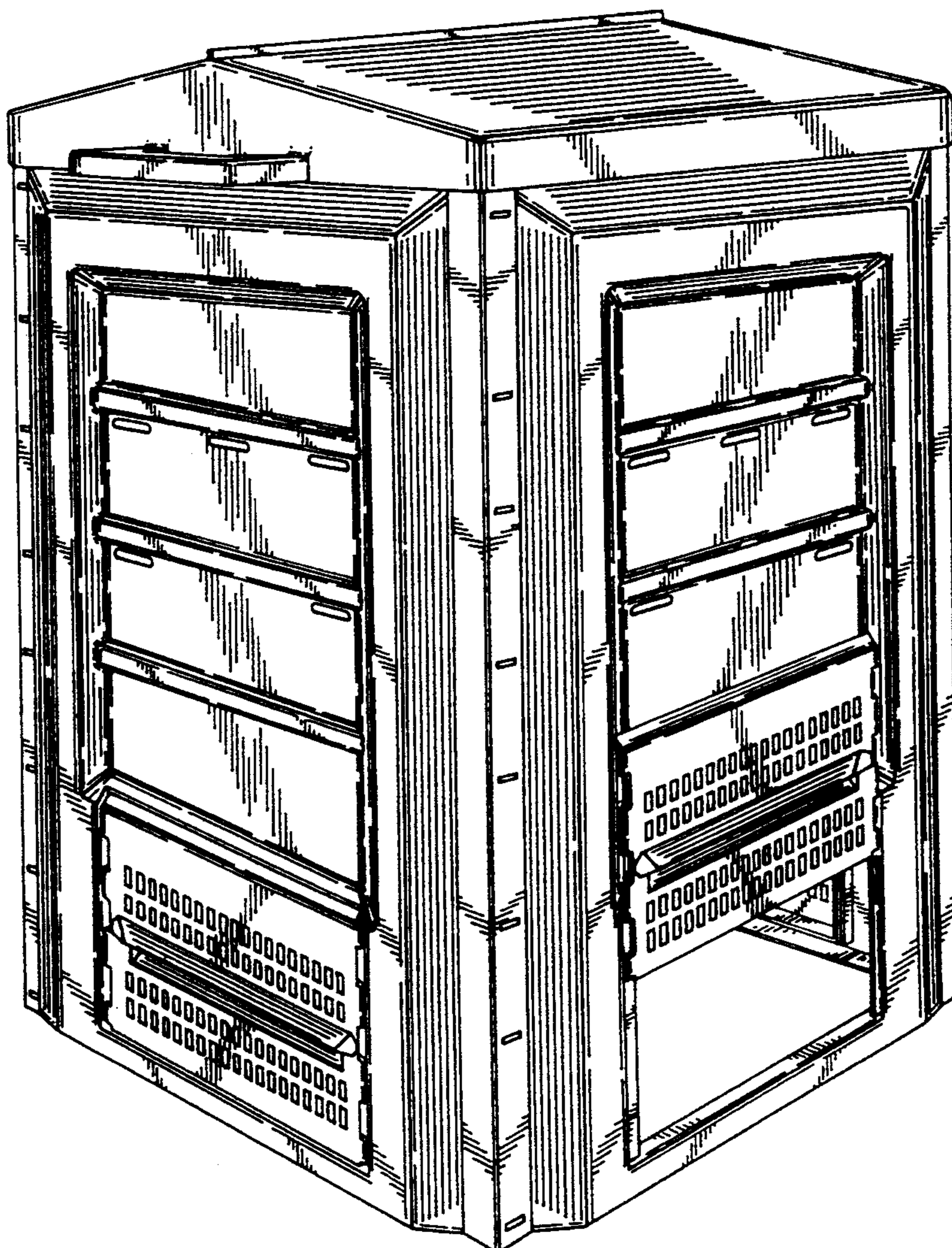


FIG. 1




FIG. 2

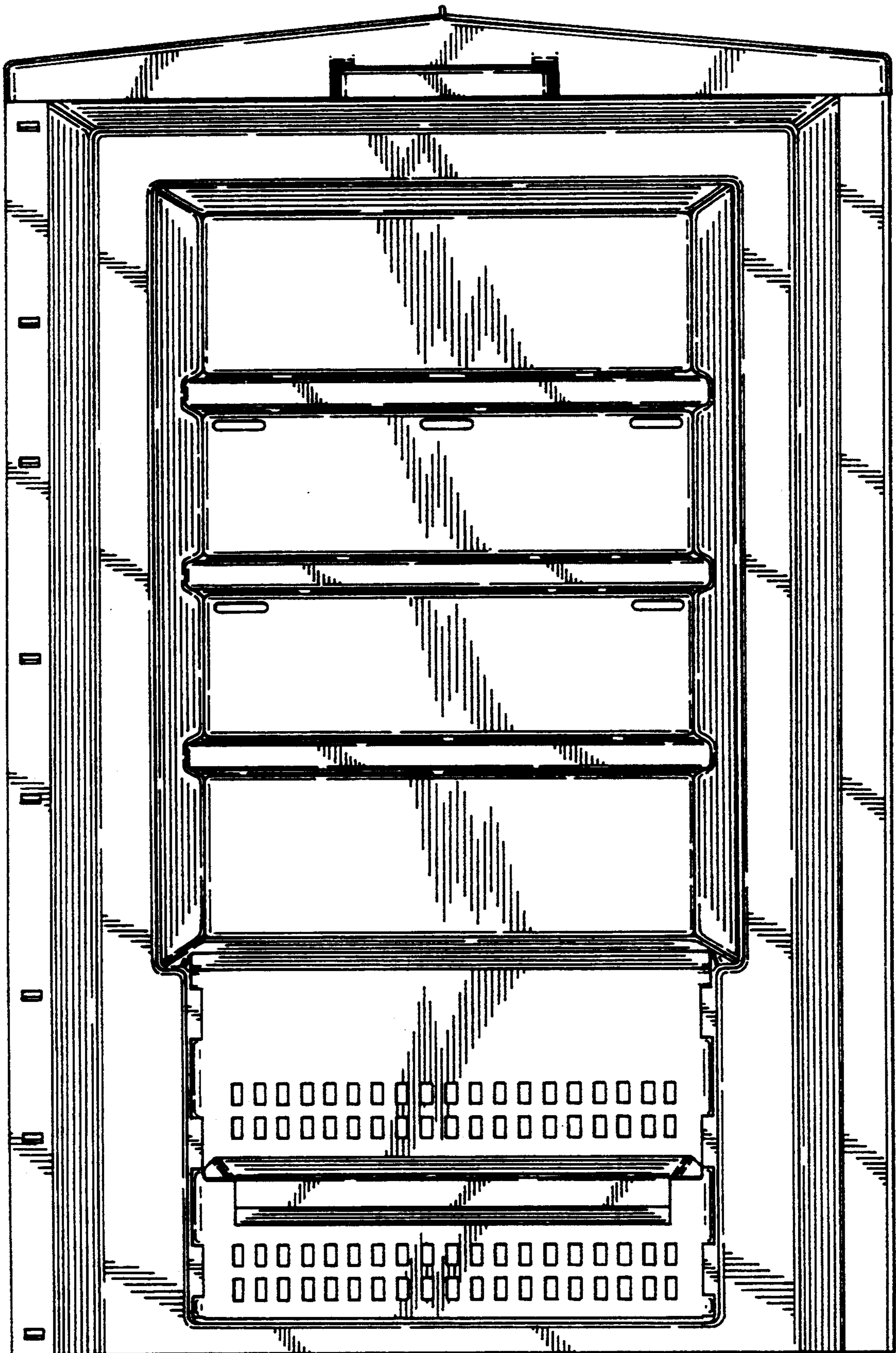


FIG. 3

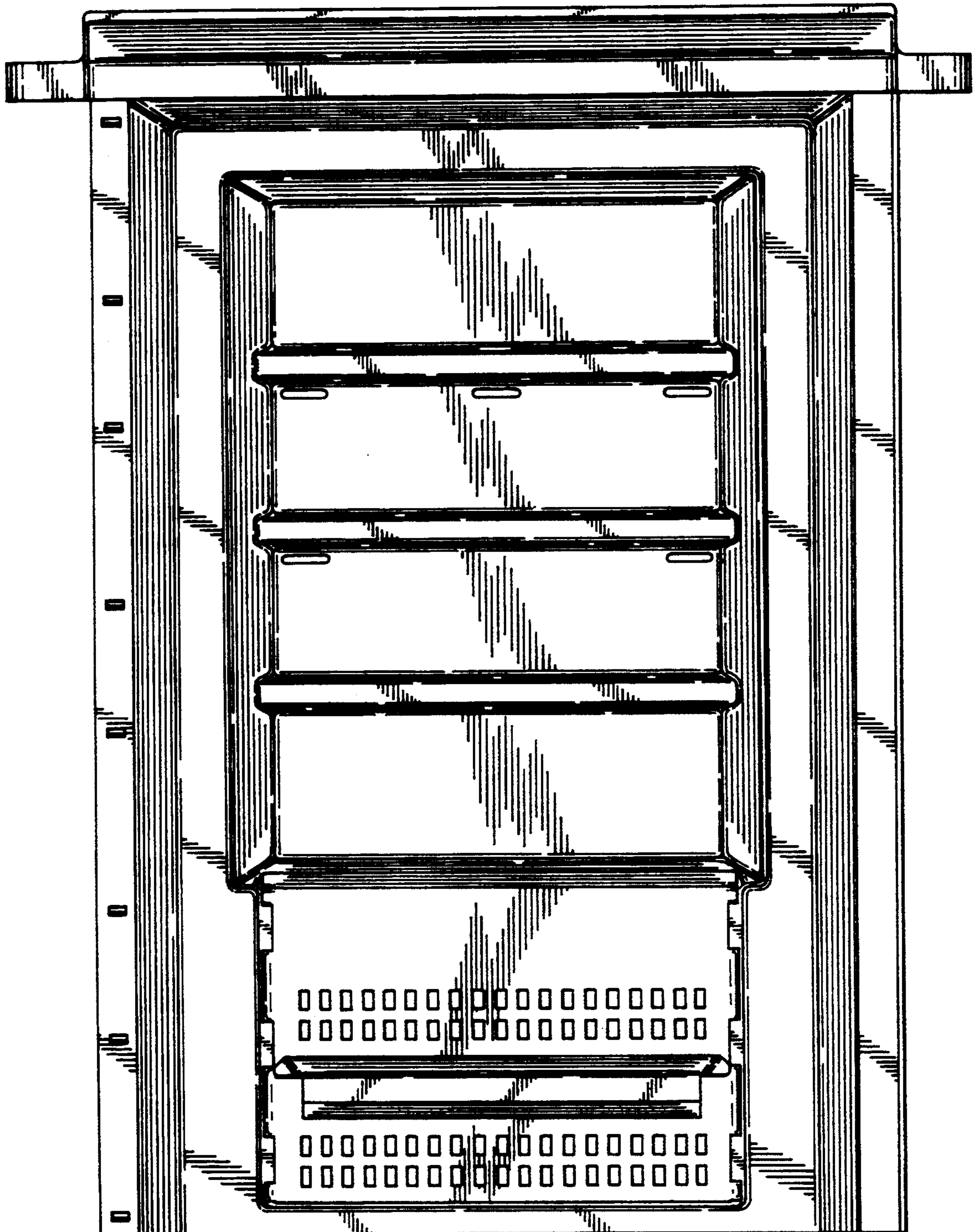


FIG. 4

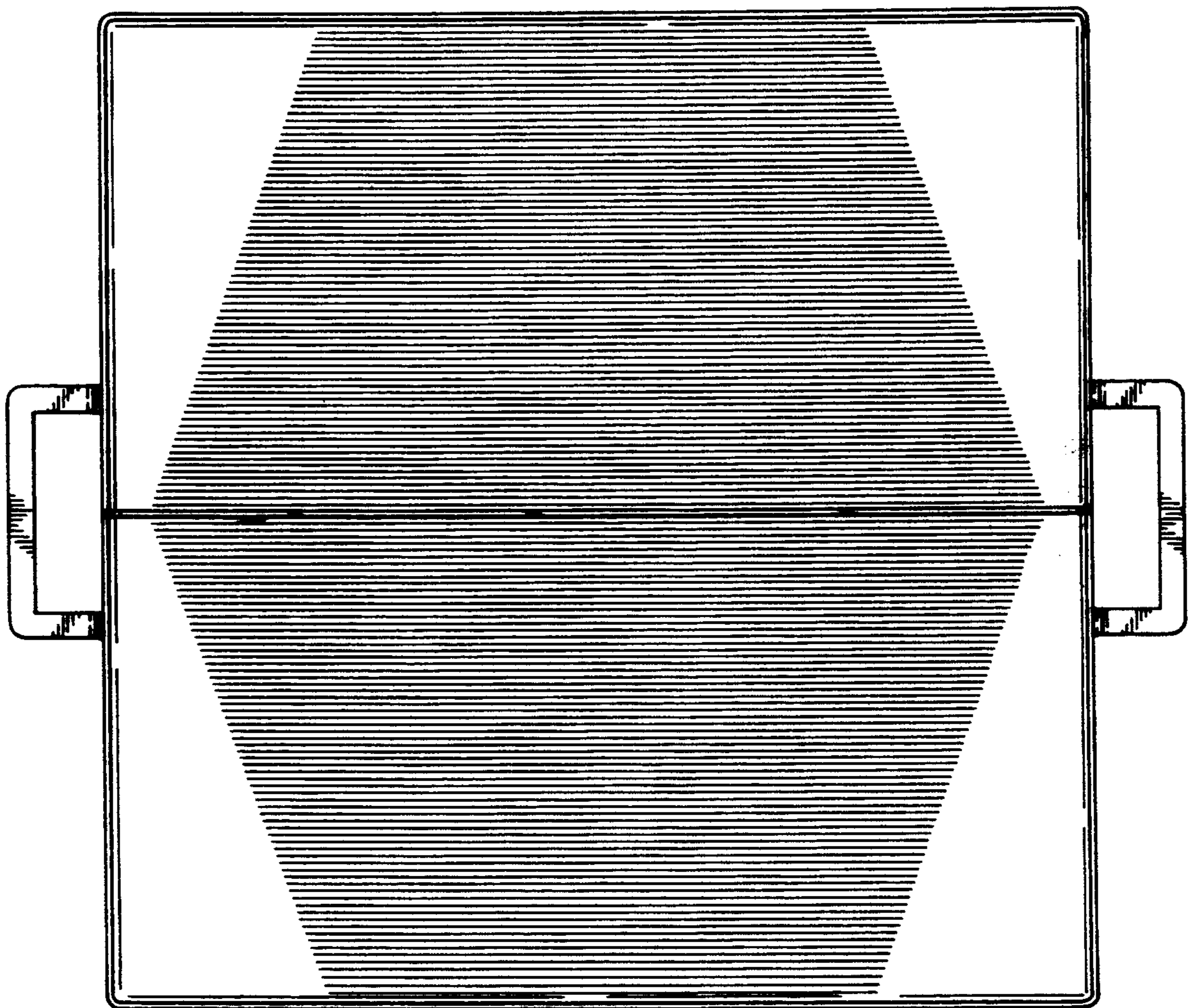


FIG. 5

