



US00D351692S

United States Patent [19]

Cossey

[11] Patent Number: Des. 351,692

[45] Date of Patent: ** Oct. 18, 1994

[54] PET TETHER

[76] Inventor: Jimmy F. Cossey, 519 Rock St., Dardanelle, Ark. 72834

[**] Term: 14 Years

[21] Appl. No.: 919,578

[22] Filed: Jul. 27, 1992

5,191,857 3/1993 Boaz 119/52.3
5,195,460 3/1993 Loken 119/52.3

FOREIGN PATENT DOCUMENTS

28727 4/1910 Sweden 119/786

OTHER PUBLICATIONS

Omaha Vaccine Co. Catalog; ©1985; p. 108; item-K9s Dog Tye Out Stake (w).
Sporting Dog Specialities Catalog; p. 11; item No. #N30-0012 Double Barbed Tie-Out Stake.

Primary Examiner—Cathy Anne MacCormac
Attorney, Agent, or Firm—Stephen D. Carver

Related U.S. Application Data

[63] Continuation-in-part of Ser. No. 405,019, Sep. 11, 1989, abandoned.

[52] U.S. Cl. D30/154

[58] Field of Search 119/786, 787, 788, 708, 119/791; 273/413; 116/63 P; D30/154; D38/185 C, 26 E, 58 C; D21/62; D36/173

[57] CLAIM

The ornamental design for a pet tether, as shown and described.

References Cited

U.S. PATENT DOCUMENTS

649,190 5/1900 Zimmerman 273/197 R
1,699,308 1/1929 Postings 119/708
2,087,176 7/1937 Webb 119/787
2,282,766 5/1942 Miremont 273/413
2,435,081 1/1948 Howard 119/786
3,016,035 1/1962 Asbury 116/63 P
3,241,202 3/1966 Knauft D30/154
3,921,589 11/1975 McGahee 119/786
4,050,694 9/1977 Domroski 273/26 E

DESCRIPTION

FIG. 1 is a front perspective view of the pet tether showing my new design;
FIG. 2 is a reduced top plan view thereof;
FIG. 3 is a reduced bottom plan view thereof;
FIG. 4 is a side elevational view thereof; and,
FIG. 5 is a cross sectional view taken along line 5—5 of FIG. 2.
The ground stake in FIGS. 4 and 5 is shown broken away for convenience of illustration and to show indeterminate length.




FIG. 1

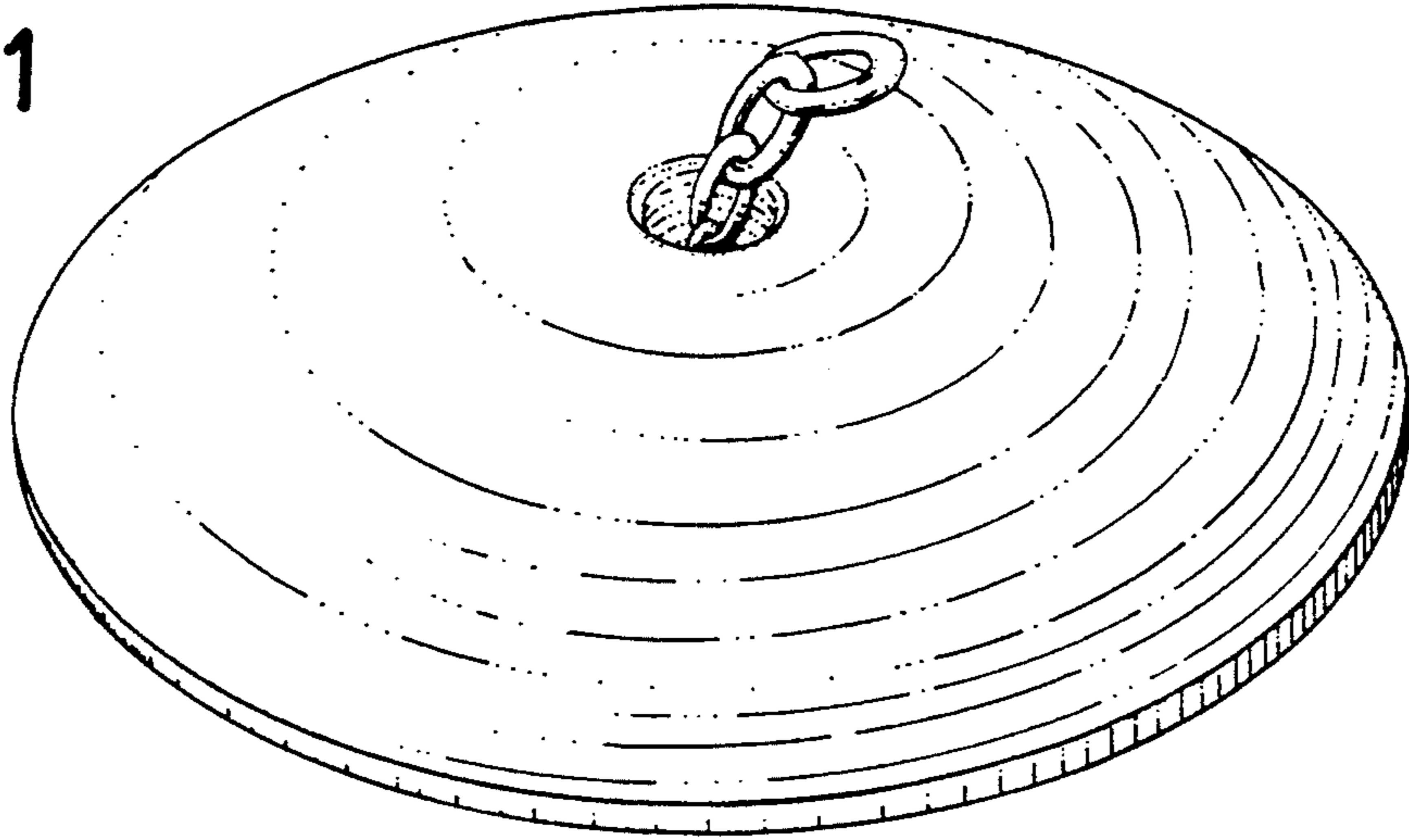


FIG. 2




FIG. 3

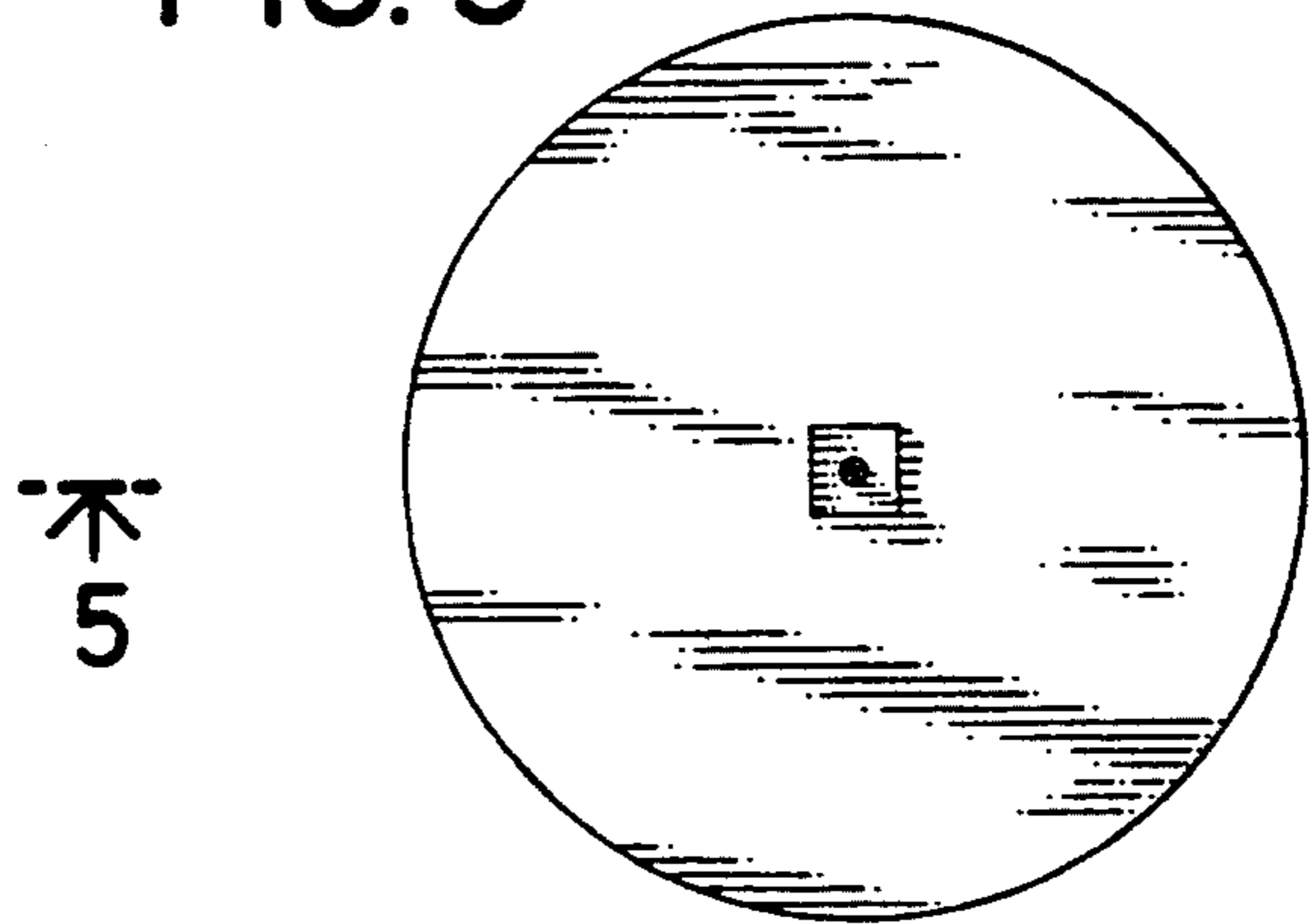


FIG. 4

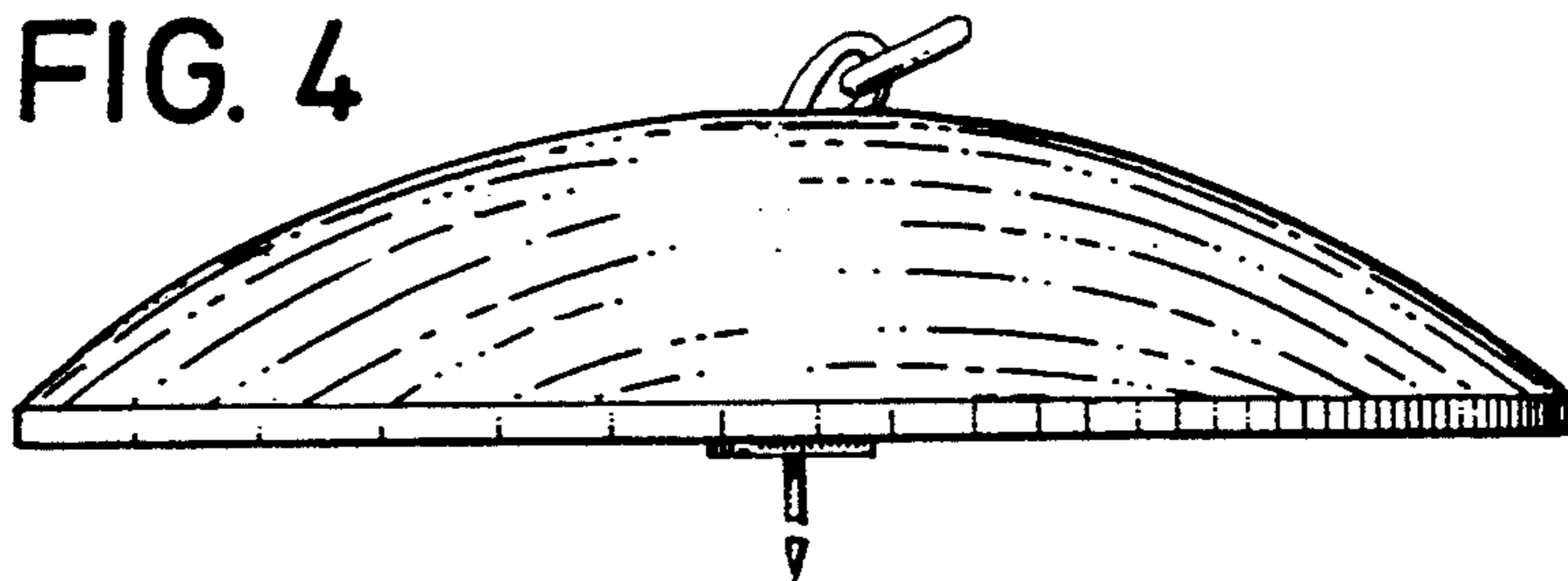


FIG. 5

