



US00D351683S

United States Patent [19]
Crawford

[11] **Patent Number: Des. 351,683**

[45] **Date of Patent: ** Oct. 18, 1994**

[54] **SOAP BAR**

[75] **Inventor: John C. Crawford, Lake Mahopac, N.Y.**

[73] **Assignee: Colgate-Palmolive Company, New York, N.Y.**

[**] **Term: 14 Years**

[21] **Appl. No.: 867,865**

[22] **Filed: Apr. 10, 1992**

[52] **U.S. Cl. D28/8.1**

[58] **Field of Search 252/80-90, 252/134, 174, DIG. 16; D28/8.1, 8.2**

- A35453 of 1923 Australia .
- 36569 of 1923 Australia .
- A200303 of 1923 Australia .
- A200304 of 1923 Australia .
- 34692 9/1959 Australia .
- B179947 10/1964 Australia .
- 64689 5/1974 Australia .
- 64518 2/1976 Australia .
- 78772 8/1979 Australia .
- 85003 8/1981 Australia .
- 92655 7/1986 Australia .
- 105149 9/1989 Australia .
- 112354 10/1991 Australia .
- 450292 6/1952 Japan .
- 538348 8/1955 Japan .
- 722980 1/1988 Japan .
- 732192 5/1988 Japan .
- D. 308 11/1966 Philippines .
- D. 8415 12/1991 Philippines .

[56] **References Cited**

U.S. PATENT DOCUMENTS

- D. 50,285 2/1917 Schwartzberg D28/8.1
- D. 54,390 2/1920 De Mott D28/8.1
- D. 124,755 1/1941 Voorhis D28/8.1
- D. 131,541 3/1942 Stuner et al. D28/8.1
- D. 163,038 4/1951 Haskell D28/8.1
- D. 184,473 2/1953 de Lahoud D28/8.1 X
- D. 201,229 5/1965 Burke D28/8.1
- D. 231,406 4/1974 Biailo D28/8.1
- D. 252,054 6/1979 Carles D28/8.1
- D. 293,487 12/1987 Swanson D28/8.1
- D. 295,683 5/1988 Kirk D28/8.1 X
- D. 298,062 10/1988 Bussell D28/8.1
- D. 298,664 11/1988 Huff D28/8.1
- D. 300,673 4/1989 Rhoa et al. D28/8.1 X
- D. 301,762 6/1989 Oshlack D28/8.2 X
- D. 301,763 6/1989 Rhoa et al. D28/8.1 X
- D. 301,764 6/1989 Contractor et al. D28/8.1 X
- D. 302,337 7/1989 Bresloff et al. D28/8.1 X
- D. 302,481 7/1989 Miller et al. D28/8.1 X
- D. 309,035 7/1990 Mattawan et al. D28/8.1 X
- D. 316,616 4/1991 Leslie et al. D28/8.1 X

FOREIGN PATENT DOCUMENTS

296668 of 0000 Australia .

Primary Examiner—B. J. Bullock
Assistant Examiner—C. Tuttle
Attorney, Agent, or Firm—Robert C. Sullivan; Richard J. Ancel

[57] **CLAIM**

The ornamental design for a soap bar, as shown and described.

DESCRIPTION

FIG. 1 is a perspective view from the top of a soap bar showing my new design;
FIG. 2 is a perspective view from the bottom thereof;
FIG. 3 is a top plan view thereof;
FIG. 4 is a side elevational view thereof;
FIG. 5 is an end elevational view from the right end of FIG. 3;
FIG. 6 is a bottom plan view thereof;
FIG. 7 is a side elevational view thereof from the other side of FIG. 4; and,
FIG. 8 is an end elevational view as seen from the left end of FIG. 3.

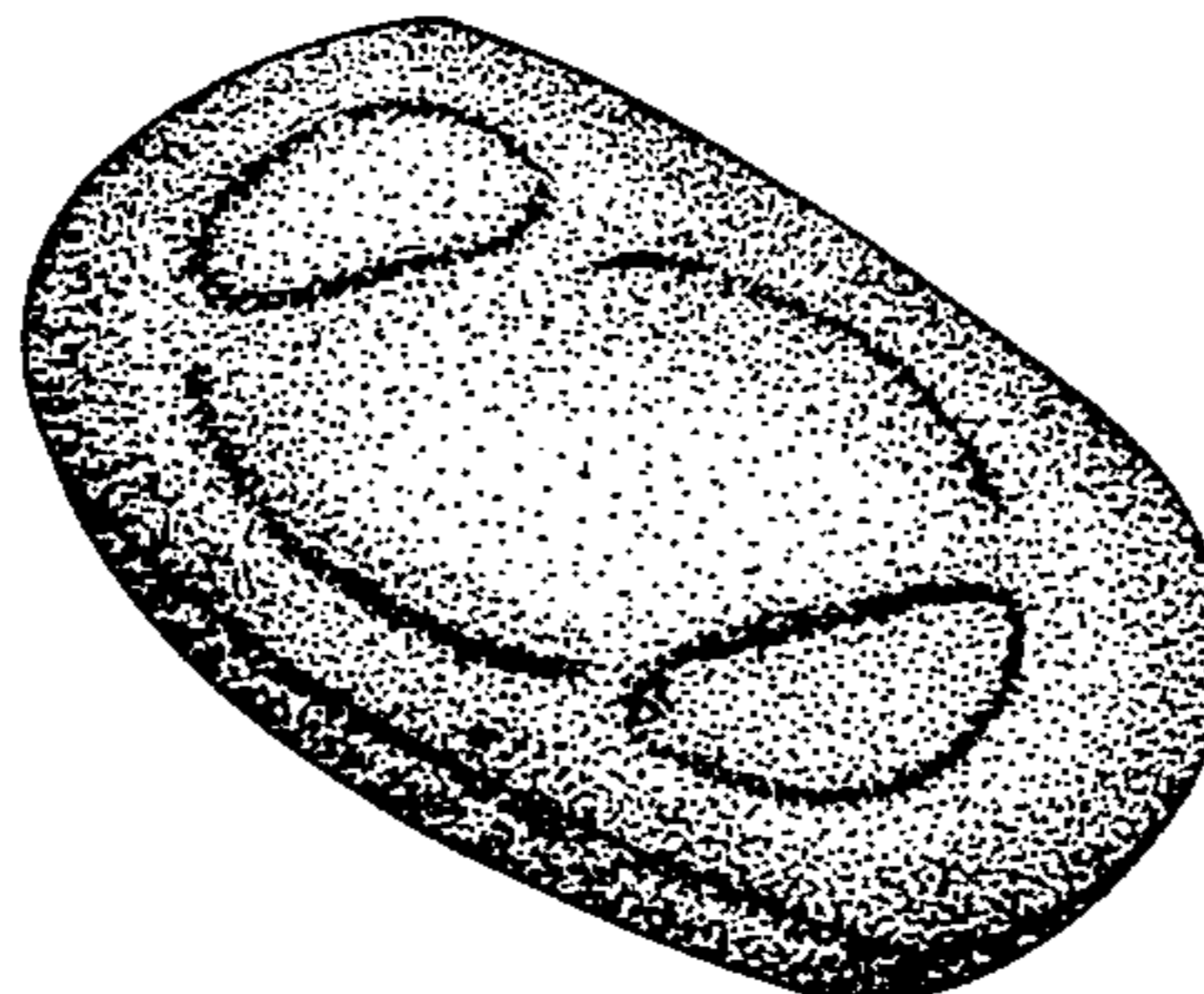
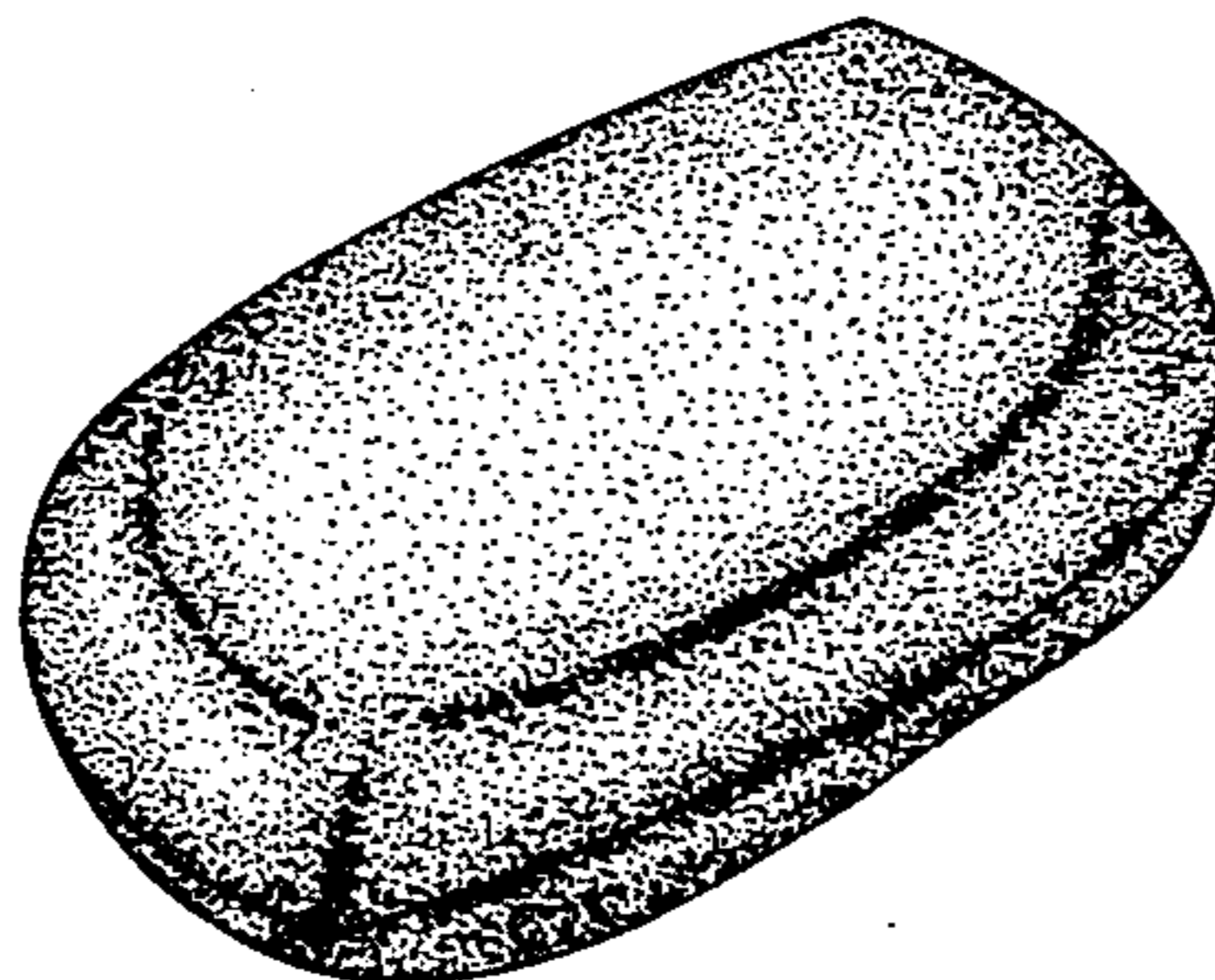


FIG. 1

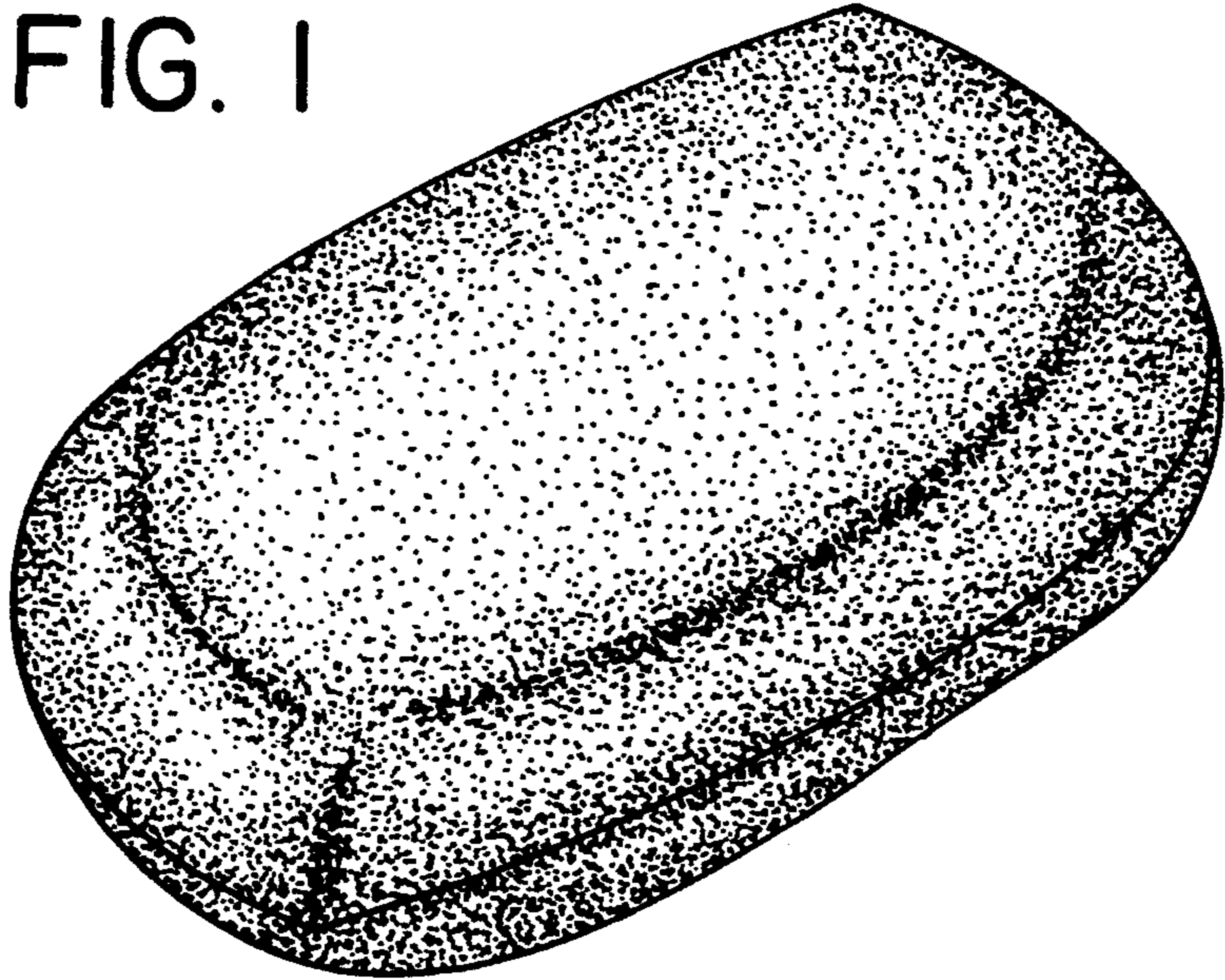
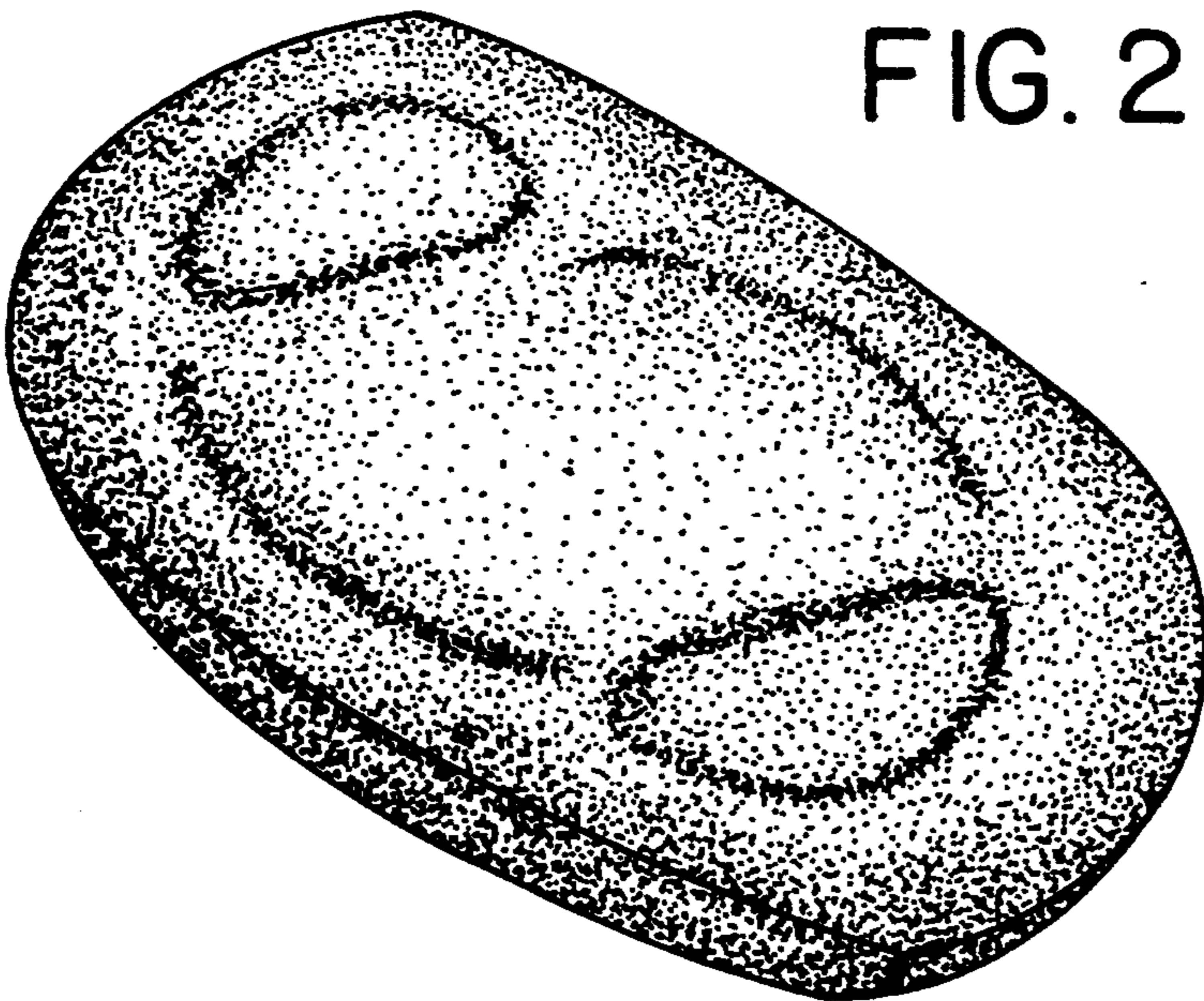


FIG. 2






FIG. 3




FIG. 4




FIG. 5




FIG. 6




FIG. 7




FIG. 8