



US00D351660S

United States Patent [19]

[11] Patent Number: **Des. 351,660**

Ichikawa et al.

[45] Date of Patent: **** Oct. 18, 1994**

[54] **ELECTRIC MASSAGER**

[56] **References Cited**

[75] Inventors: **Kuniharu Ichikawa, Kyoto; Yasunari Maeda, Hirakata, both of Japan**

U.S. PATENT DOCUMENTS

[73] Assignee: **Matsushita Electric Works, Ltd., Osaka, Japan**

| | | | |
|------------|---------|----------------------|----------|
| D. 311,955 | 11/1990 | Lie | D24/211 |
| D. 315,408 | 3/1991 | Duk | D24/211 |
| D. 331,467 | 12/1992 | Wollman | D24/214 |
| D. 338,070 | 8/1993 | Lam | D24/214 |
| 4,604,993 | 8/1986 | Moriwaki et al. | 128/24.2 |

[**] Term: **14 Years**

Primary Examiner—Stella Reid
Attorney, Agent, or Firm—Leydig, Voit & Mayer

[21] Appl. No.: **913,895**

[57] CLAIM

[22] Filed: **Jul. 16, 1992**

The ornamental design for an electric massager, as shown and described.

[30] Foreign Application Priority Data

DESCRIPTION

Jan. 17, 1992 [JP] Japan 4-962
Jan. 17, 1992 [JP] Japan 4-964

[52] U.S. Cl. **D24/214; D24/200**

[58] Field of Search 128/24.1, 24.2, 24.3,
128/24.4, 24.5, 41, 44, 60, 62 R, 36, 67;
D24/200, 211-215

FIG. 1 is a front view of an electric massager showing our design;

FIG. 2 is a rear view thereof;

FIG. 3 is a right side elevational view thereof;

FIG. 4 is a top plan view thereof; and,

FIG. 5 is a bottom plan view thereof.

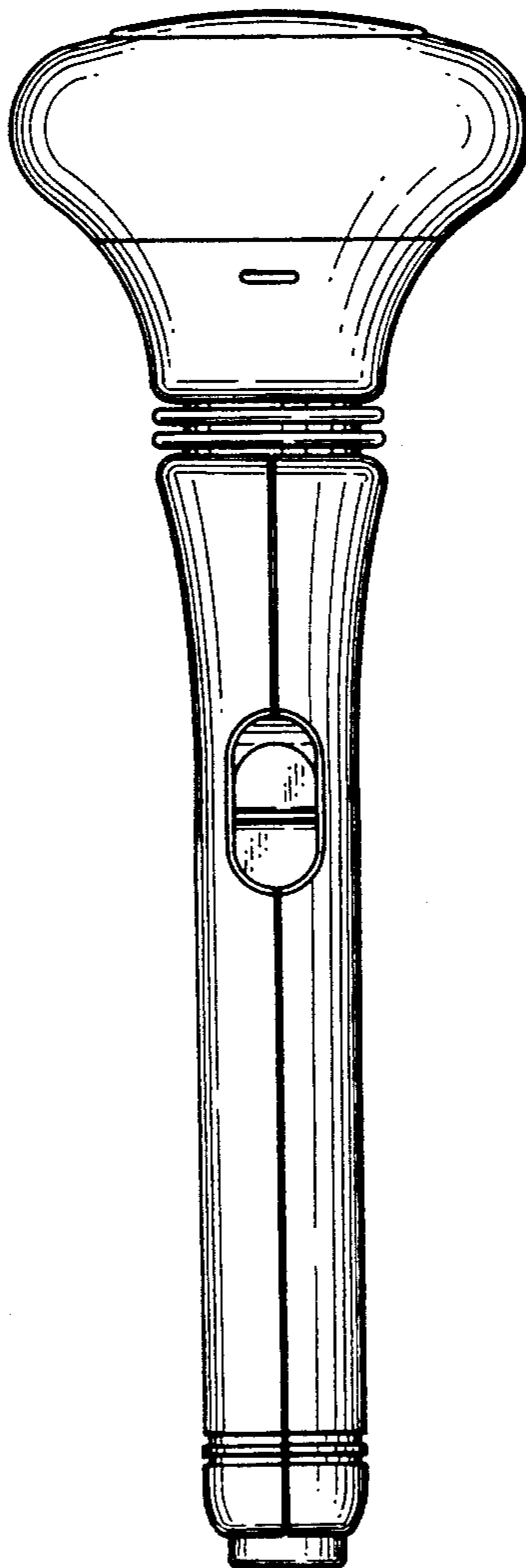


Fig. 1

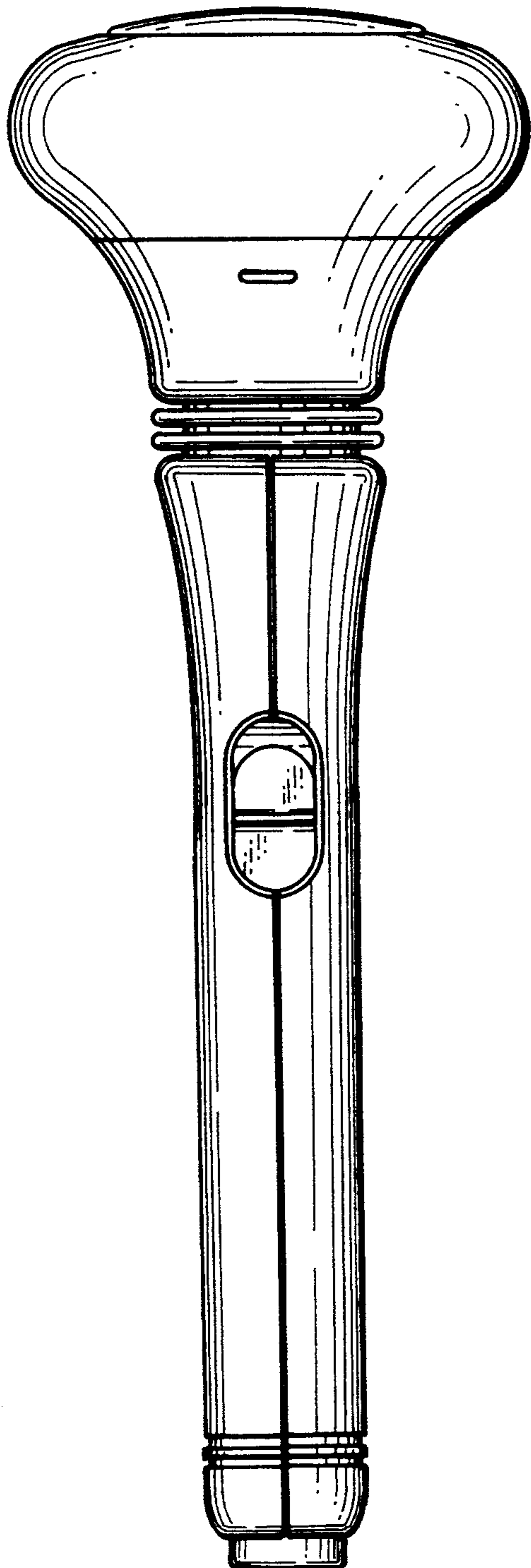


Fig. 2

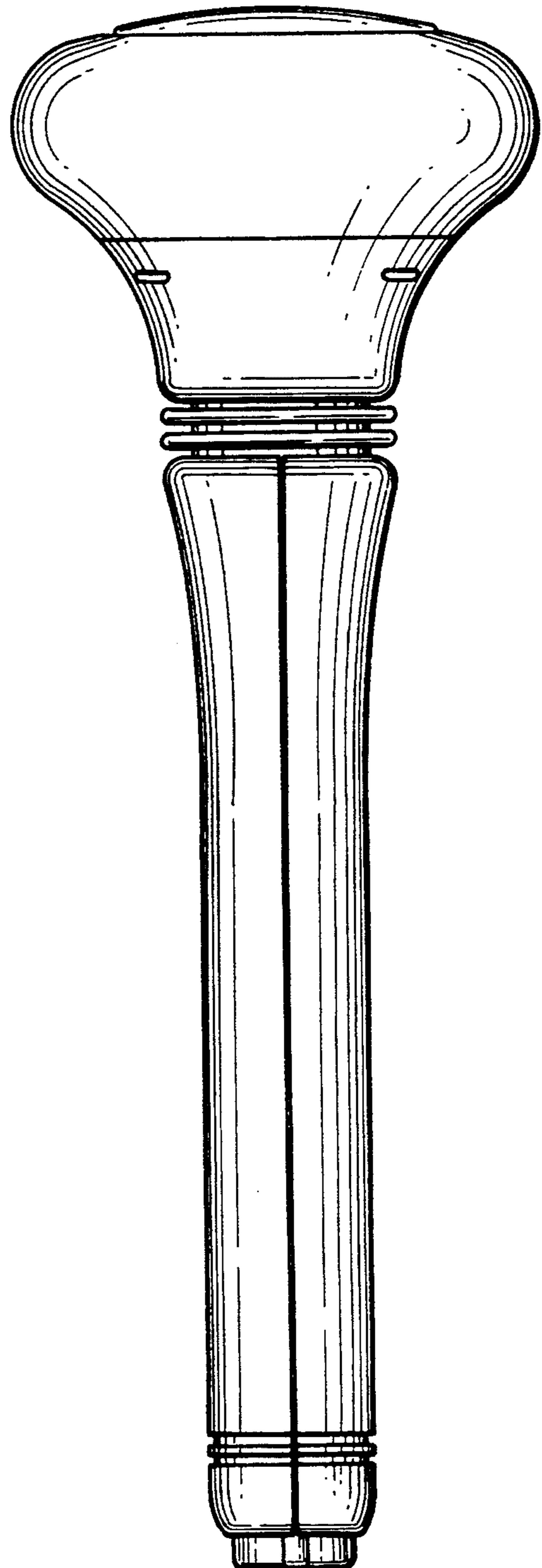


Fig. 3

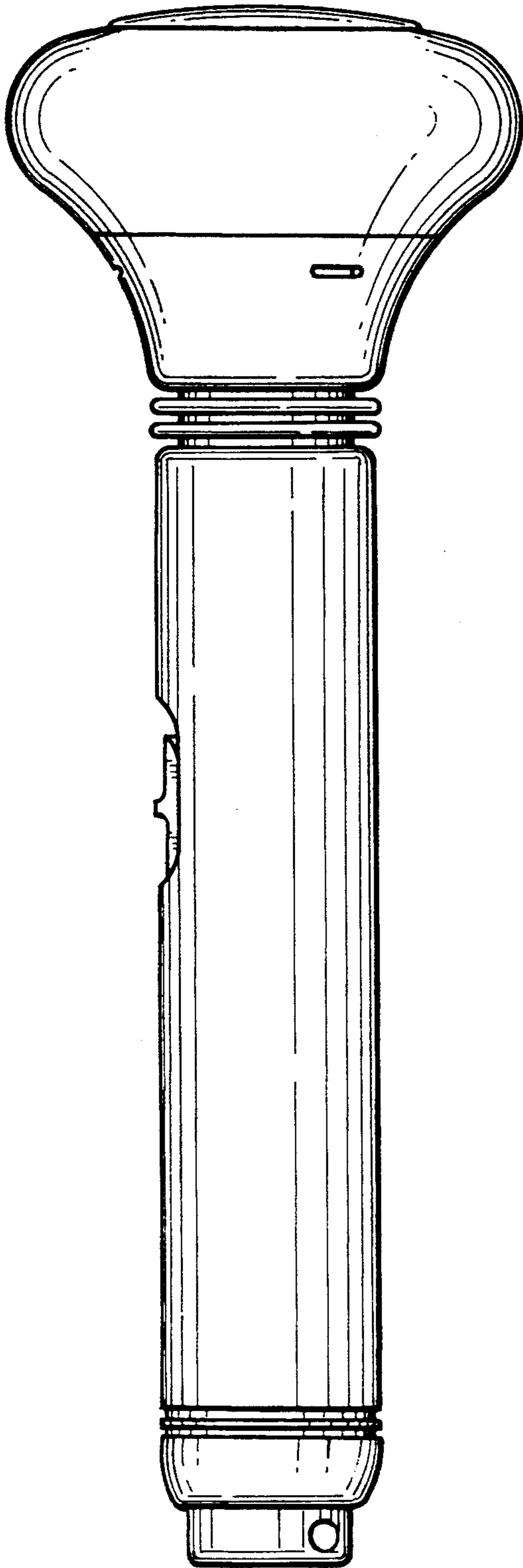


Fig. 4

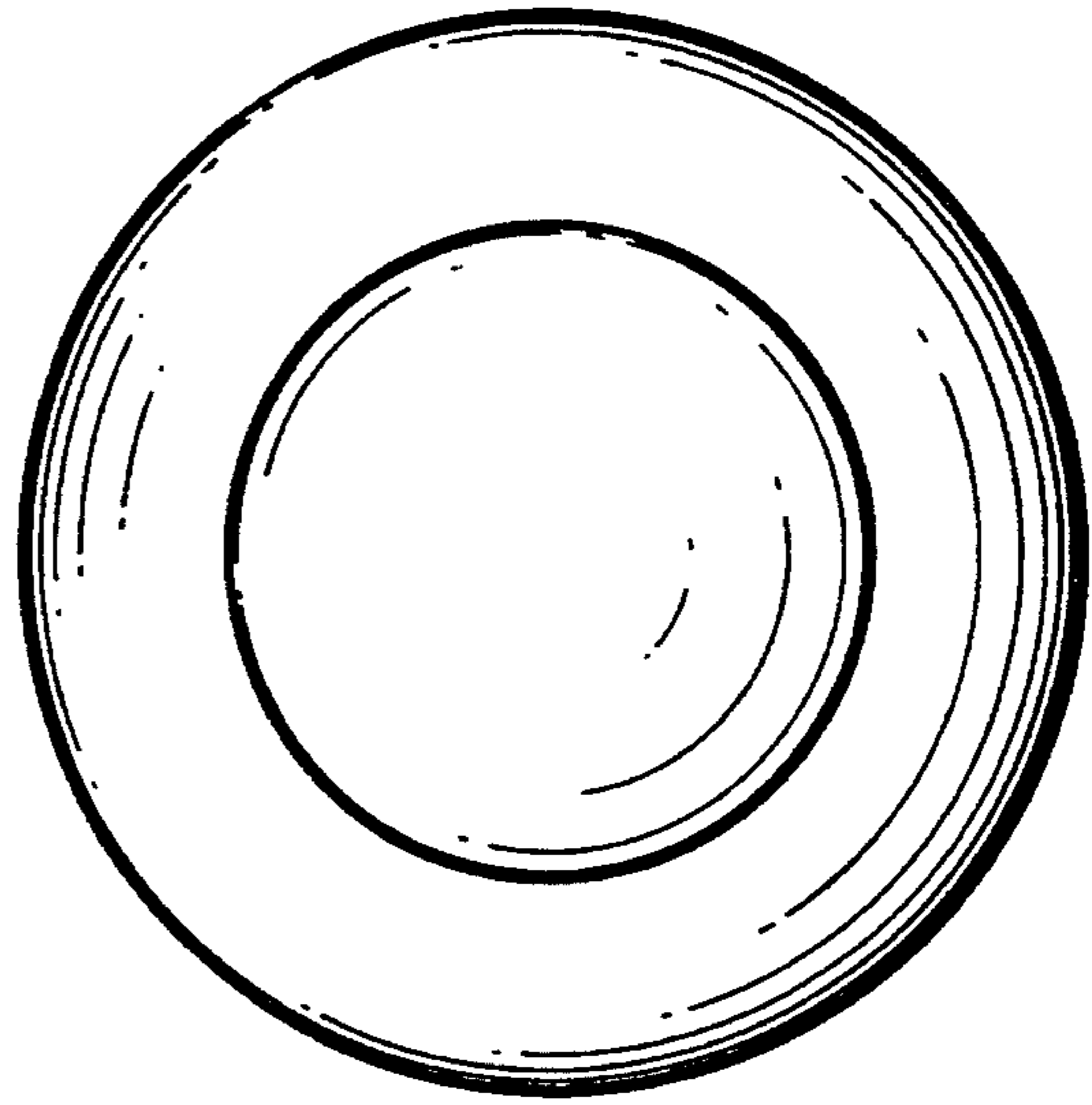


Fig. 5

