



US00D351648S

United States Patent [19]

[11] Patent Number: **Des. 351,648**

Ikeda et al.

[45] Date of Patent: **** Oct. 18, 1994**

[54] **AIR CONDITIONER**

[75] Inventors: **Hideyuki Ikeda; Shigeru Saito; Eiji Horino**, all of Kanagawa, Japan

[73] Assignee: **Mitsubishi Denki Kabushiki Kaisha**, Tokyo, Japan

[**] Term: **14 Years**

[21] Appl. No.: **9,718**

[22] Filed: **Jun. 22, 1993**

[52] U.S. Cl. **D23/351**

[58] Field of Search 454/236, 234; 62/263, 62/DIG. 16; D23/351, 353, 354, 370

[56] **References Cited**

U.S. PATENT DOCUMENTS

- D. 309,942 8/1990 Shimano et al. D23/351
- D. 327,736 7/1992 Shimano et al. D23/351
- D. 341,879 11/1993 Takasuna et al. D23/351

Primary Examiner—Lisa P. Lichtenstein
Attorney, Agent, or Firm—Sughrue, Mion, Zinn, Macpeak & Seas

[57] **CLAIM**

The ornamental design for an air conditioner, as shown and described.

DESCRIPTION

FIG. 1 is a front, bottom and right side perspective view of an air conditioner showing our new design;
 FIG. 2 is a right side elevational view, the opposite side being a mirror image thereof;
 FIG. 3 is a front elevational view thereof;
 FIG. 4 is a top plan view thereof;
 FIG. 5 is a rear elevational view thereof;
 FIG. 6 is a bottom plan view thereof; and,
 FIG. 7 is a front, bottom and right side perspective view thereof with louvers thereof in the bottom of the casing shifted to open position.

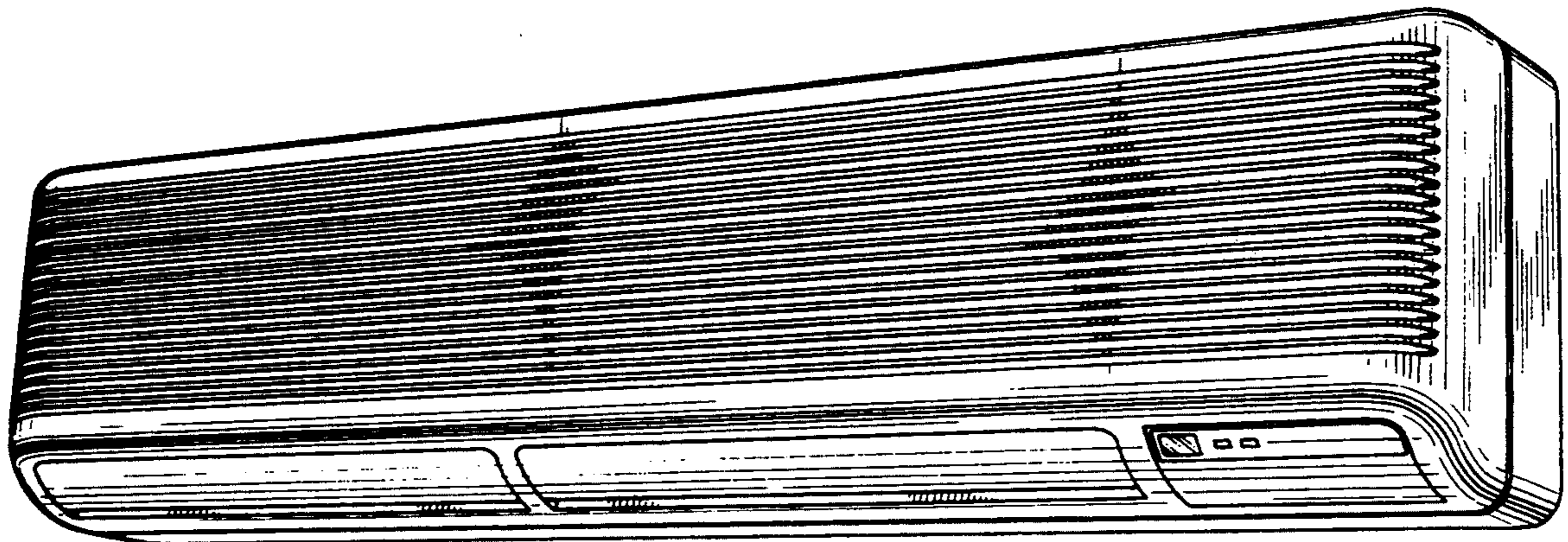


FIG. 1

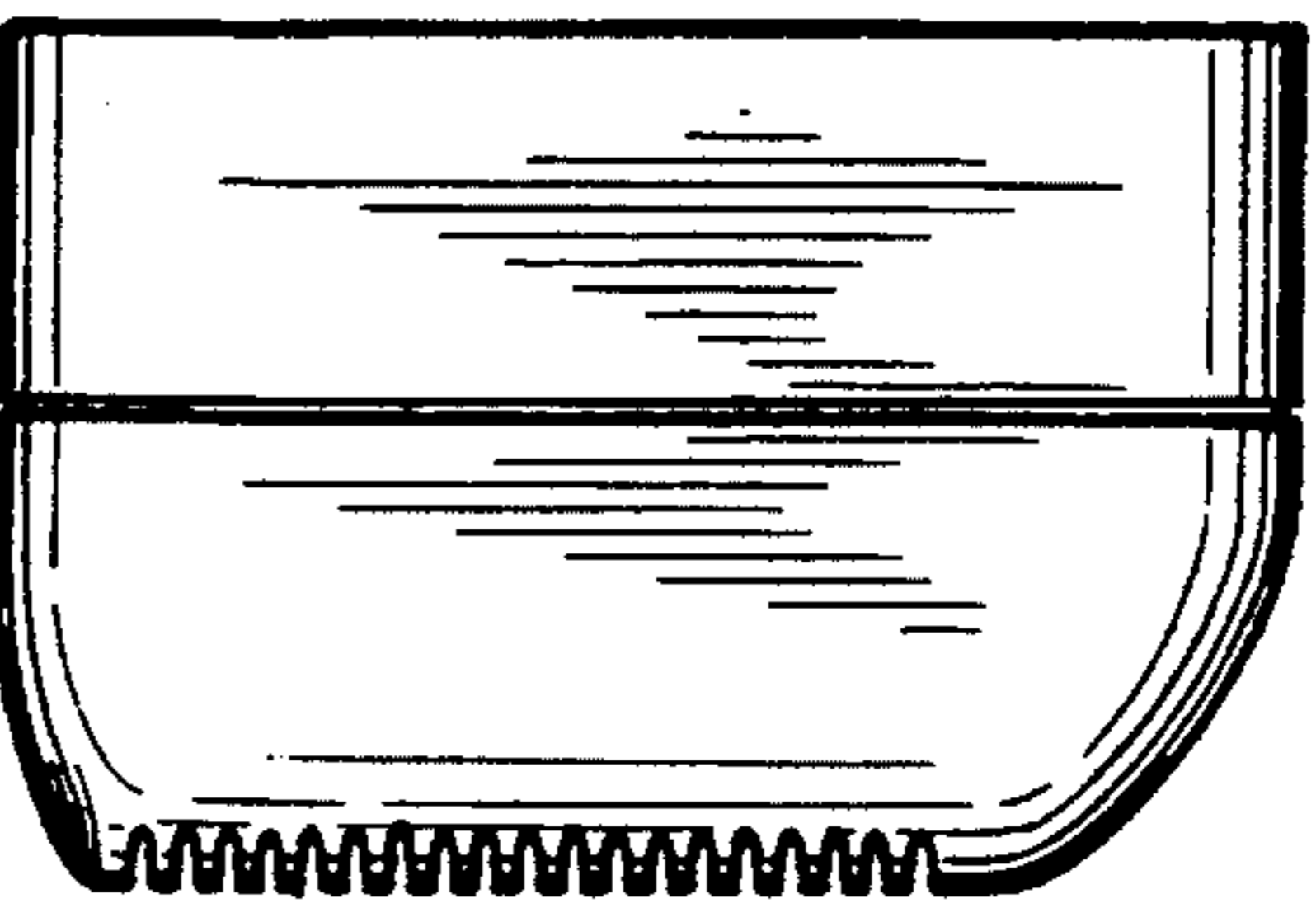


FIG. 2

FIG. 3




FIG. 4

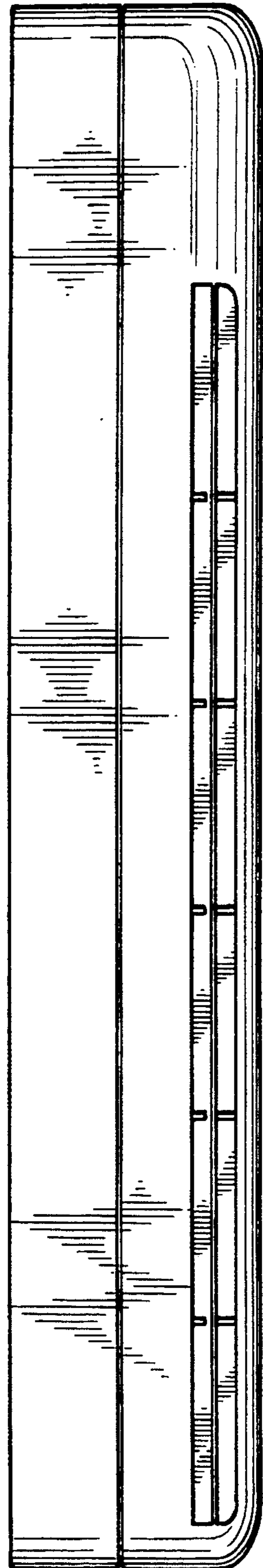


FIG. 5

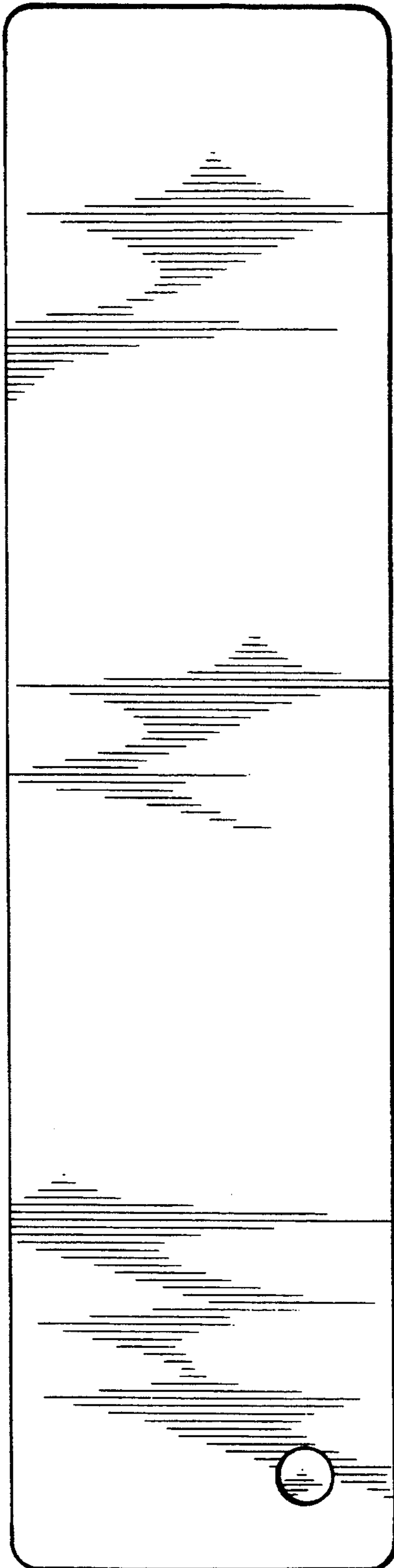


FIG. 6

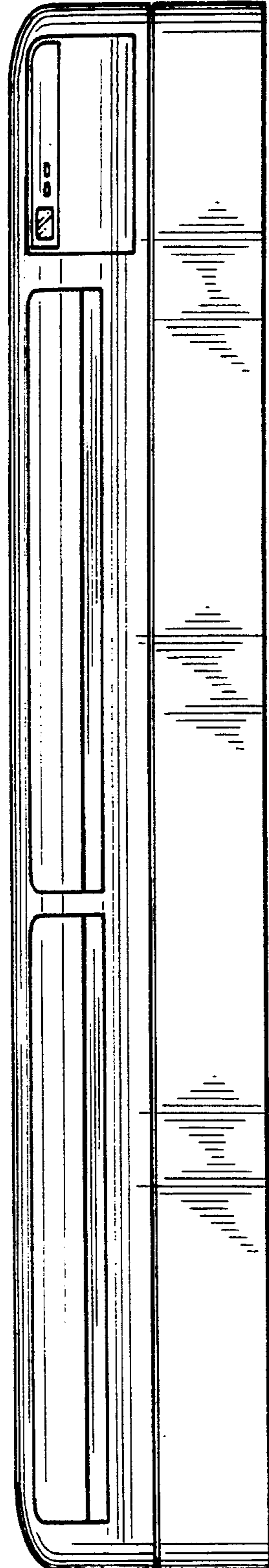


FIG. 7

