



US00D351613S

# United States Patent [19]

[11] Patent Number: **Des. 351,613**

Sakaguchi et al.

[45] Date of Patent: **\*\* Oct. 18, 1994**

[54] **MULTI-FUNCTION ELECTRONIC ORGANIZER**

[75] Inventors: **Hiroshi Sakaguchi, Kyoto; Kenji Kondo, Nara; Masaki Kawamura, Hiroshima, all of Japan**

[73] Assignee: **Sharp Kabushiki Kaisha, Osaka, Japan**

[\*\*] Term: **14 Years**

[21] Appl. No.: **44**

[22] Filed: **Oct. 5, 1992**

[52] U.S. Cl. .... **D18/7; D14/100; D18/2**

[58] Field of Search ..... **364/706-710; 235/145 A, 145 R; D18/1, 2, 6, 7, 11; D14/100, 105, 106, 107**

[56] **References Cited**

**U.S. PATENT DOCUMENTS**

D. 317,440	6/1991	Sawada et al. ....	D18/7 X
D. 324,513	3/1992	Sakaguchi et al. ....	D18/7 X
D. 325,571	4/1992	Sakaguchi et al. ....	D18/7 X
D. 334,736	4/1993	Sawada et al. ....	D14/100


*Primary Examiner*—Nelson C. Holtje  
*Assistant Examiner*—Caron D. Veynar  
*Attorney, Agent, or Firm*—Nixon & Vanderhye

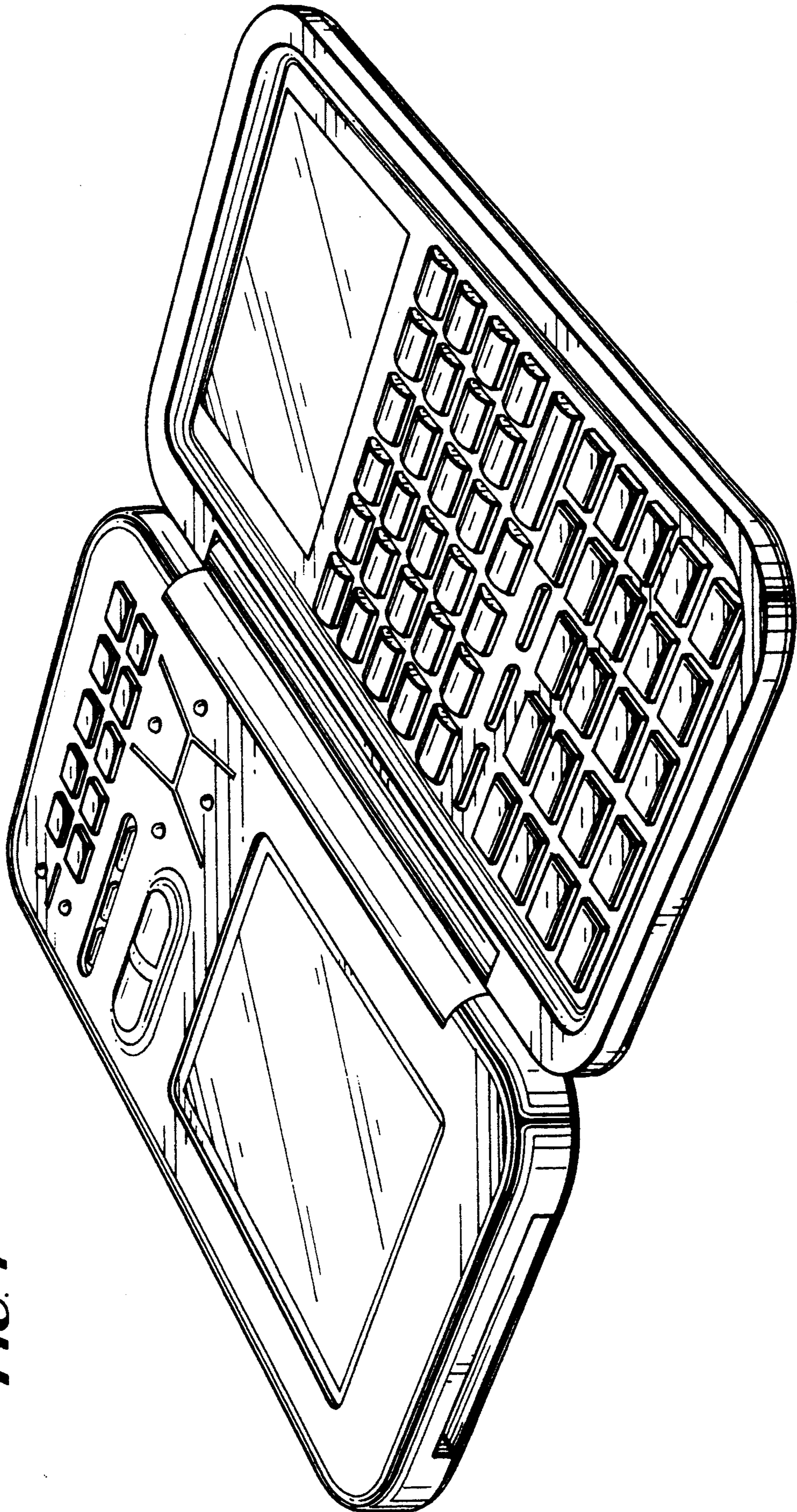
[57] **CLAIM**

The ornamental design for a multi-function electronic organizer, as shown and described.

**DESCRIPTION**

FIG. 1 is a top, front and right side perspective view of a multi-function electronic organizer illustrated in the open position according to our design;  
 FIG. 2 is a top plan view thereof;  
 FIG. 3 is a front elevational view thereof;  
 FIG. 4 is a right side elevational view thereof;  
 FIG. 5 is a rear elevational view thereof;  
 FIG. 6 is a left side elevational view thereof;  
 FIG. 7 is a bottom plan view thereof;  
 FIG. 8 is a top plan view of the multi-function electronic organizer in a closed position;  
 FIG. 9 is a front elevational view thereof;  
 FIG. 10 is a right side elevational view thereof;  
 FIG. 11 is a rear elevational view thereof;  
 FIG. 12 is a left side elevational view thereof; and,  
 FIG. 13 is a bottom plan view thereof.





**FIG. 1**

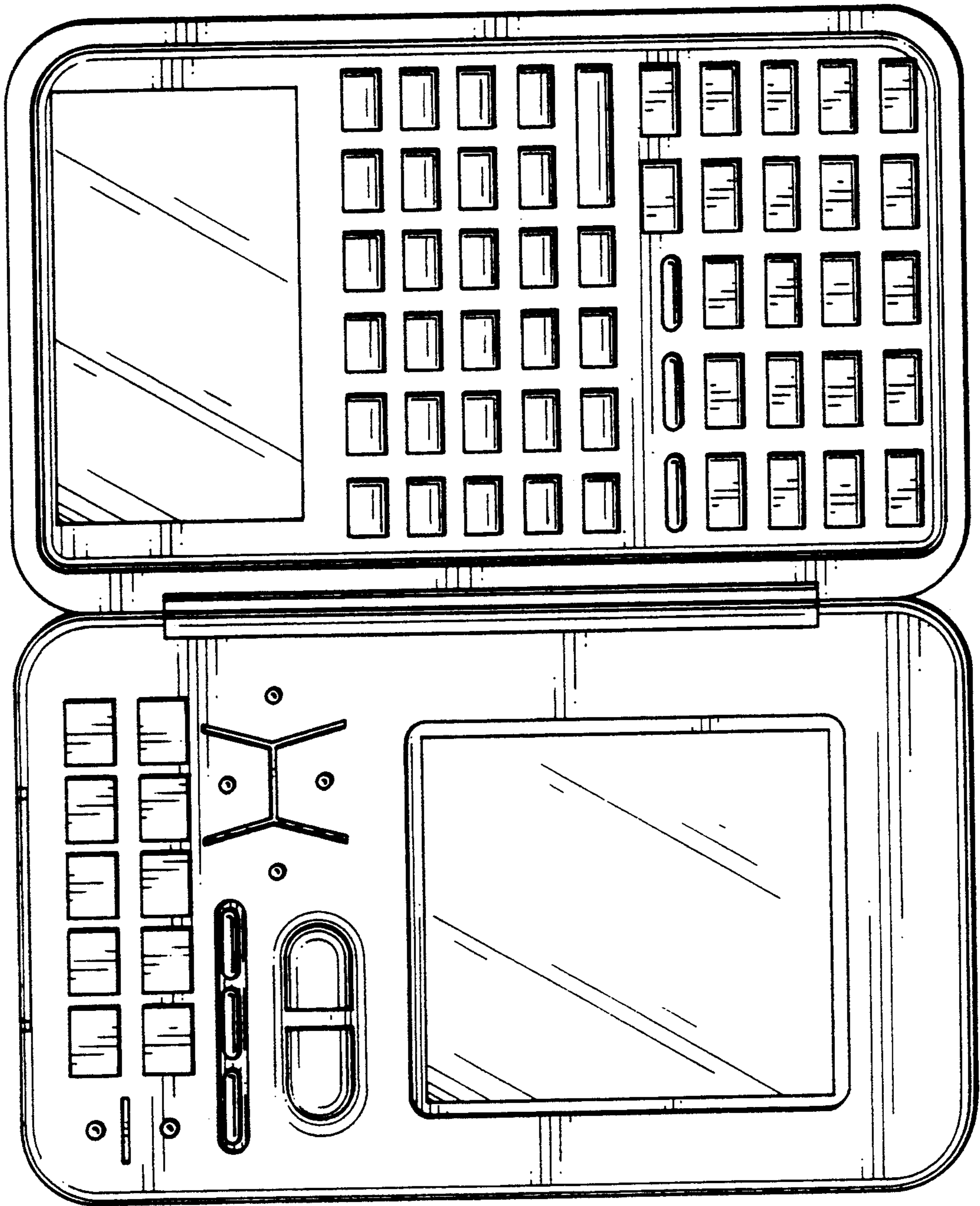
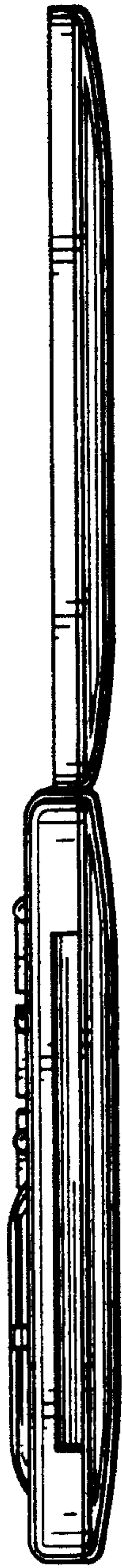


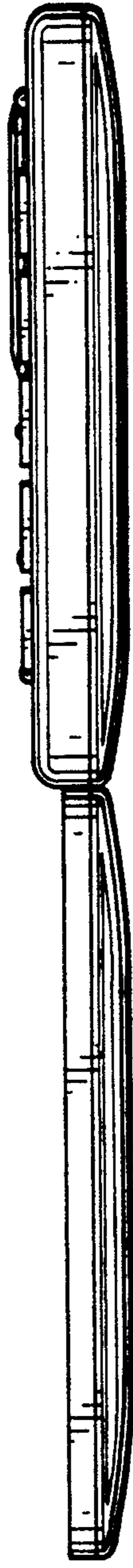
FIG. 2



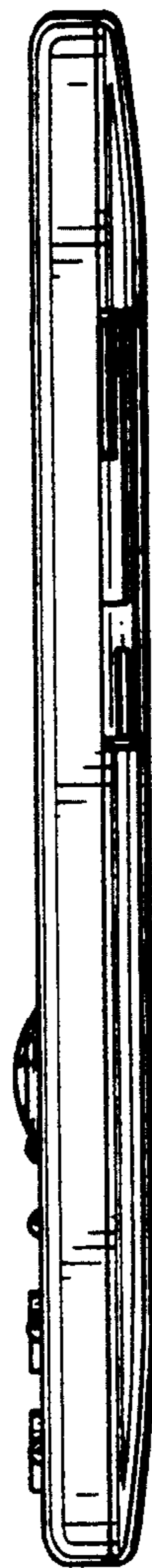
**FIG. 3**



**FIG. 4**

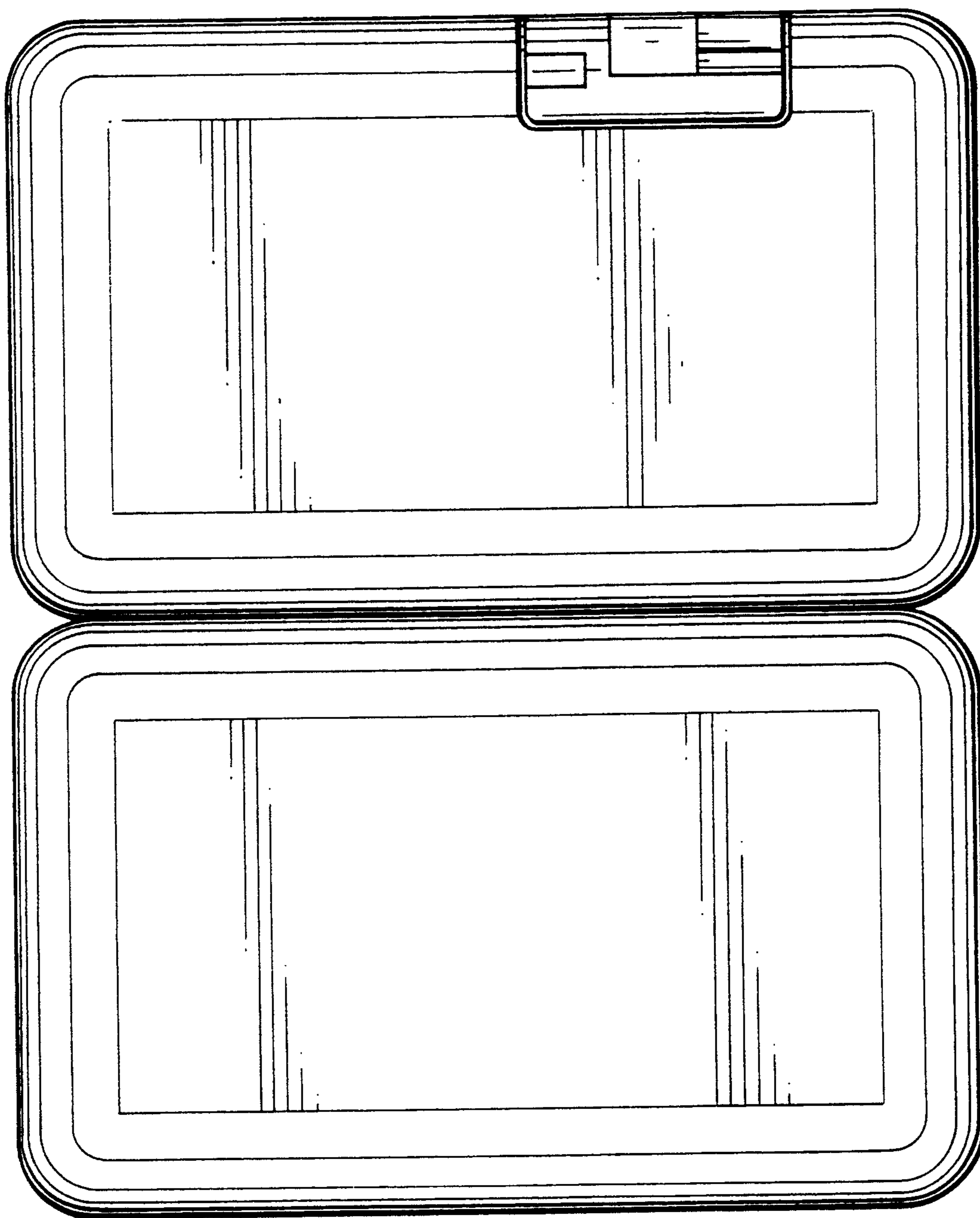


**FIG. 5**




**FIG. 6**


*FIG. 7*




**FIG. 8**




**FIG. 9**



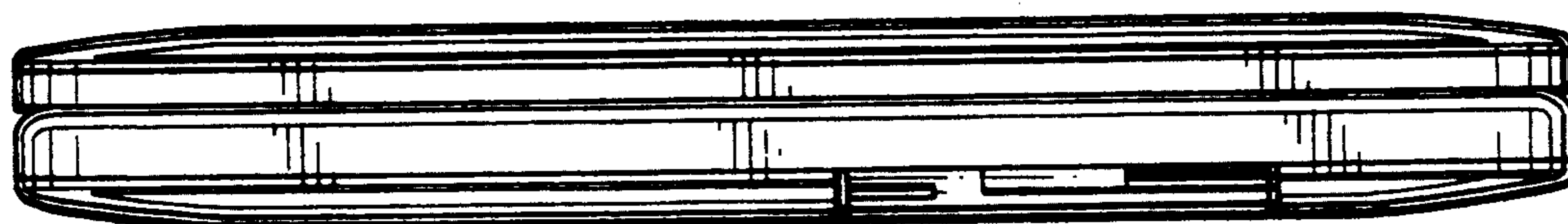
**FIG. 10**



**FIG. 11**



**FIG. 12**



**FIG. 13**

