



US00D351600S

United States Patent [19]

[11] Patent Number: Des. 351,600

Moscone

[45] Date of Patent: ** Oct. 18, 1994

[54] MICRO-CASSETTE RECORDER FOR
AUTOMOBILE PORTABLE PHONES

5,109,402 4/1992 Anderson .

[76] Inventor: **Onorio Moscone**, 31720 Cyril,
Fraser, Mich. 48026

OTHER PUBLICATIONS

The Sharper Image Catalog, Sep. 1985, p. 5, Top right—microrecorder.

[**] Term: **14 Years**

Primary Examiner—Theodore M. Shooman
Attorney, Agent, or Firm—Terry M. Gernstein

[21] Appl. No.: **10,486**

[22] Filed: **Jul. 9, 1993**

[52] U.S. Cl. **D14/240; D14/165**

[58] Field of Search 455/344, 347-351;
D14/124, 160-168, 188-190, 192-198, 217,
257, 260, 299, 240, 256, 141; D18/7

[57] CLAIM

The ornamental design for a micro-cassette recorder for automobile portable phones, as shown and described.

[56] References Cited

DESCRIPTION

U.S. PATENT DOCUMENTS

D. 293,241	12/1987	Wan et al.	D18/7
D. 312,255	11/1990	Yoshii	D14/188 X
D. 314,767	2/1991	Yamamoto et al.	D14/163
D. 342,254	12/1993	Furui	D14/195
5,036,532	7/1991	Metroka .	
5,105,458	4/1992	Takenaka .	

FIG. 1 is a front, top and side perspective view of the micro-cassette recorder for automobile portable phones showing my new design;

FIG. 2 is a front elevational view thereof;

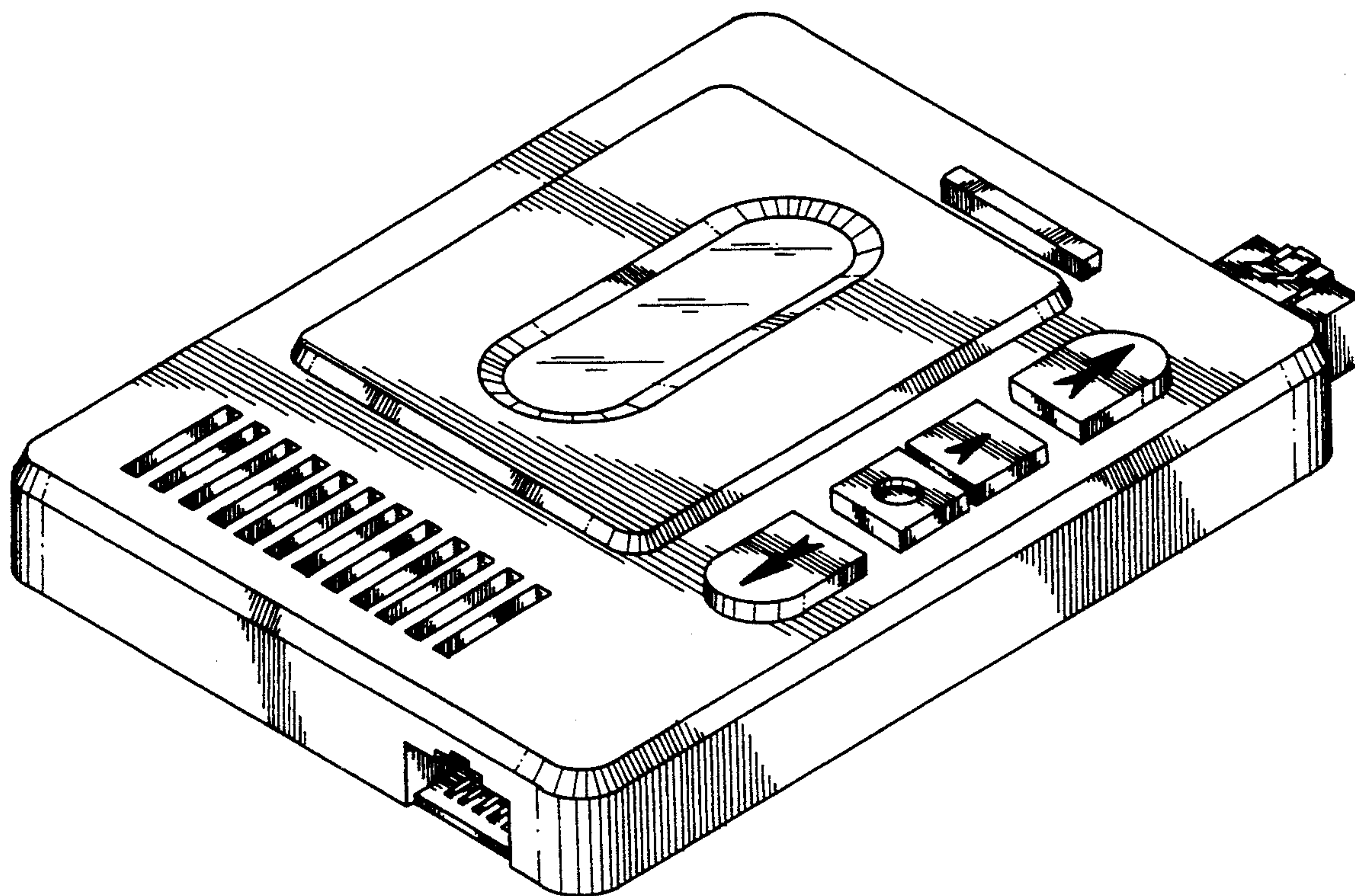
FIG. 3 is a rear elevational view thereof;

FIG. 4 is a end elevational view thereof;

FIG. 5 is a end elevational view thereof;

FIG. 6 is a top plan view thereof; and,

FIG. 7 is a bottom plan view thereof.



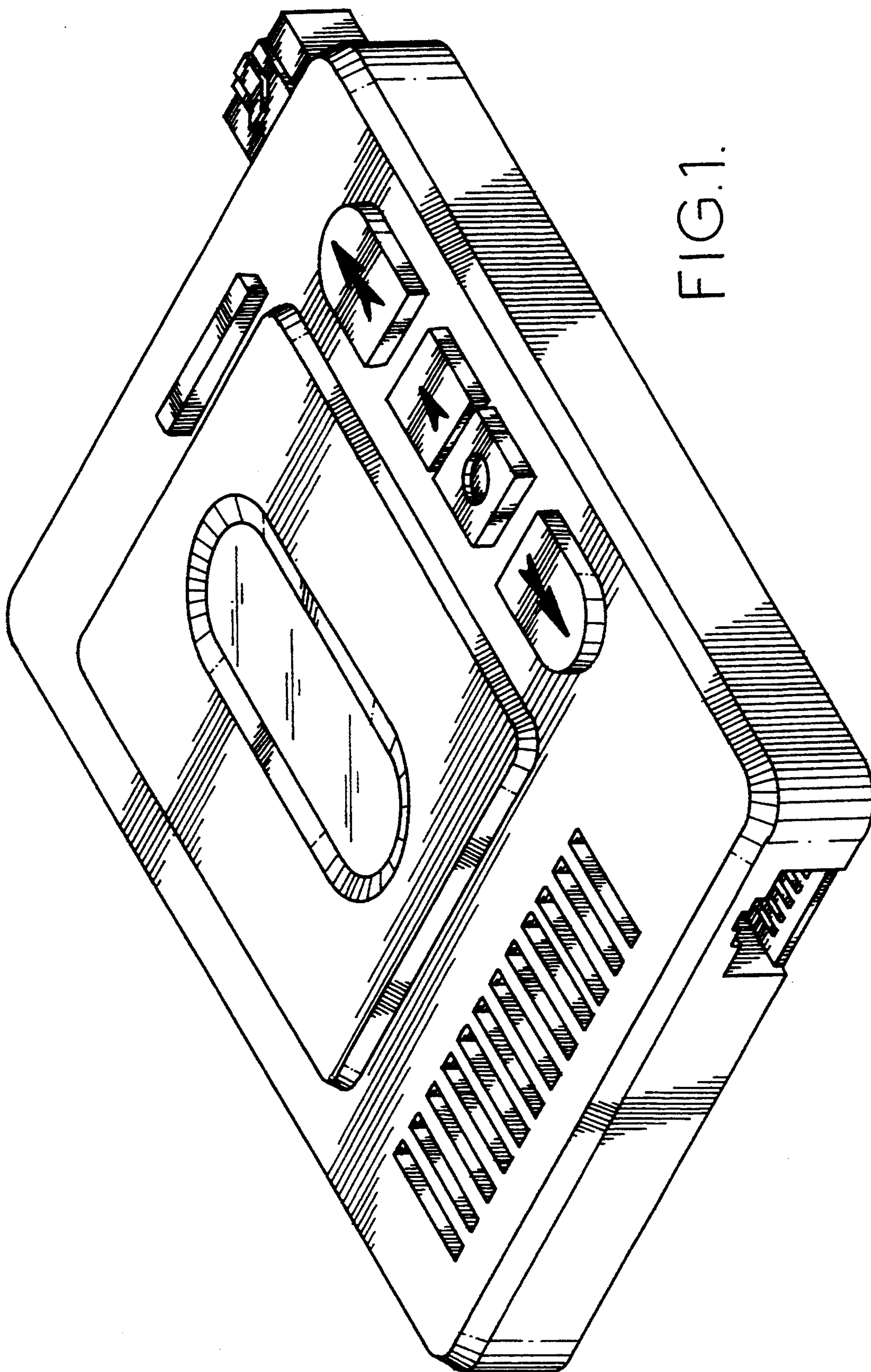


FIG. 1.

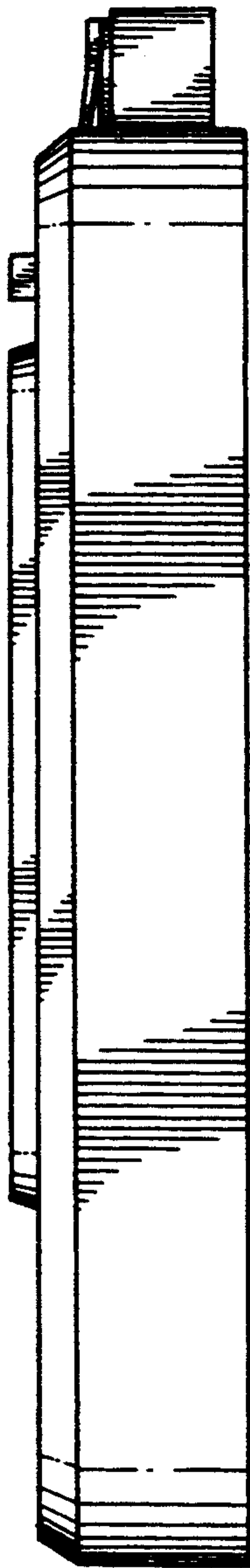


FIG. 2.

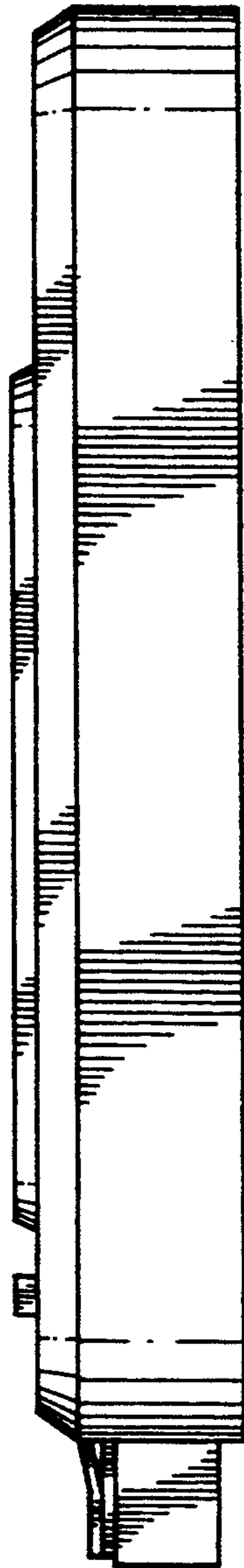


FIG. 3.




FIG. 4.



FIG. 5.

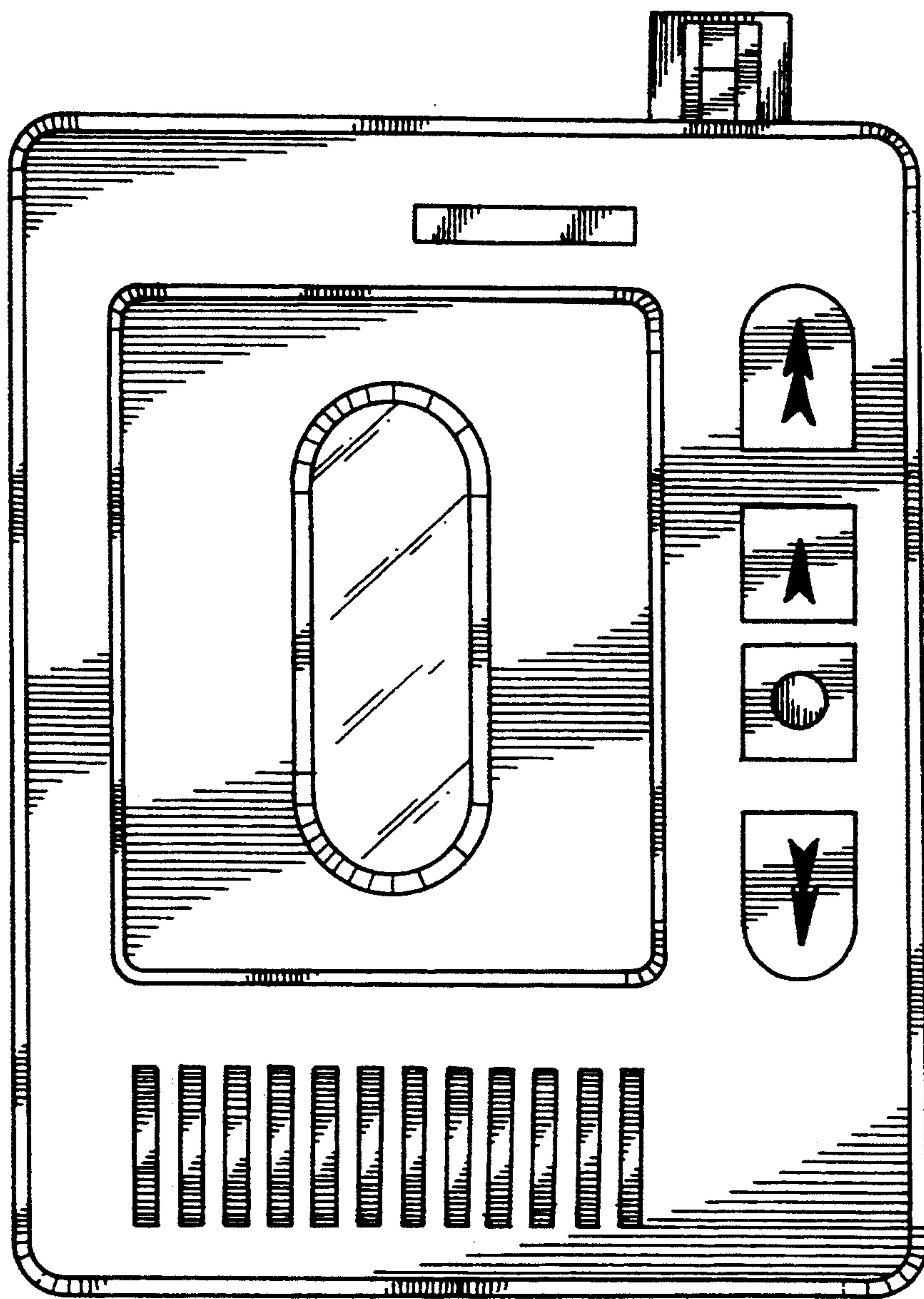


FIG. 6.

