



US00D351598S

# United States Patent [19]

Nakamura

[11] Patent Number: **Des. 351,598**

[45] Date of Patent: **\*\* Oct. 18, 1994**

## [54] HEADPHONE

[75] Inventor: **Mitsuhiro Nakamura**, Tokyo, Japan

[73] Assignee: **Sony Corporation**, Tokyo, Japan

[\*\*] Term: **14 Years**

[21] Appl. No.: **1,643**

[22] Filed: **Nov. 18, 1992**

## [30] Foreign Application Priority Data

Jun. 16, 1992 [JP] Japan ..... 4-17785

[52] U.S. Cl. .... **D14/205**

[58] Field of Search ..... 181/129, 136, 137;  
379/430, 444; 381/25, 68, 158, 183, 187;  
D14/205, 206, 223

## [56] References Cited

### U.S. PATENT DOCUMENTS

D. 269,611	7/1983	Saito	.....	D14/205
D. 316,551	4/1991	Ichikawa	.....	D14/205
D. 318,669	7/1991	Nakayama	.....	D14/205
D. 331,057	11/1992	Isonaga	.....	D14/205
D. 331,408	12/1992	Ellermeier	.....	D14/205
D. 337,118	7/1993	Seikita	.....	D14/223
D. 337,587	7/1993	Nakayama	.....	D14/205

## OTHER PUBLICATIONS

ID Magazine, Sep. 10, 1987, p. 79, Sony MDR-A60 headphone.

Evans Catalog, ©1988, p. 278, Sony Lightweight Headphones, #9.

HFD, Jun. 26, 1989, p. 91, Sony MDR-A21L folding headphones.

*Primary Examiner*—B. J. Bullock

*Assistant Examiner*—Sandra Morris

*Attorney, Agent, or Firm*—Lewis H. Eslinger; Jay H. Maioli

## [57] CLAIM

The ornamental design for a headphone, as shown and described.

## DESCRIPTION

FIG. 1 is a rear and right-side perspective view of a headphone, showing my new design;

FIG. 2 is a perspective view of an earpiece thereof shown on an enlarged scale;

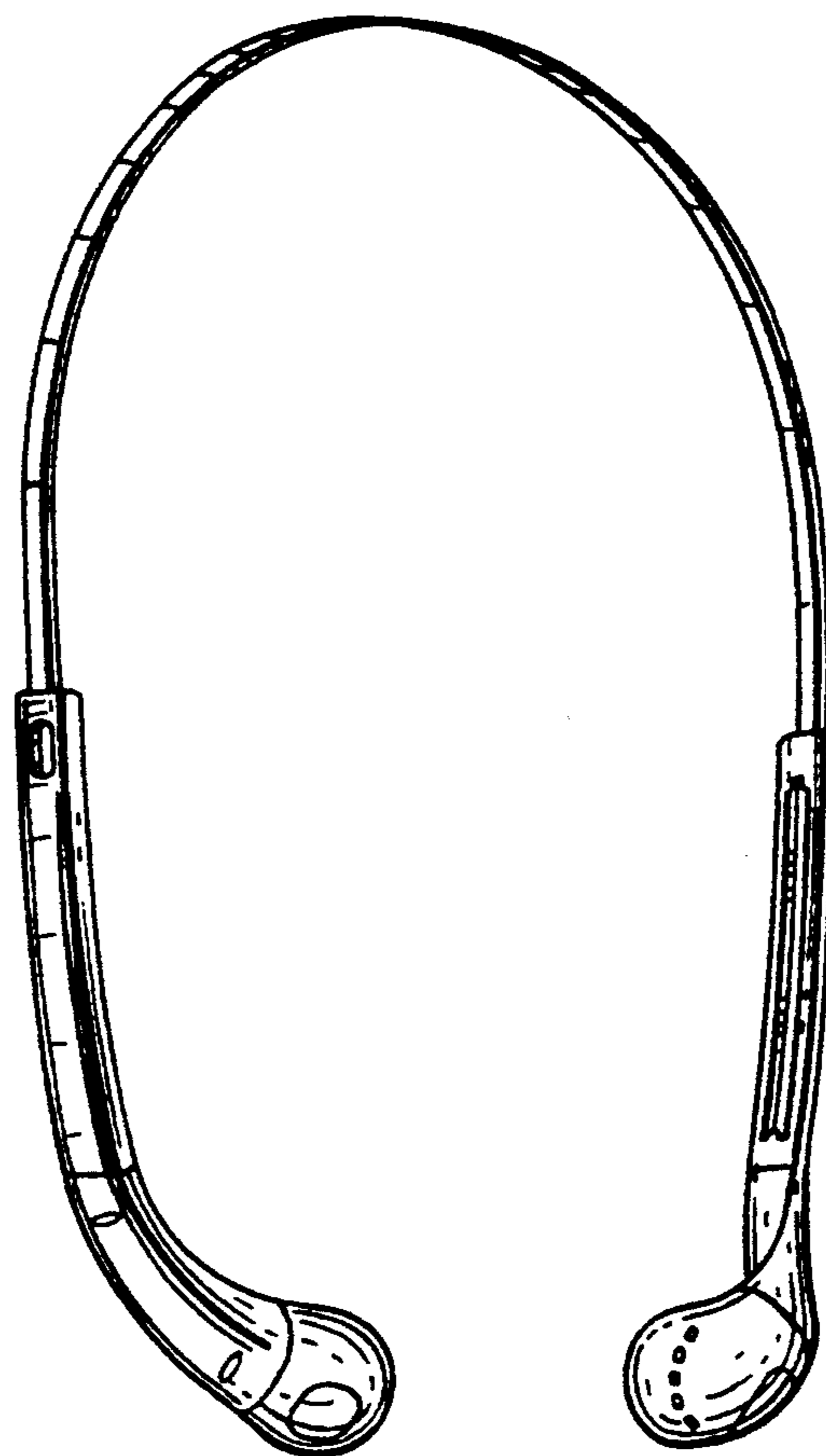
FIG. 3 is a front elevational view thereof;

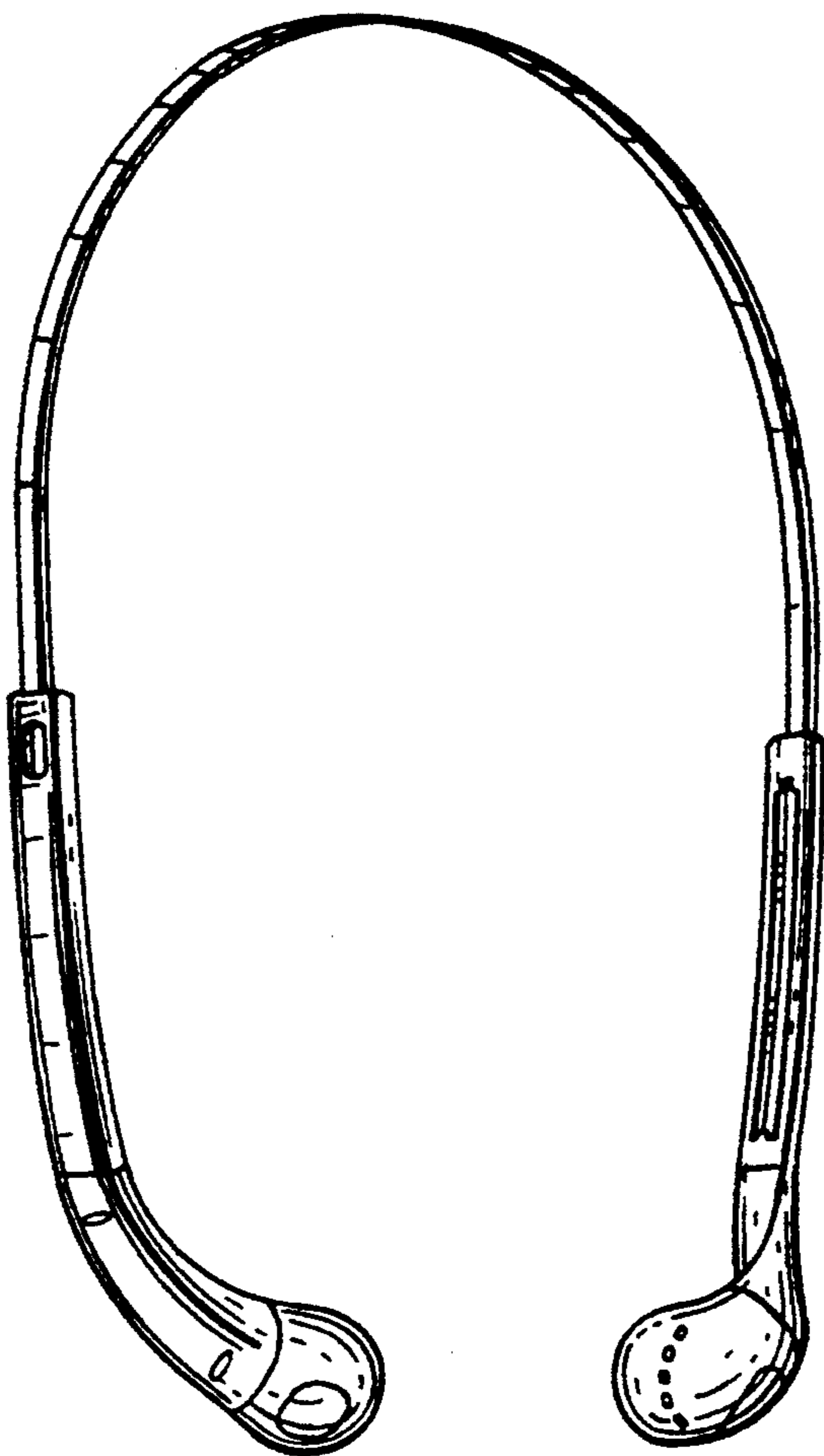
FIG. 4 is a rear elevational view thereof;

FIG. 5 is a right-side elevational view thereof, the left-side being a mirror image thereof;

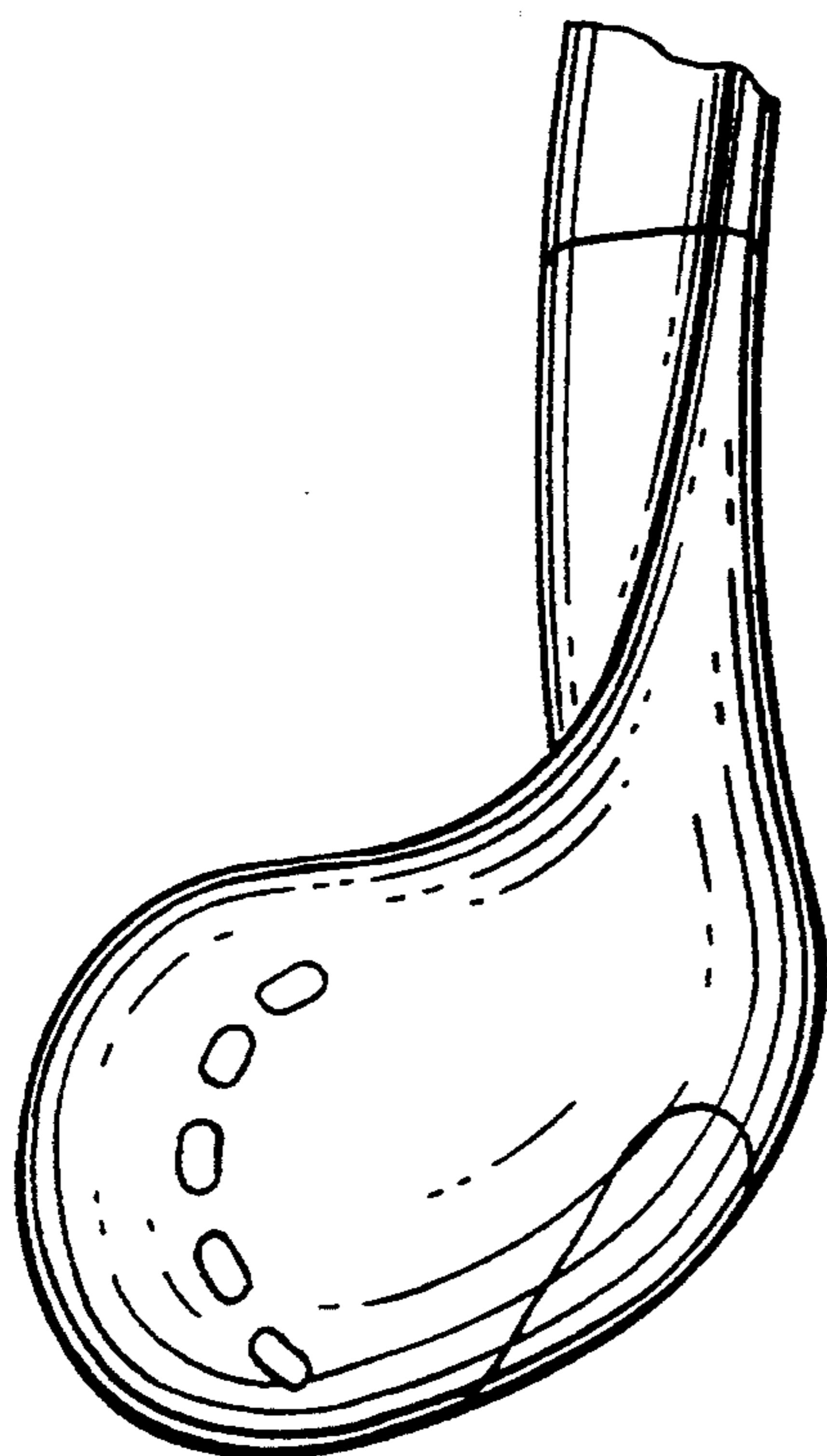
FIG. 6 is a top plan view thereof; and,

FIG. 7 is a bottom plan view thereof.



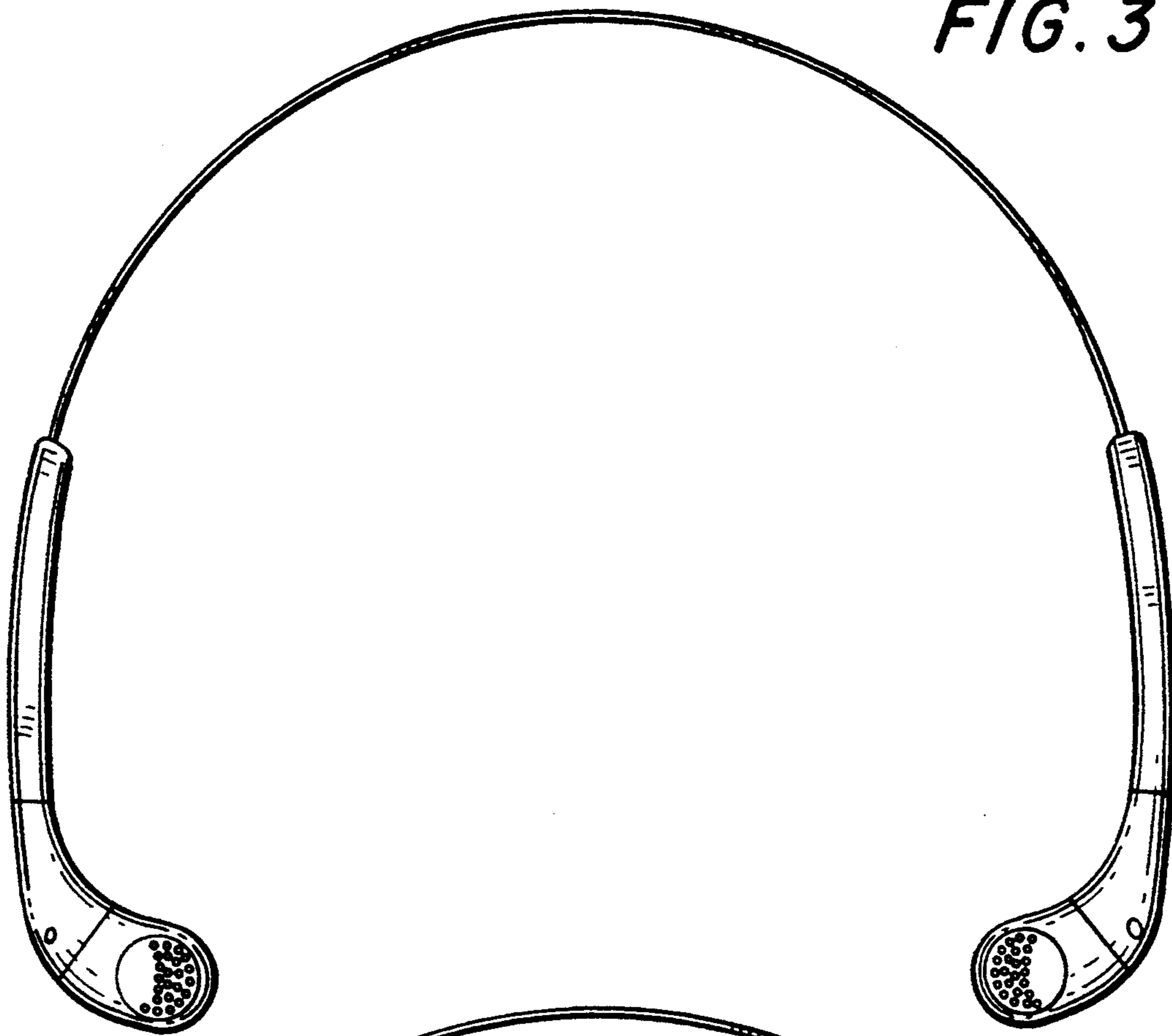


*FIG. 1*

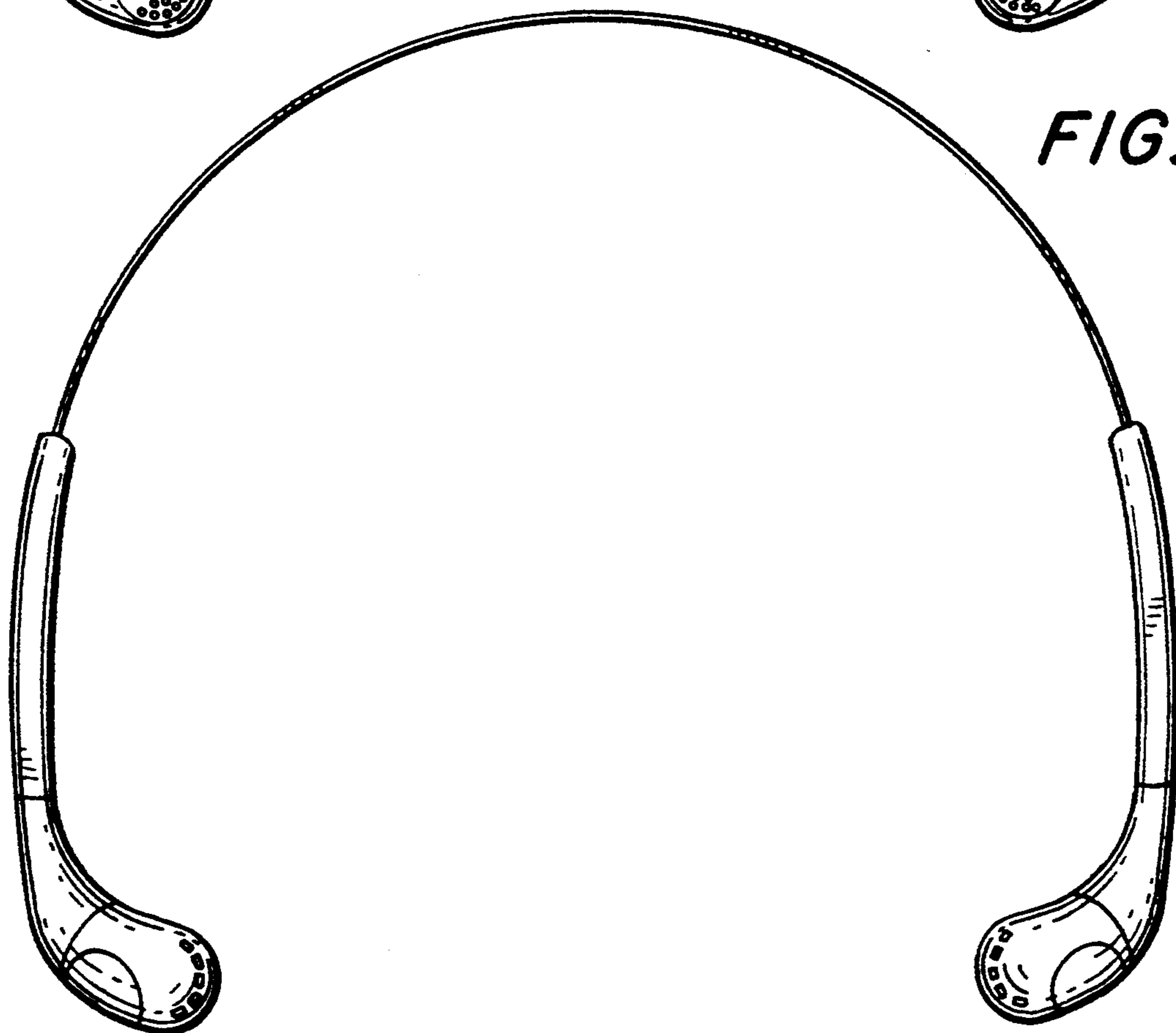



*FIG. 2*

*FIG. 3*




*FIG. 4*





*FIG. 5*

*FIG. 6*



*FIG. 7*

