



US00D351585S

# United States Patent [19]

Scheurer

[11] Patent Number: Des. 351,585

[45] Date of Patent: \*\* Oct. 18, 1994

[54] VAN TRAY

[76] Inventor: Robert S. Scheurer, P.O. Box 539,  
Wichita Falls, Tex. 76307

[\*\*] Term: 14 Years

[21] Appl. No.: 4,469

[22] Filed: Feb. 5, 1993

4,524,701	6/1985	Chappell .....	108/44
4,909,159	3/1990	Gonsoulin .....	108/44
4,915,275	4/1990	Brown .....	224/42.42
5,018,633	5/1991	Toth et al. ....	248/311.2
5,170,720	12/1992	Scheurer .....	108/44

### Related U.S. Application Data

[63] Continuation-in-part of Ser. No. 812,356, Dec. 20, 1991, Pat. No. D. 341,249.

[52] U.S. Cl. .... D12/424

[58] Field of Search ..... 108/19, 35, 44, 45;  
311/21; 248/311.2; 224/42.42, 275; D12/424,  
419, 420

### [56] References Cited

#### U.S. PATENT DOCUMENTS

D. 293,163	12/1987	Roth .....	D12/420
D. 341,249	11/1993	Scheurer .....	D12/420
1,705,867	2/1927	Korkames .	
2,791,476	6/1956	Atwill .....	311/21
2,986,438	7/1959	Smathers et al. ....	311/21
4,010,696	3/1977	Priesman .....	108/19
4,043,277	8/1977	Wallace .....	108/35
4,174,669	11/1979	Lalonde .....	108/44

### OTHER PUBLICATIONS

J. C. Whitney & Co. Catalog, No. 515J, ©1990, p. 54, the custom-fit floor consoles.

J. C. Whitney & Co. Catalog, No. 540J, ©1992, p. 90, the locking storage console/cooler.

Primary Examiner—Wallace R. Burke

Assistant Examiner—M. Brown

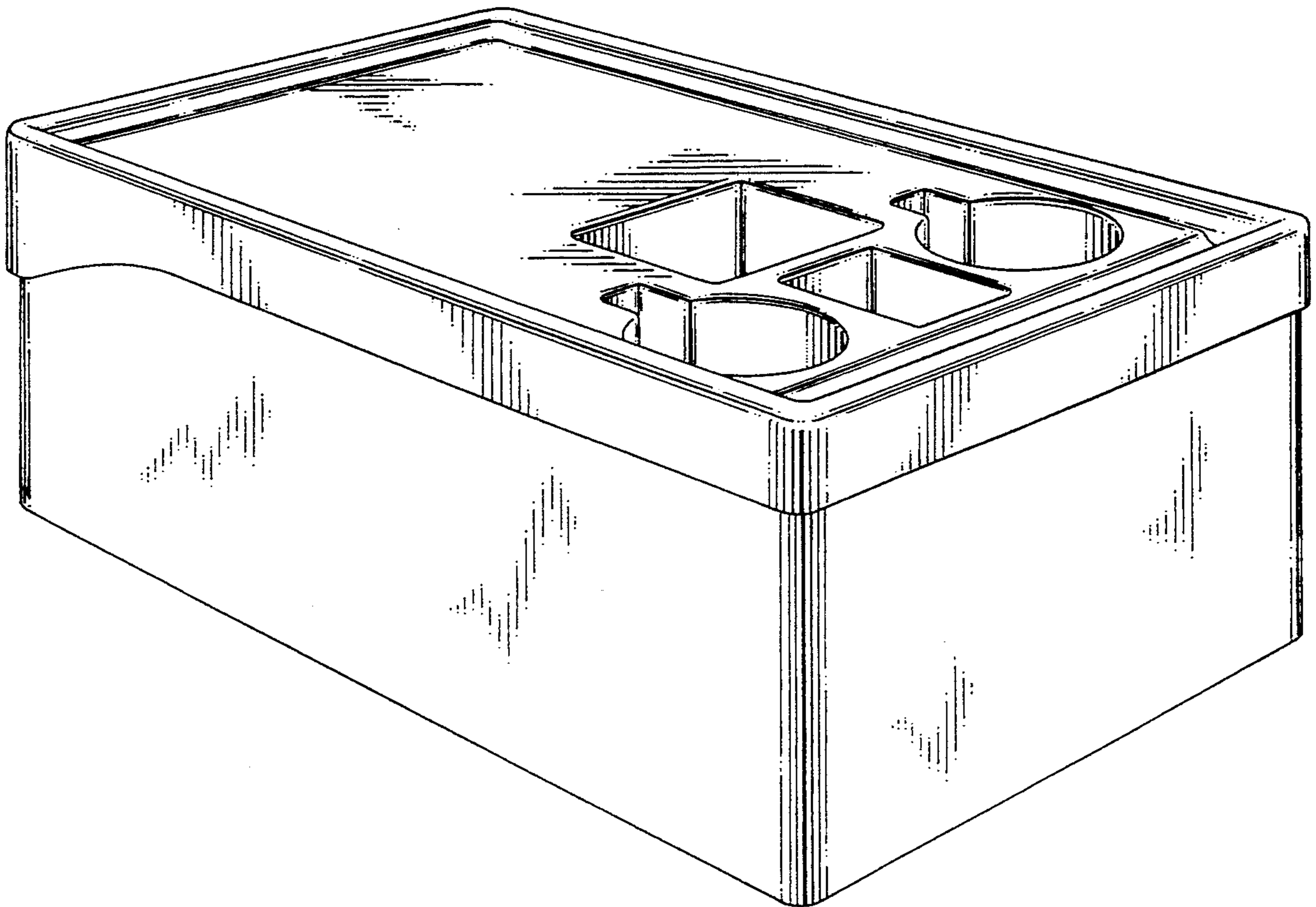
Attorney, Agent, or Firm—Dennis T. Griggs

### [57] CLAIM

The ornamental design for a van tray, as shown and described.

### DESCRIPTION

FIG. 1 is a perspective view of a van tray showing my new design;  
 FIG. 2 is a top plan view thereof;  
 FIG. 3 is a left side elevational view thereof, the right side elevational view being a mirror image thereof;  
 FIG. 4 is a bottom plan view thereof;  
 FIG. 5 is a rear elevational view thereof; and,  
 FIG. 6 is a front elevational view thereof.



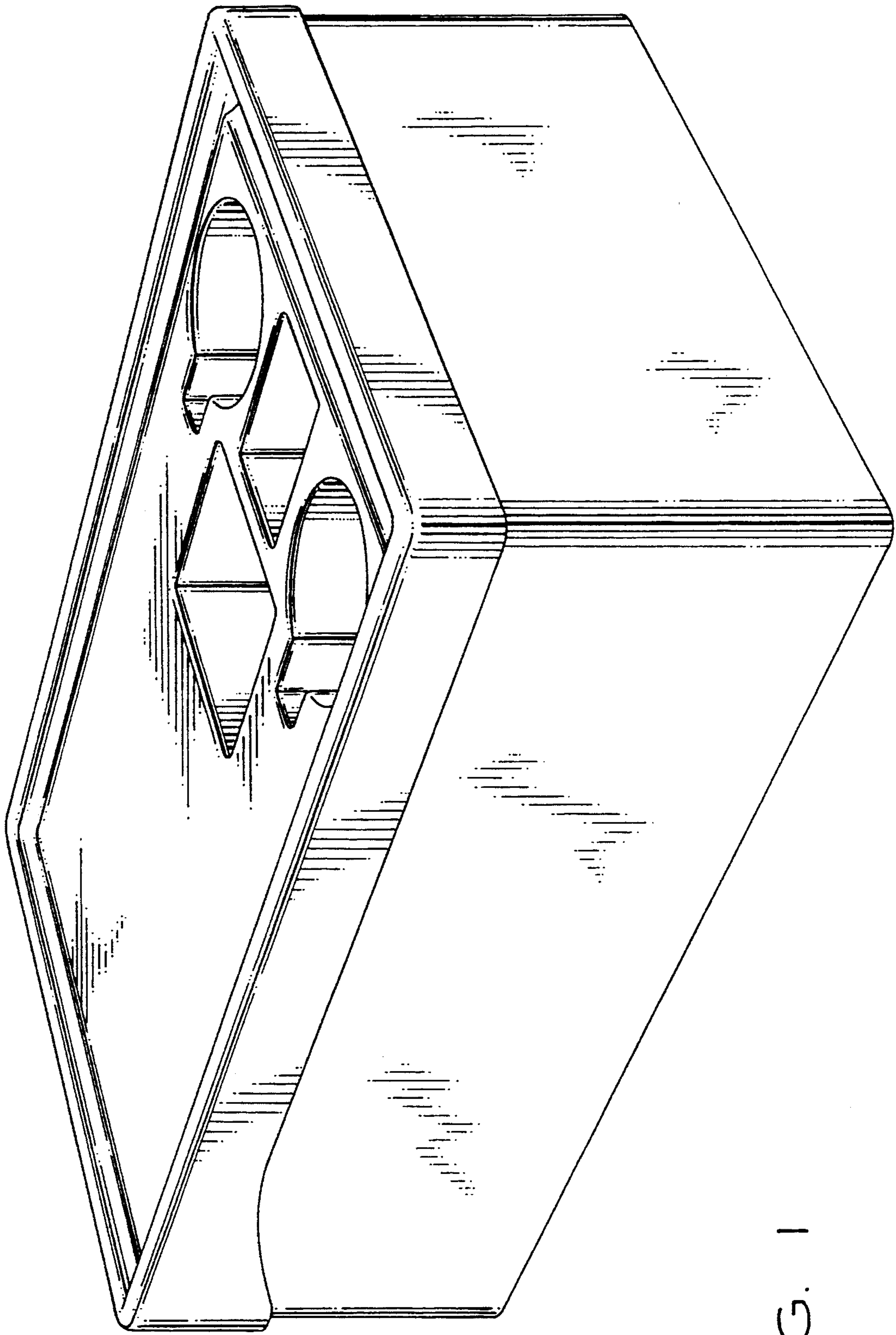


FIG. 1

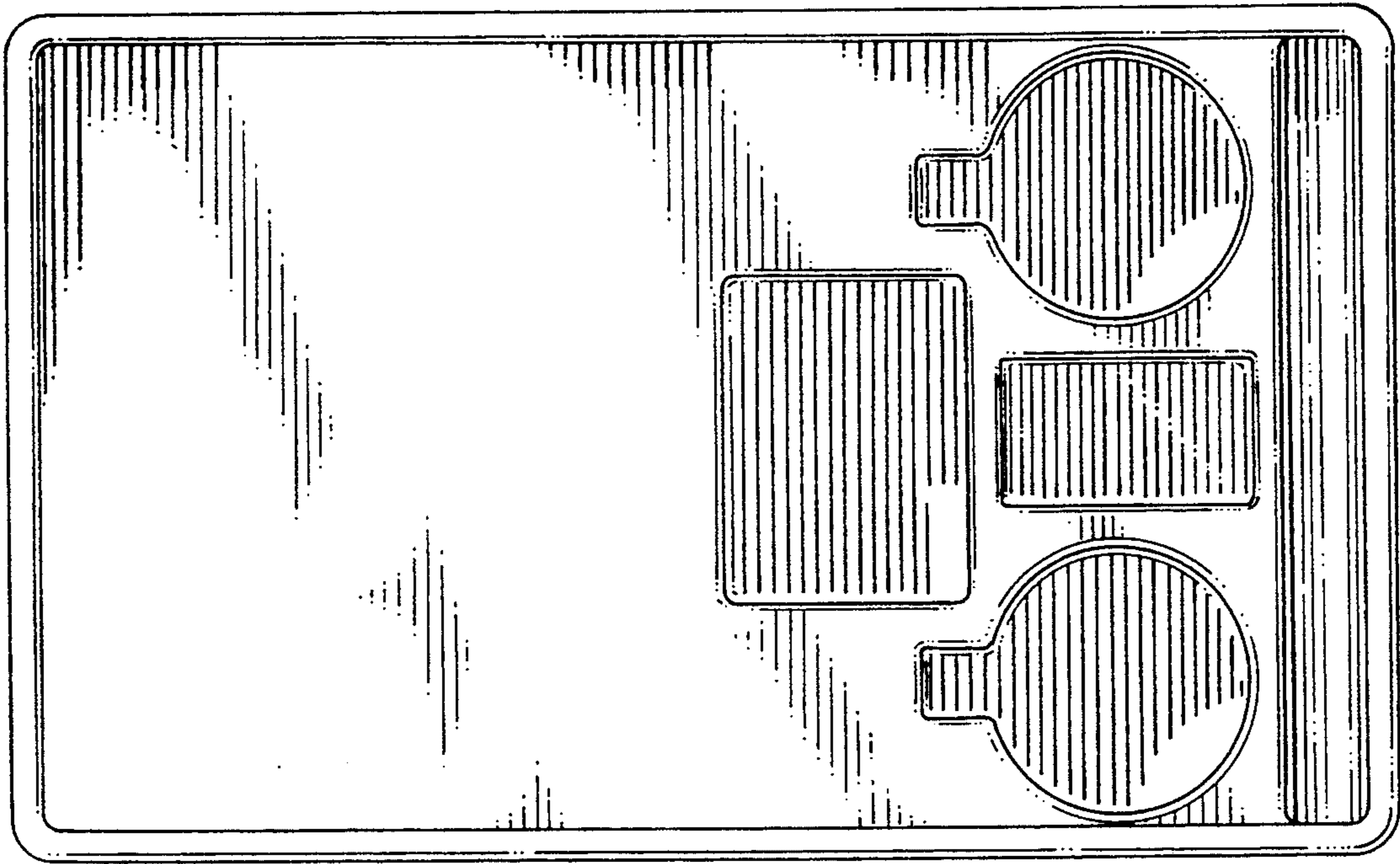


FIG. 2




FIG. 3



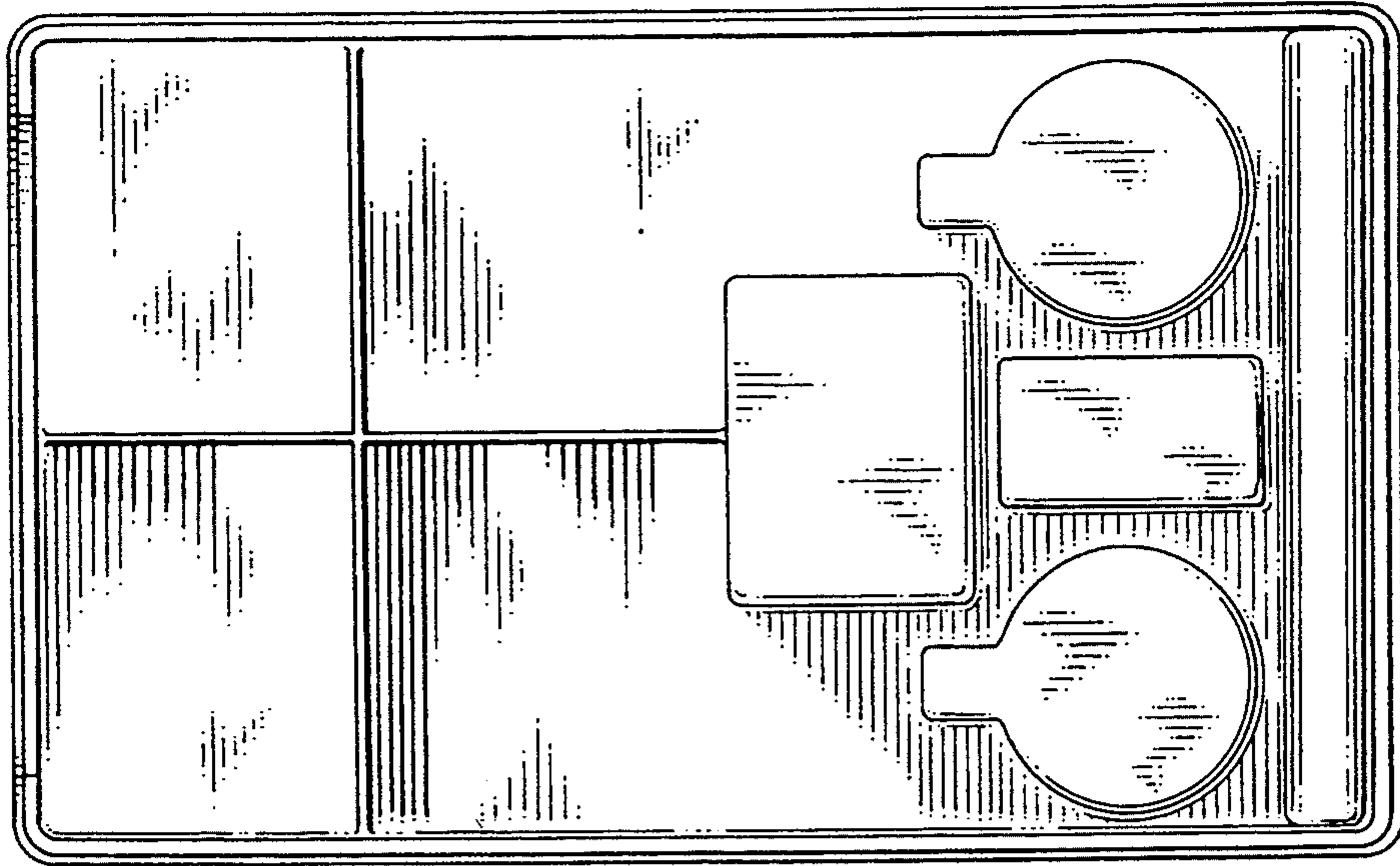


FIG. 4

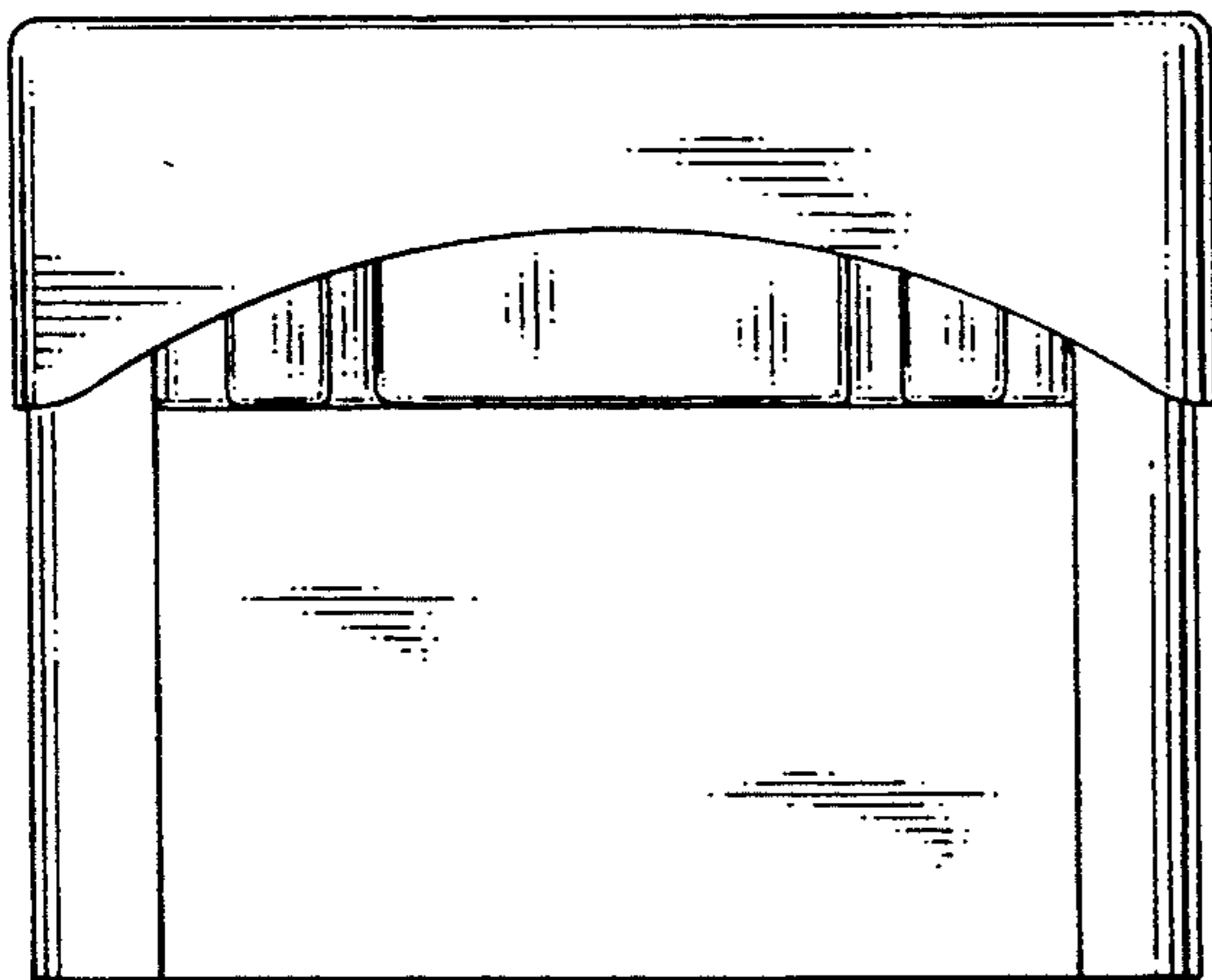


FIG. 5




FIG. 6