



US00D351573S

# United States Patent [19]

[11] Patent Number: **Des. 351,573**

**Kong et al.**

[45] Date of Patent: **\*\* Oct. 18, 1994**

[54] **AUTOMOBILE BODY**

[75] Inventors: **Richard C. Kong**, La Costa, Calif.; **Dennis Myles**, W. Bloomfield, Mich.; **Erich O. Kugler**, Royal Oak, Mich.; **Robert J. Janosko**, Bloomfield Hills, Mich.; **Timothy W. Anness**, San Diego; **Daniel J. Sims**, Lake Forest, both of Calif.

[73] Assignee: **Chrysler Corporation**, Highland Park, Mich.

[\*] Notice: The portion of the term of this patent subsequent to Apr. 5, 2008 has been disclaimed.

[\*\*] Term: **14 Years**

[21] Appl. No.: **870,710**

[22] Filed: **Apr. 17, 1992**

[52] U.S. Cl. .... **D12/92**

[58] Field of Search ..... 296/185; D12/91, 92

[56] **References Cited**  
**PUBLICATIONS**

Motor Trend, Oct. 1988, p. 80, Dodge Spirit ES, top & bottom of page.

Road & Track, Feb. 1991, p. 48, Pontiac Bonneville, top right side of page.  
1992 Chrysler Plymouth Brochure, Printed Sep. 1991, pp. 8 & 9, Chrysler LeBaron Convertible & Coupe, top of page.

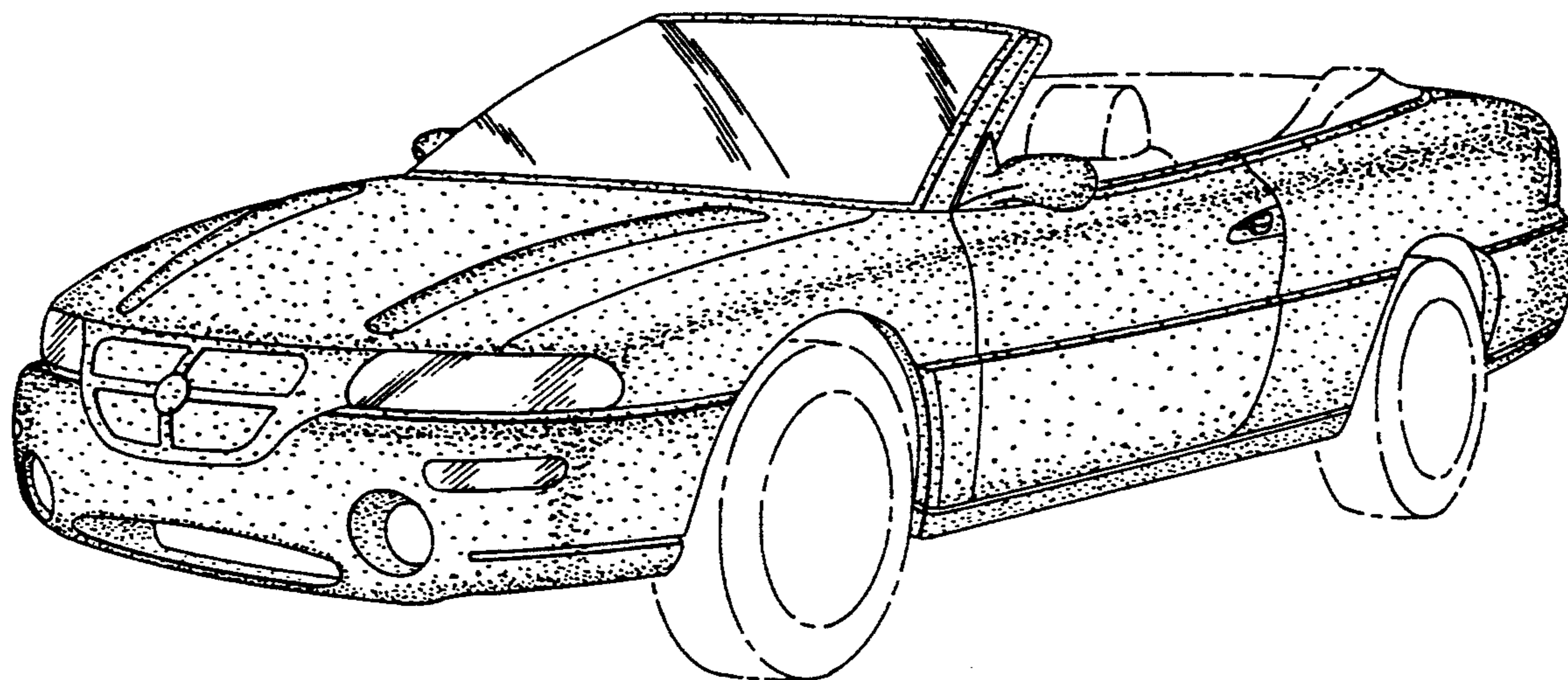
*Primary Examiner*—James M. Gandy  
*Attorney, Agent, or Firm*—Mark P. Calcaterra

[57] **CLAIM**

The ornamental design for an automobile body, as shown and described.

**DESCRIPTION**

FIG. 1 is a front perspective view of an automobile body illustrating our new design, it being understood that the broken line showing of the tires and wheels and interior portions of the automobile body are for illustrative purposes only and form no part of the claimed design;  
FIG. 2 is a rear perspective view of the automobile body shown in FIG. 1;  
FIG. 3 is a side view of the automobile body shown in FIG. 1;  
FIG. 4 is a front view of the automobile body shown in FIG. 1; and,  
FIG. 5 is a rear view of the automobile body shown in FIG. 1.



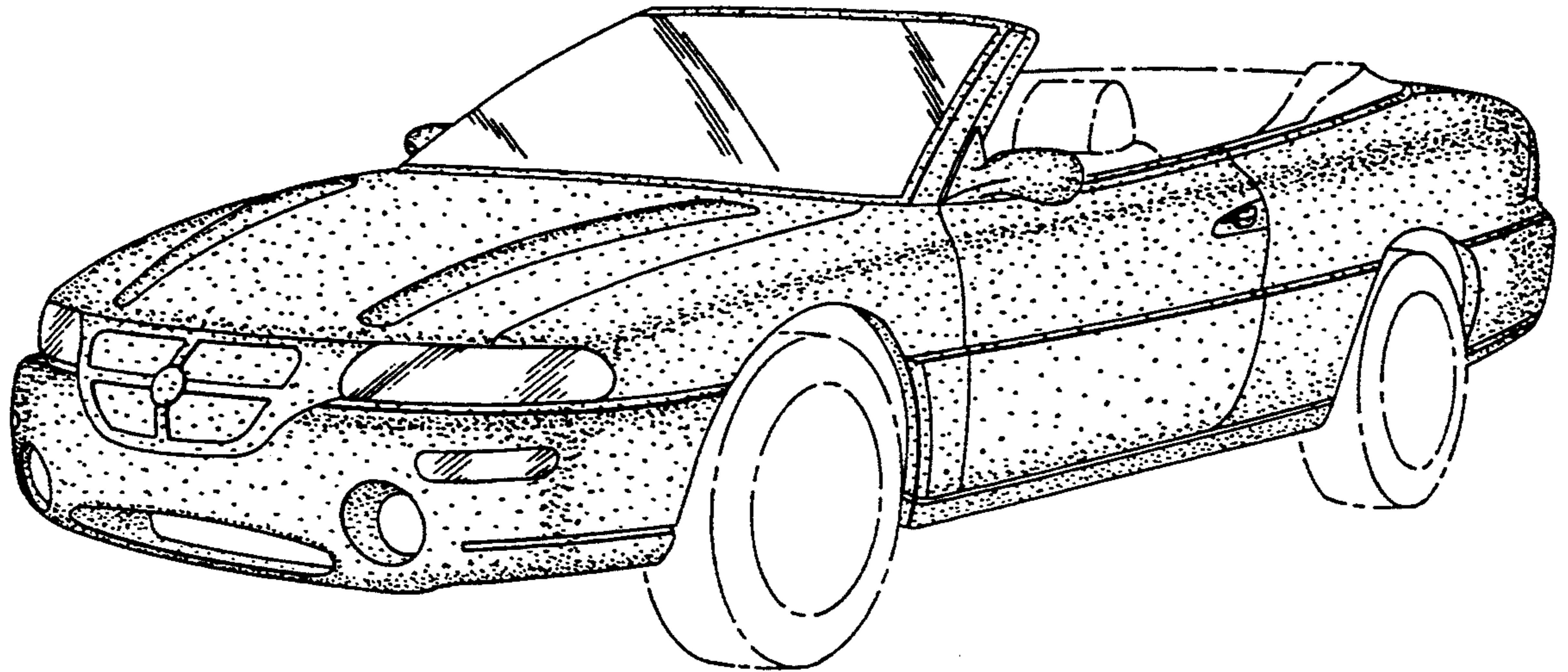


FIG. 1.

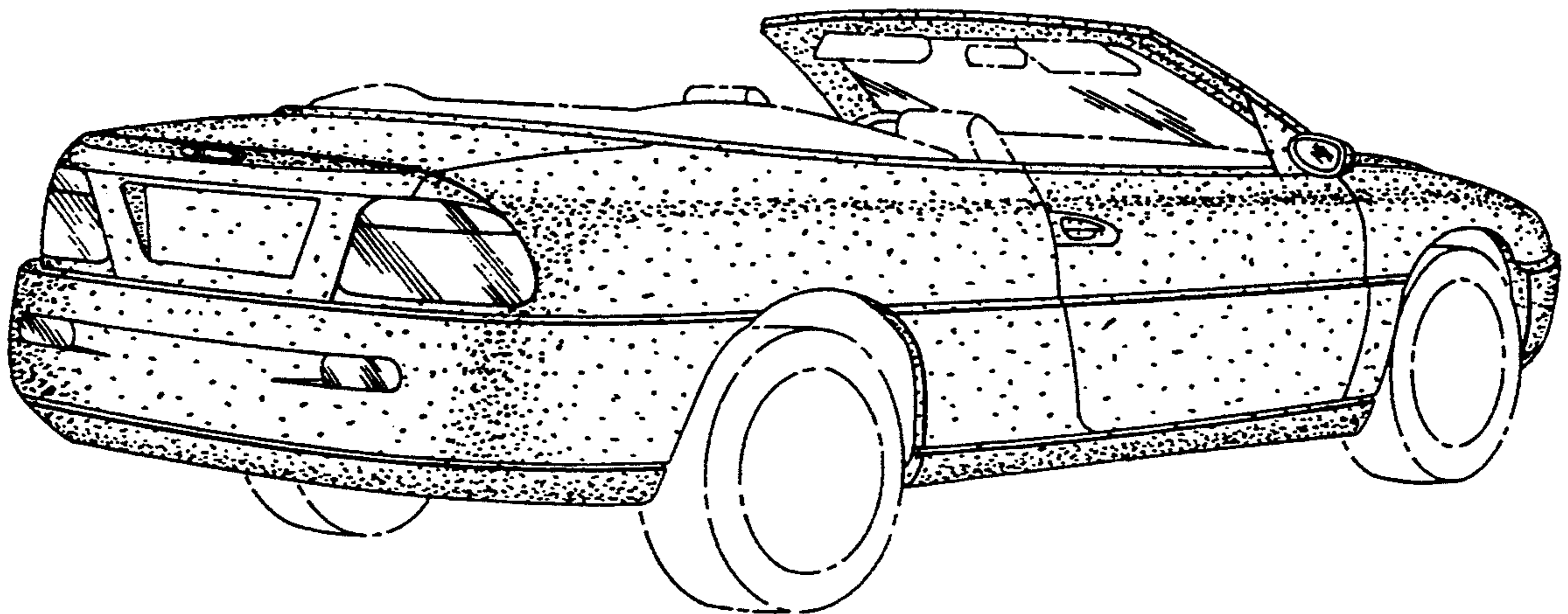


FIG. 2.

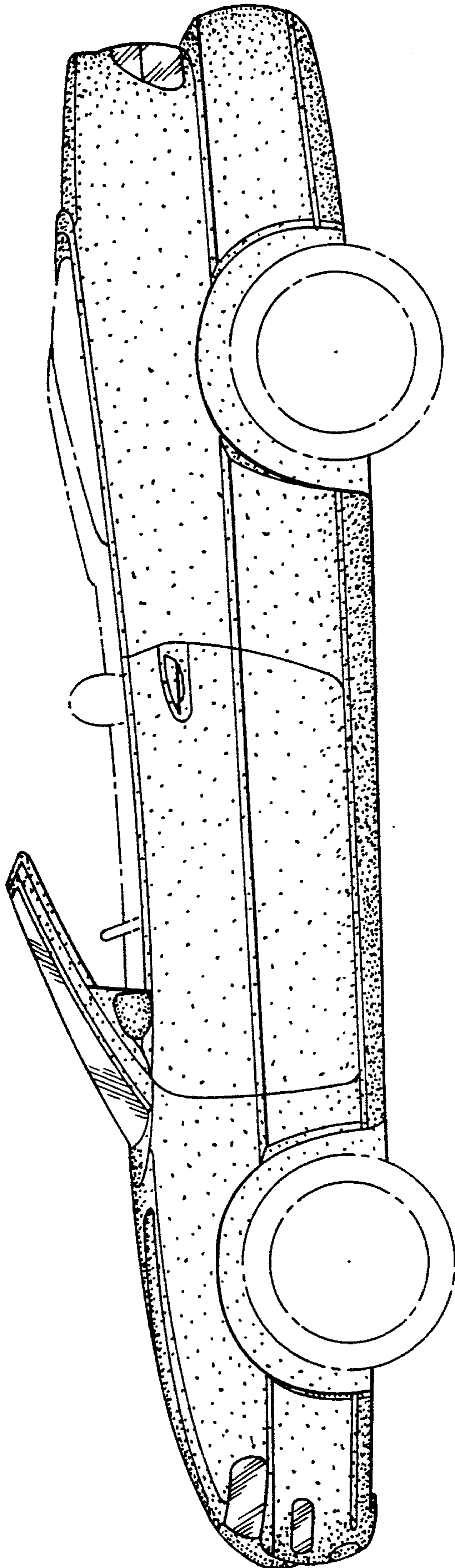


FIG. 2.




FIG. 4.

FIG. 5.

