



US00D351567S

# United States Patent [19]

[11] Patent Number: **Des. 351,567**

**Chodat**

[45] Date of Patent: **\*\* Oct. 18, 1994**

[54] **WATCH BAND**

[56] **References Cited**

[75] Inventor: **Jean-Pierre Chodat**, Auvernier, Switzerland

### U.S. PATENT DOCUMENTS

D. 164,133	7/1951	Rodriquez	.....	D11/23
D. 284,951	8/1986	Chodat	.....	D11/4
D. 320,572	10/1991	Bulgari	.....	D11/16
D. 326,623	6/1992	Cowan	.....	D11/4
D. 336,445	6/1993	Cowan	.....	D11/19
1,205,287	11/1916	Tesoroni	.....	D11/18
3,837,163	9/1974	Fujimori	.....	D11/12

[73] Assignee: **Ebel, S. A.**, La Chaux-de-Fonds, Switzerland

*Primary Examiner*—Ralf T. Seifert  
*Attorney, Agent, or Firm*—David I. Roche

[\*\*] Term: **14 Years**

### [57] CLAIM

[21] Appl. No.: **9,220**

The ornamental design for watch band, as shown.

[22] Filed: **Jun. 9, 1993**

### DESCRIPTION

### [30] Foreign Application Priority Data

FIG. 1 is a top plan view of a watch band embodying my new design;  
FIG. 2 is a bottom plan view thereof;  
FIG. 3 is a side view thereof;  
FIG. 4 is an opposite side view thereof;  
FIG. 5 is an end elevational view; and,  
FIG. 6 is an end elevational view of the side opposite FIG. 5.

Dec. 22, 1992 [WO] World Int. Prop. O. .... 002018  
[52] U.S. Cl. .... **D11/15**  
[58] Field of Search ..... 59/80-88,  
59/90; 63/1.1-6; 224/171, 173, 175, 178;  
D11/1-13, 15-18, 19-25, 93, 94; D10/0-39

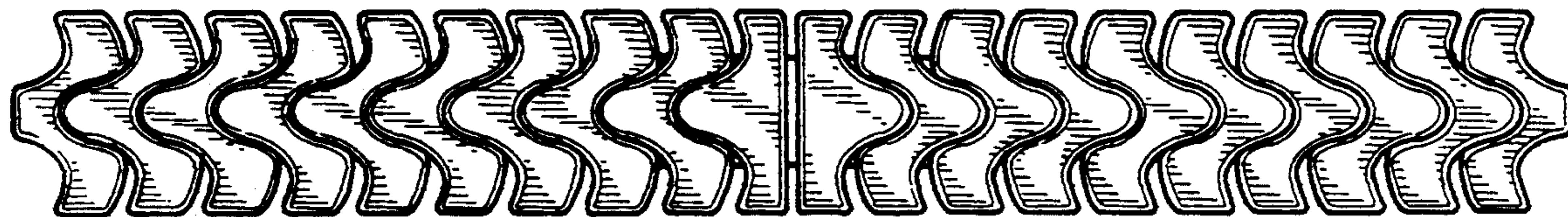


Fig 1

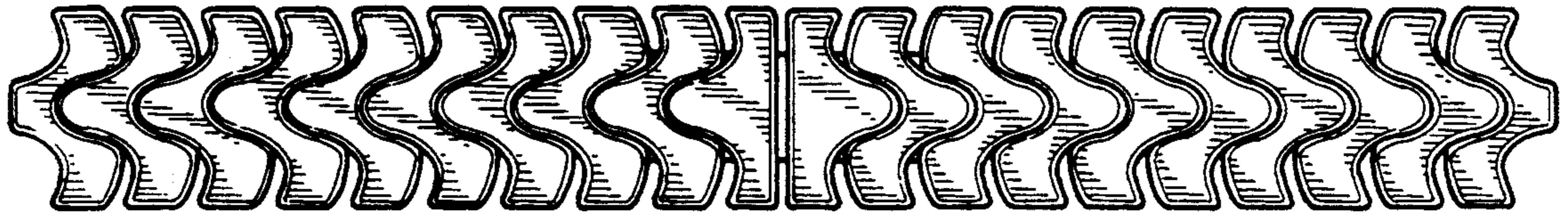


Fig 2

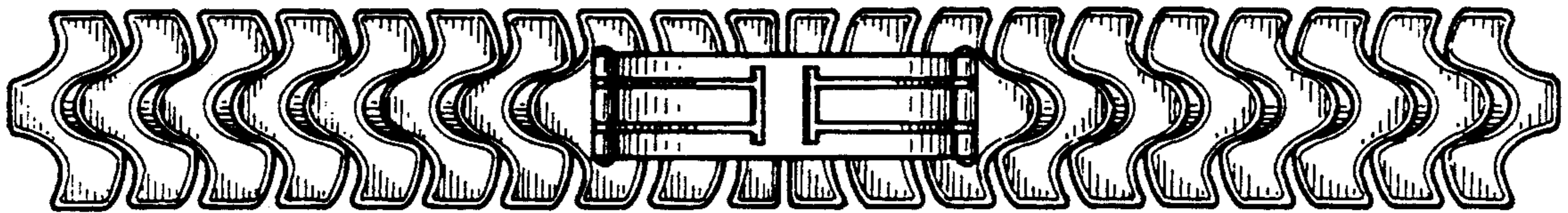


Fig 3



Fig 4



Fig 5



Fig 6

