



US00D351566S

# United States Patent [19]

[11] Patent Number: **Des. 351,566**

Chodat

[45] Date of Patent: **\*\* Oct. 18, 1994**

[54] WATCH BAND SEGMENT

[56]

References Cited

[75] Inventor: **Jean-Pierre Chodat**, Auvernier, Switzerland

U.S. PATENT DOCUMENTS

[73] Assignee: **Ebel, S.A.**, La Chaux-de-Fonds, Switzerland

D. 160,775	11/1950	Deines .....	D11/18
D. 186,538	11/1959	Huguenin .....	D11/3
D. 249,779	10/1978	Bobrick .....	D11/12
D. 284,951	8/1986	Chodat .....	D11/4
D. 293,302	12/1987	Schoepfer .....	D11/3
D. 336,620	6/1993	Maruyama .....	D11/3

[\*\*] Term: **14 Years**

*Primary Examiner*—Ralf Seifert  
*Attorney, Agent, or Firm*—David I. Roche

[21] Appl. No.: **1,223**

[57] CLAIM

The ornamental design for a watch band segment.

[22] Filed: **Nov. 6, 1992**

DESCRIPTION

[30] Foreign Application Priority Data

May 19, 1992 [WO] World Int. Prop. O. .... 022888;

[52] U.S. Cl. .... D11/3; D11/25

[58] Field of Search .... 63/26, 1.1, 2-11; 59/78, 79.1-79.3, 80-82, 84, 90-92; D11/1-18, 20-25, 93-94, 87; D10/32

FIG. 1 is a front plan view of a watch band segment embodying my new design;  
FIG. 2 is a rear plan view of the segment shown in FIG. 1;  
FIG. 3 is a right side view of the segment shown in FIG. 1; and,  
FIG. 4 is a left side view of the segment shown in FIG. 1.

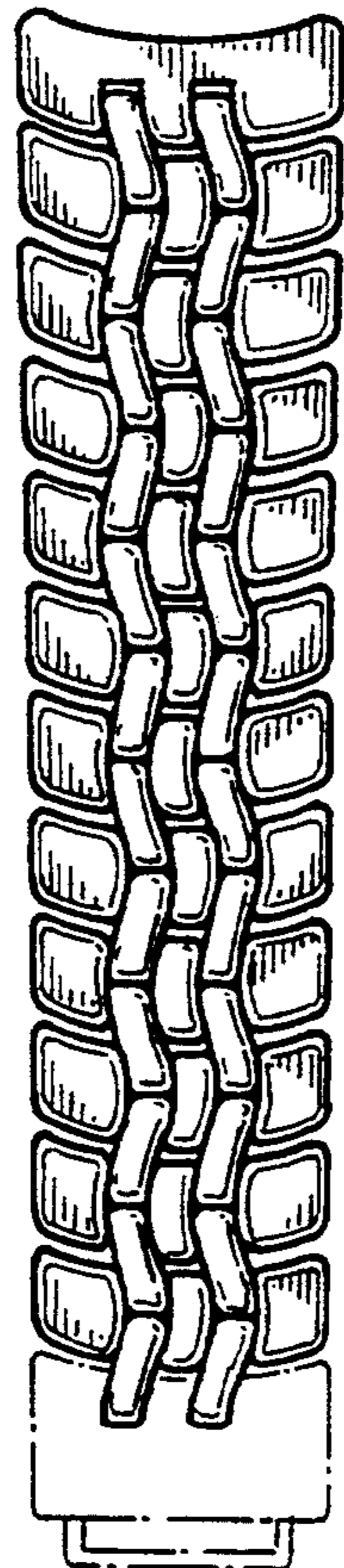


Fig 1

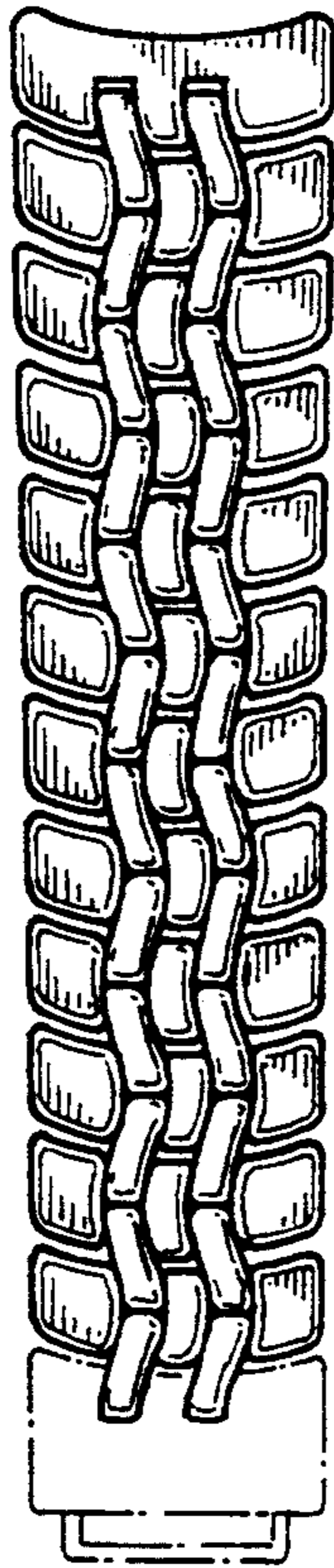


Fig 2




Fig 3



Fig 4

