



US00D351561S

# United States Patent [19]

[11] Patent Number: Des. 351,561

Moffatt et al.

[45] Date of Patent: \*\* Oct. 18, 1994

## [54] FISH TAPE CASING

[75] Inventors: **W. Keith Moffatt**, Freeport; **John T. Hagan**, Rockford, both of Ill.

[73] Assignee: **Greenlee Textron Inc.**, Rockford, Ill.

[\*\*] Term: **14 Years**

[21] Appl. No.: **10,308**

[22] Filed: **Jul. 2, 1993**

[52] U.S. Cl. .... **D10/72**

[58] Field of Search ..... 33/756-772;  
242/84.8, 85, 96; D10/72

## [56] References Cited

### U.S. PATENT DOCUMENTS

D. 341,329	11/1993	Morris	.....	D10/72
1,138,483	5/1915	Johnston	.....	33/769 X
3,533,599	10/1970	Hindenburg	.....	242/84.8 X
4,244,536	1/1981	Harrill	.....	242/96
5,201,495	4/1993	Crates et al.	.....	242/96 X

## OTHER PUBLICATIONS

Greenlee Product Catalog front page, back page, pp. 49 and 50, 1990.

*Primary Examiner*—Nelson C. Holtje  
*Assistant Examiner*—Antoine D. Davis  
*Attorney, Agent, or Firm*—Trexler, Bushnell, Giangiori & Blackstone, Ltd.

## [57] CLAIM

The ornamental design for a fish tape casing, as shown and described.

## DESCRIPTION

FIG. 1 is a perspective view of a fish tape casing showing our new design;  
FIG. 2 is a front elevational view thereof;  
FIG. 3 is a right side elevational view thereof;  
FIG. 4 is a left side elevational view thereof;  
FIG. 5 is a rear elevational view thereof;  
FIG. 6 is a top plan view thereof; and,  
FIG. 7 is a bottom plan view thereof.

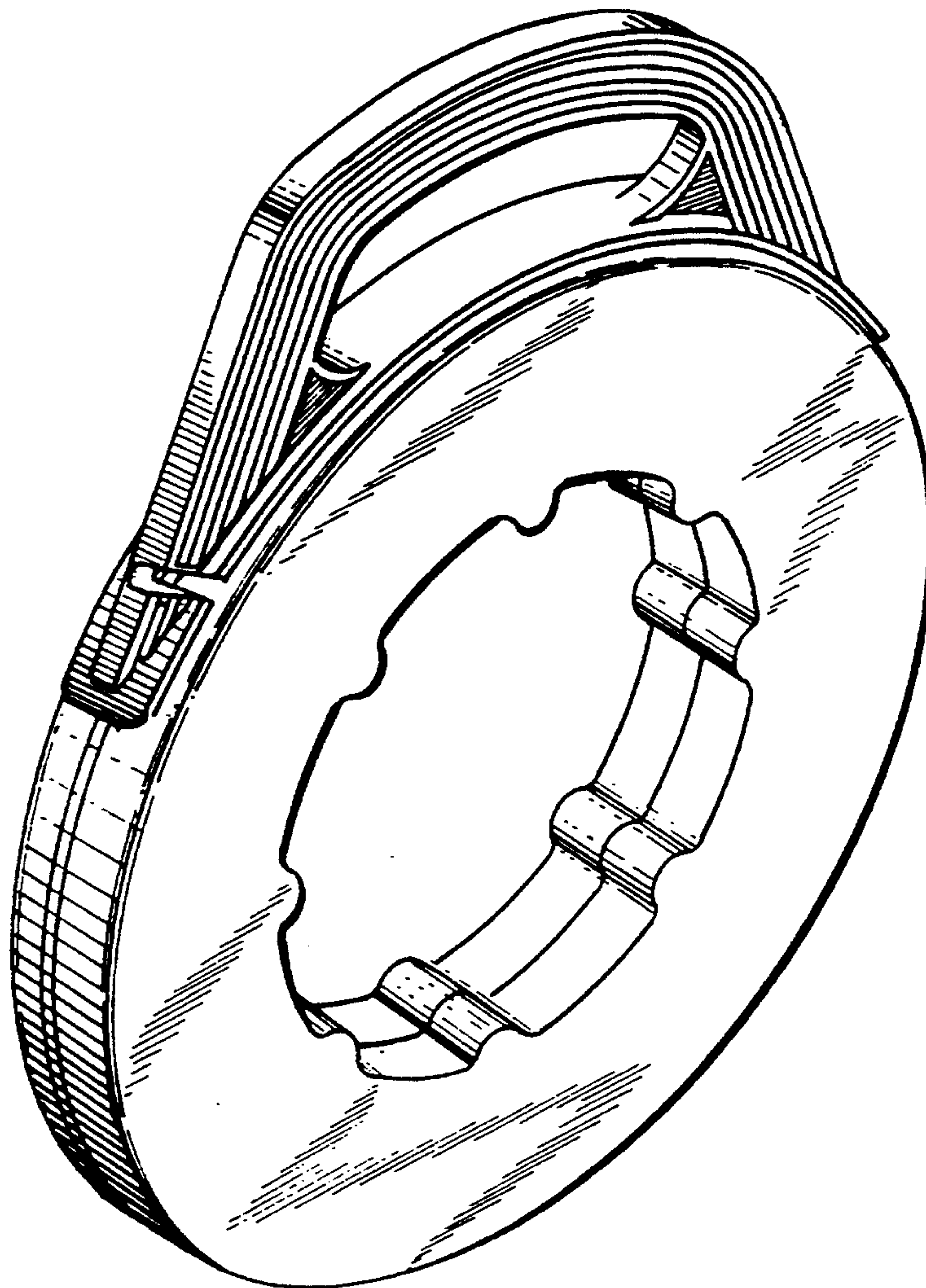


FIG. 1

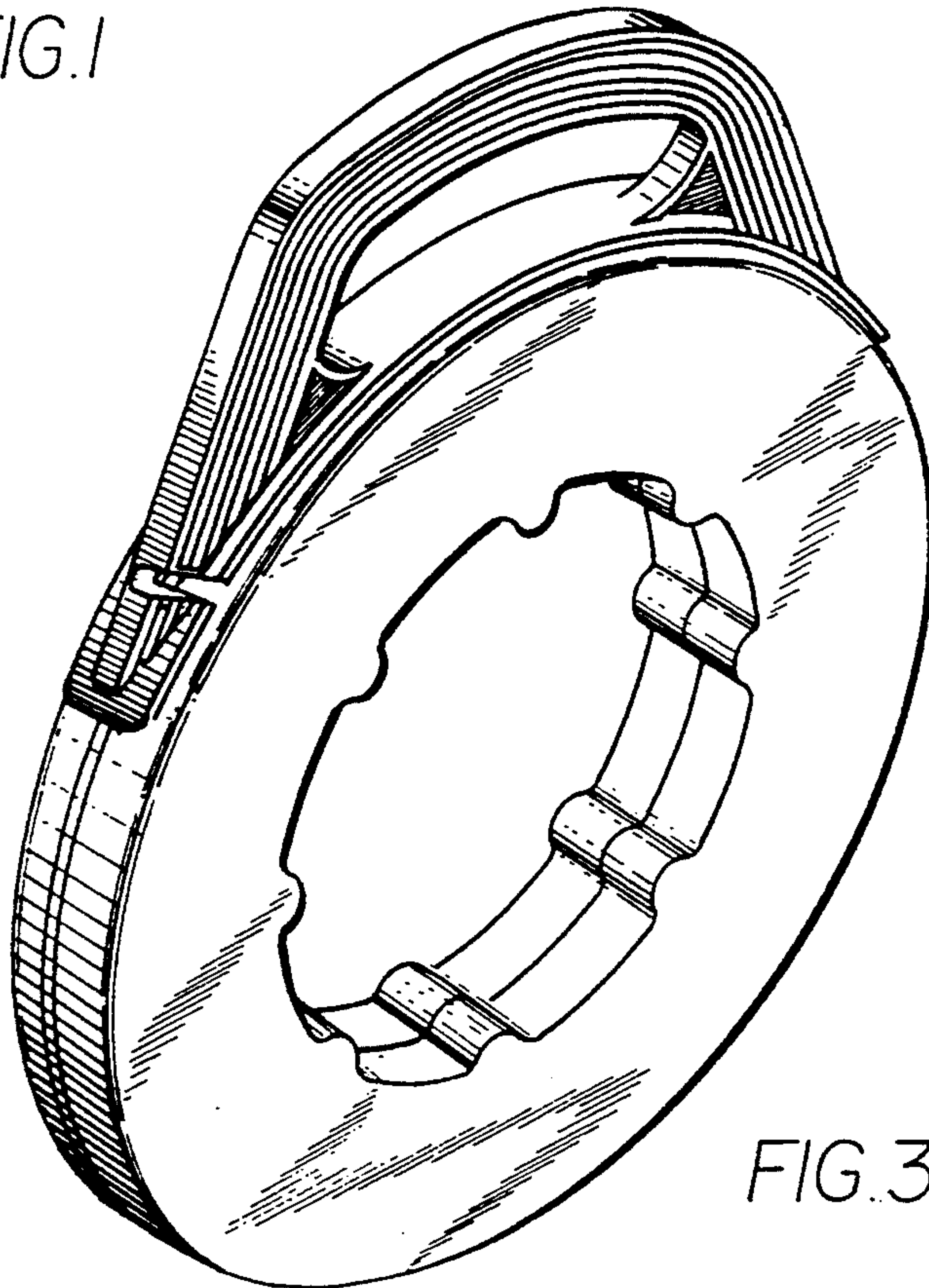


FIG. 2




FIG. 3

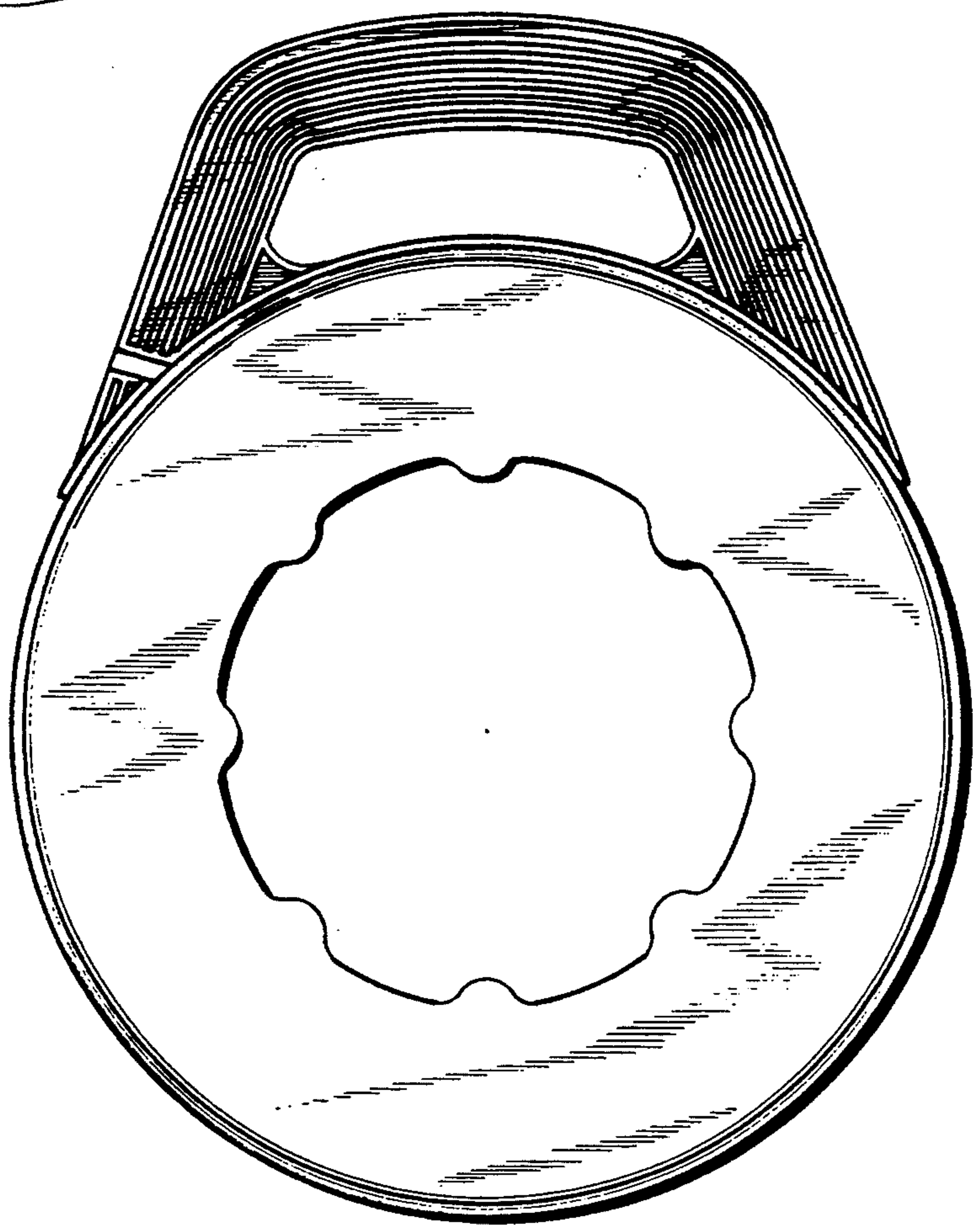




FIG. 4

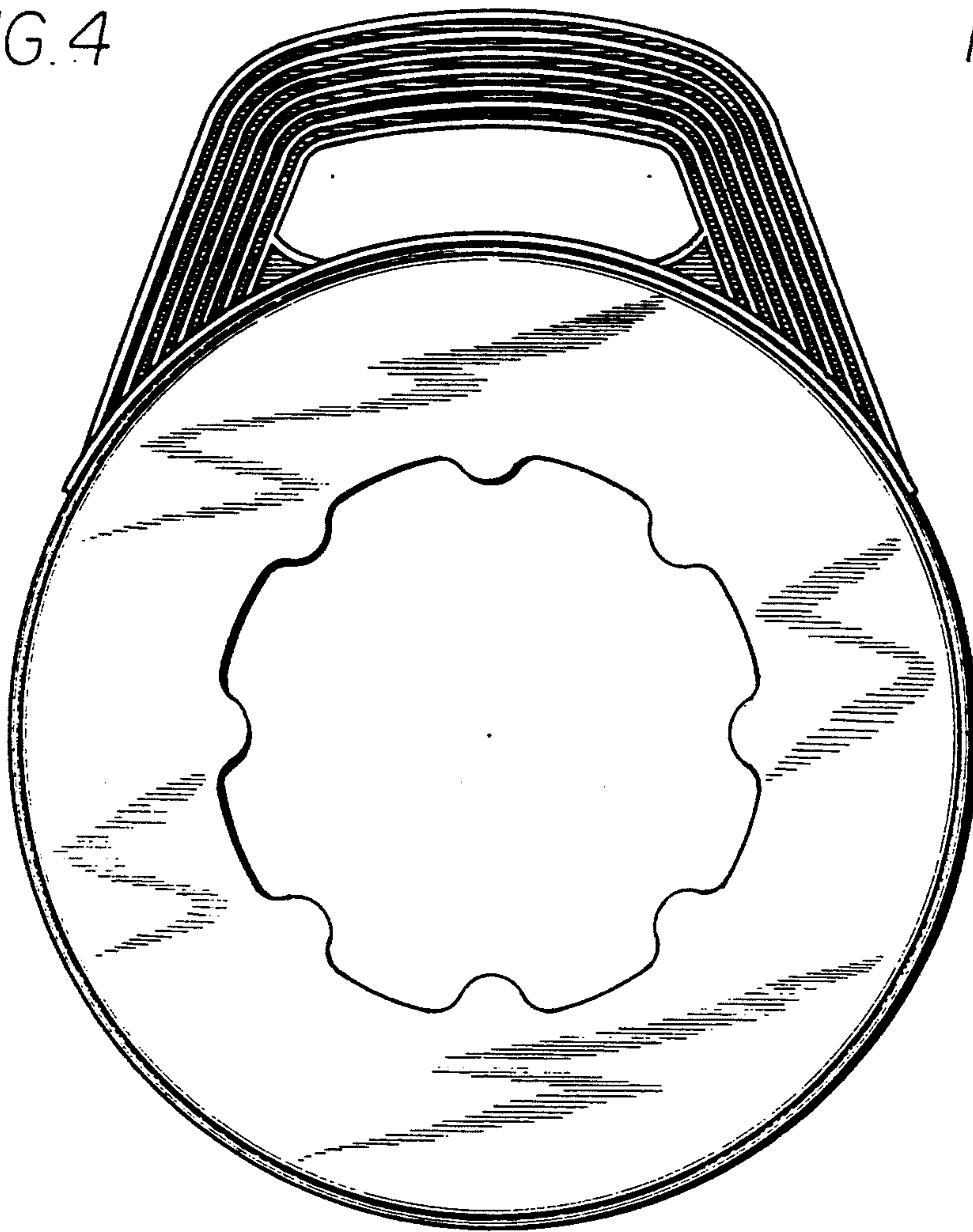


FIG. 5



FIG. 6




FIG. 7

