



US00D351541S

# United States Patent [19]

[11] Patent Number: **Des. 351,541**

Smith

[45] Date of Patent: **\*\* Oct. 18, 1994**

[54] **COMBINED WRENCH AND THREAD RETRACING TOOL**

[76] Inventor: **Jackson A. Smith, P.O. Box 1058, Alder Grove, British Columbia, Canada, V0X 1A0**

[\*\*] Term: **14 Years**

[21] Appl. No.: **11,927**

[22] Filed: **Aug. 18, 1993**

[52] U.S. Cl. .... **D8/28**

[58] Field of Search ..... **D8/28; 81/119; 1/186; 7/138**

1,479,772	1/1924	Cook .	
1,537,766	5/1925	Greene .....	7/138
1,624,508	4/1927	Reilly .....	81/186
2,230,376	2/1941	Cullen .....	30/16
2,619,862	12/1952	Trypanis .....	81/119

### OTHER PUBLICATIONS

The Antique Wrench Book by Wullweber 1982 p. 67.

*Primary Examiner*—Bernard Ansher

*Assistant Examiner*—Richelle Shelton

*Attorney, Agent, or Firm*—Seed and Berry

### [57] CLAIM

The ornamental design for a combined wrench and thread retracing tool, as shown and described.

### DESCRIPTION

FIG. 1 is a front perspective view of a combined wrench and thread retracing tool showing my new design;

FIG. 2 is a top plan view thereof;

FIG. 3 is a right side elevational view thereof;

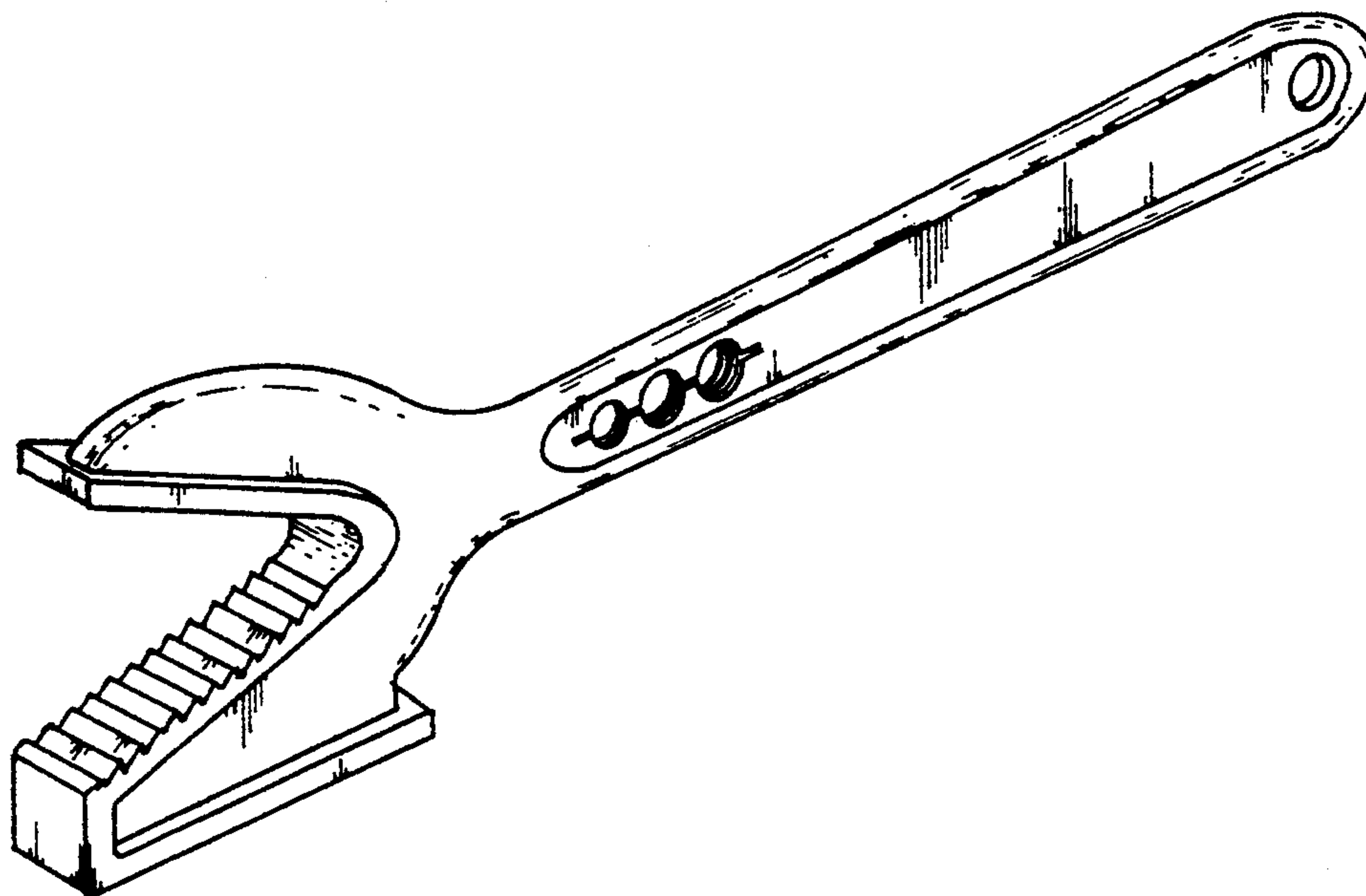
FIG. 4 is a bottom plan view thereof; and,

FIG. 5 is a left side elevational view thereof.

### [56] References Cited

#### U.S. PATENT DOCUMENTS

37,920	3/1833	Penny .
529,707	11/1894	Clay .
685,356	10/1901	Sommerfeld .
763,745	6/1904	Gheen .
825,401	7/1906	Merckens .
828,859	8/1906	Merckens .
1,012,442	12/1911	Richardson .



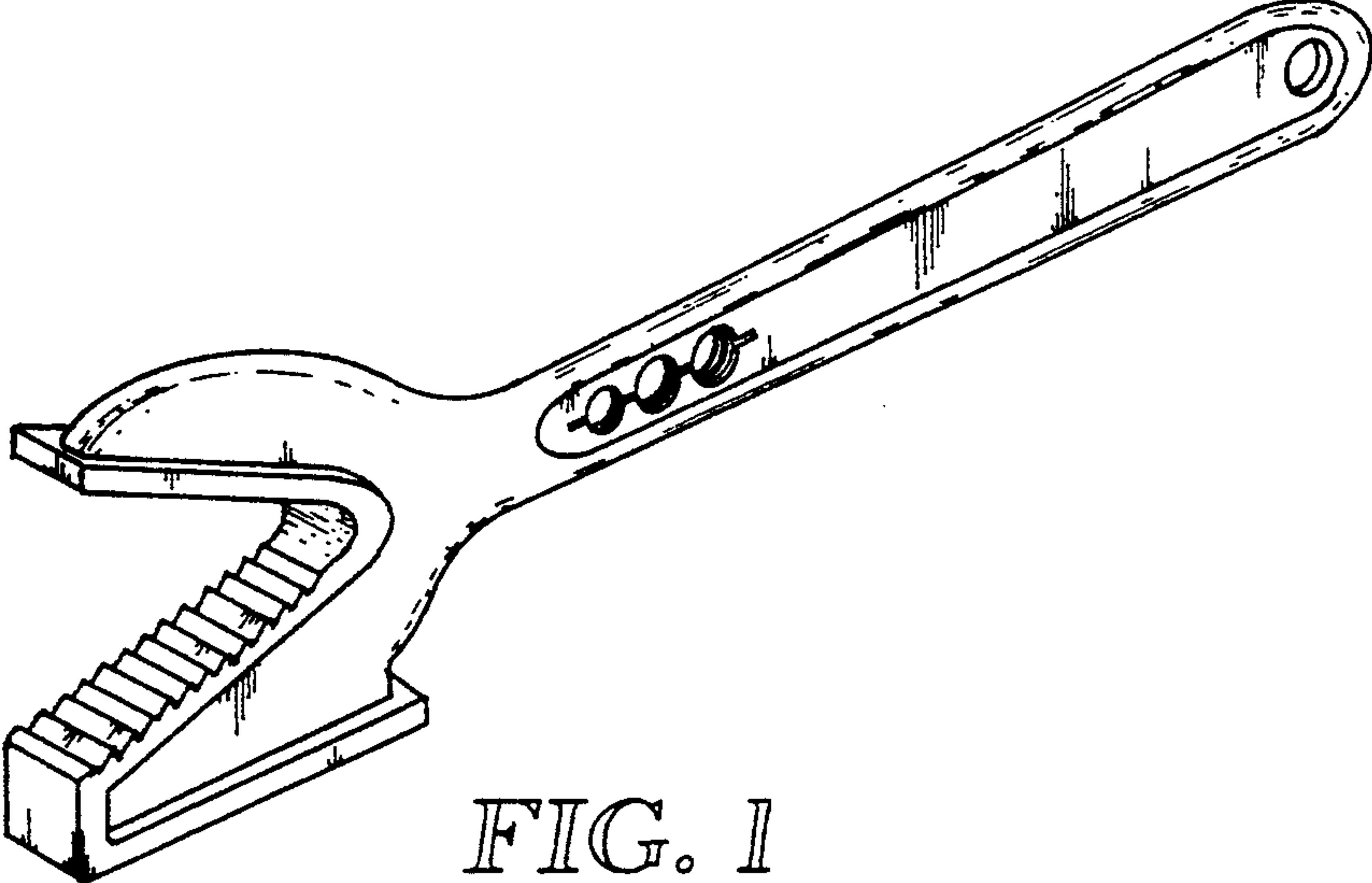


FIG. 1



FIG. 2

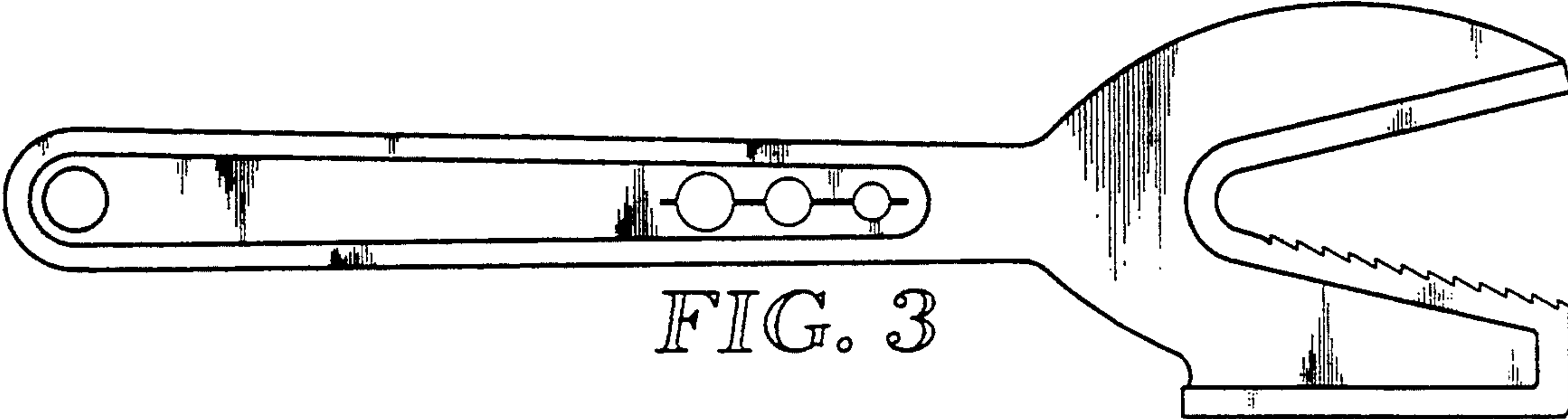


FIG. 3



FIG. 4

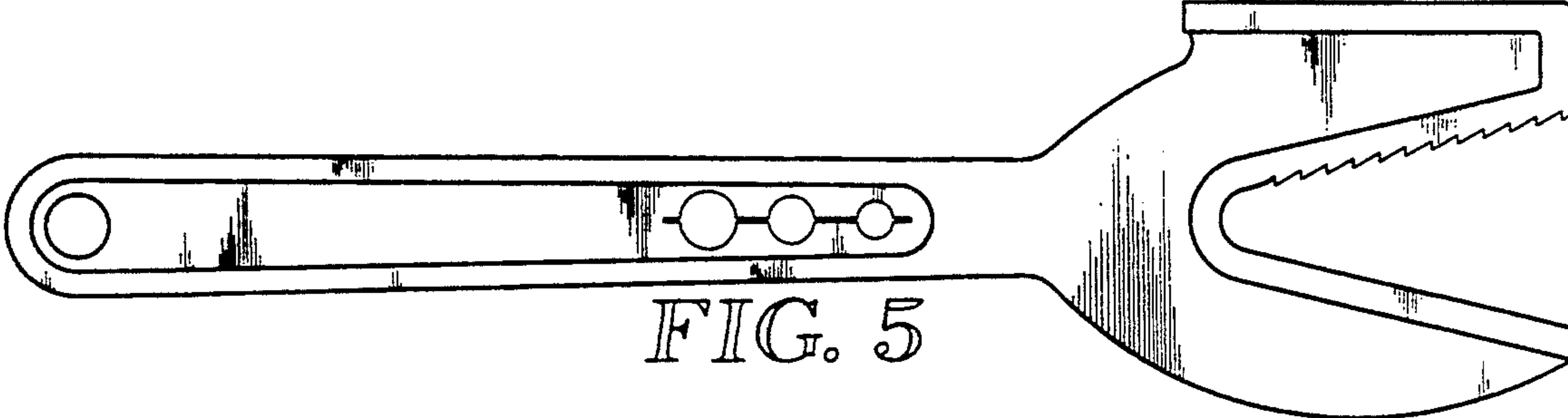


FIG. 5