



US00D351537S

# United States Patent [19]

[11] Patent Number: **Des. 351,537**

**Yagin**

[45] Date of Patent: **\*\* Oct. 18, 1994**

[54] **CATCHER FOR HEDGE TRIMMINGS**

[76] Inventor: **Cresencio Y. Yagin**, 242 OE St.,  
Kihei, Hi. 96753

[\*\*] Term: **14 Years**

[21] Appl. No.: **10,216**

[22] Filed: **Jul. 2, 1993**

[52] U.S. Cl. .... **D8/1; D15/17**

[58] Field of Search ..... **D8/1, 8; 30/131-132;**  
**D15/17, 28**

4,071,951 2/1978 Burns .  
5,205,122 4/1993 Wong ..... 56/400.04

*Primary Examiner*—Wallace R. Burke  
*Assistant Examiner*—H. Baynham  
*Attorney, Agent, or Firm*—Terry M. Gernstein

[57] **CLAIM**

The ornamental design for a catcher for hedge trimmings, as shown and described.


**DESCRIPTION**

FIG. 1 is a front, top and side perspective view of the catcher for hedge trimmings showing my new design; FIG. 2 is a front elevational view thereof; FIG. 3 is a rear elevational view thereof; FIG. 4 is a side elevational view thereof; FIG. 5 is an opposite side elevational view thereof; FIG. 6 is a top plan view thereof; and, FIG. 7 is a bottom plan view thereof.

[56] **References Cited**

**U.S. PATENT DOCUMENTS**

2,747,276	5/1956	Yatsko	30/132
3,073,025	1/1963	Yatsko	30/132
3,193,997	7/1965	Allina	D15/17 X
3,552,013	1/1971	Stone	30/132
3,916,521	11/1975	Sekelsky	.






FIG. 1



FIG. 2



FIG. 4




FIG. 6

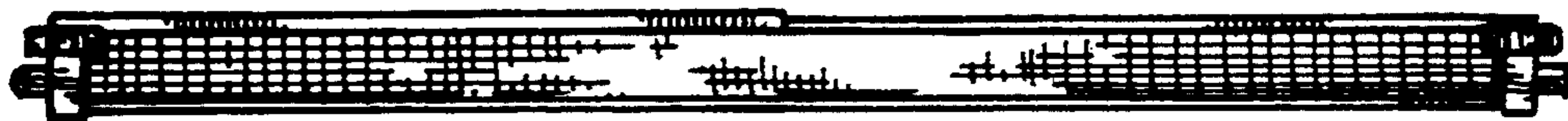


FIG. 3



FIG. 5




FIG. 7