



US00D351528S

United States Patent [19]

[11] Patent Number: **Des. 351,528**

Dardashti

[45] Date of Patent: **** Oct. 18, 1994**

[54] STORAGE UNIT

[76] Inventor: **Shahriar Dardashti**, 236 S. Oakhurst Dr., Beverly Hills, Calif. 90212

[**] Term: **14 Years**

[21] Appl. No.: **909,802**

[22] Filed: **Jul. 2, 1992**

[52] U.S. Cl. **D6/630; D6/468**

[58] Field of Search **D6/407, 450-452, D6/455-467, 629, 630; D3/35; 211/13, 40-42; 206/387; 312/204**

4,932,522	7/1990	Milovich .	
4,940,147	7/1990	Hunt .	
5,054,626	10/1991	Stempinski .	
5,129,525	7/1992	Maynard, Jr.	211/42 X
5,195,642	3/1993	Dardashti	211/41
5,219,079	6/1993	Nakamura	211/41

OTHER PUBLICATIONS

Home Decorator Collection Catalogue p. 22; CD towers item B-D on page.

Audio Accessories/CD, Wholesale Price List, Atlantic Representations, Inc. Effective Jun. 1, 1991; No. PRCD91.

CD Storage System, Atlantic Representations, Inc., Copyright 1991.

Expandable CD Storage System, Atlantic Representations, Inc., Copyright 1991.

Advertisement, Probell Handelsgesellschaft MBH, Hamburg, Germany, Circa Mar. 1991.

Primary Examiner—Alan P. Douglas

Assistant Examiner—Jeffrey Asch

Attorney, Agent, or Firm—Poms, Smith, Lande & Rose

[56] References Cited

U.S. PATENT DOCUMENTS

D. 263,529	3/1982	Magyar .	
D. 331,166	11/1992	Ohadi	D6/407 X
D. 342,395	12/1993	Huang .	
1,650,164	11/1927	Travaglini .	
1,652,114	12/1927	Gestrine	211/41 X
3,208,598	9/1965	Glassenberg .	
3,543,943	1/1969	Joy et al. .	
3,633,761	1/1972	Holliday .	
3,889,781	7/1975	Berkman .	
3,938,665	2/1976	Rumble .	
4,228,902	10/1980	Schulte .	
4,293,075	10/1981	Veralrud .	
4,358,018	11/1982	Wolfe .	
4,453,785	6/1984	Smith .	
4,630,737	12/1986	King .	
4,655,345	4/1987	Drake et al. .	
4,702,369	10/1987	Philosophe .	
4,709,815	12/1987	Price et al. .	
4,730,739	3/1988	Smerau, Jr. .	
4,762,689	8/1988	Frey et al. .	
4,819,801	4/1989	Howard .	
4,872,554	10/1989	Quernemoen .	
4,911,308	3/1990	Nylund .	

[57] CLAIM

The ornamental design for a storage unit, as shown and described.

DESCRIPTION

FIG. 1 is a perspective view of a storage unit showing my new design;

FIG. 2 is a left side elevational view thereof, showing with dashed lines compact discs, tapes and cassettes, the right side view being a mirror image thereof;

FIG. 3 is a top plan view thereof;

FIG. 4 is a bottom plan view thereof;

FIG. 5 is a front elevational view thereof; and,

FIG. 6 is a rear elevational view thereof.

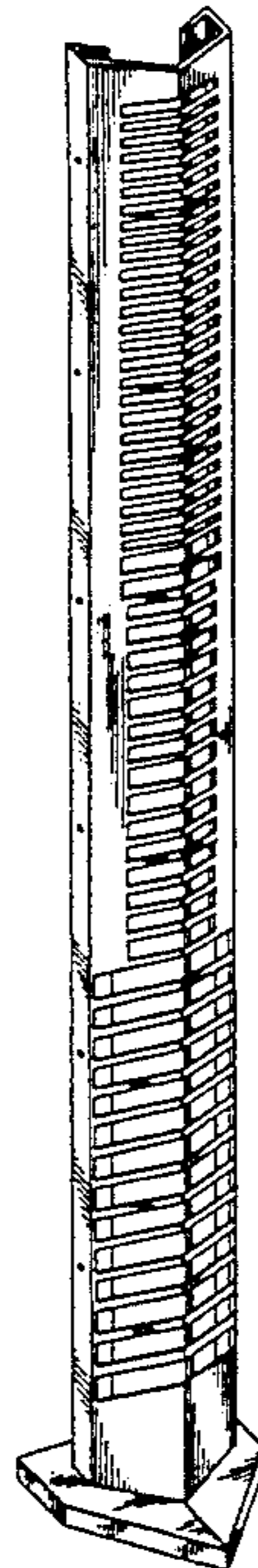


FIG. 1

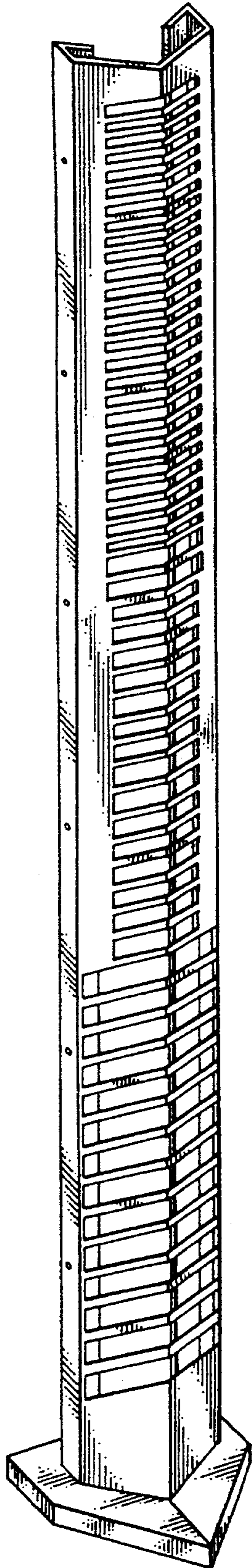


FIG. 2

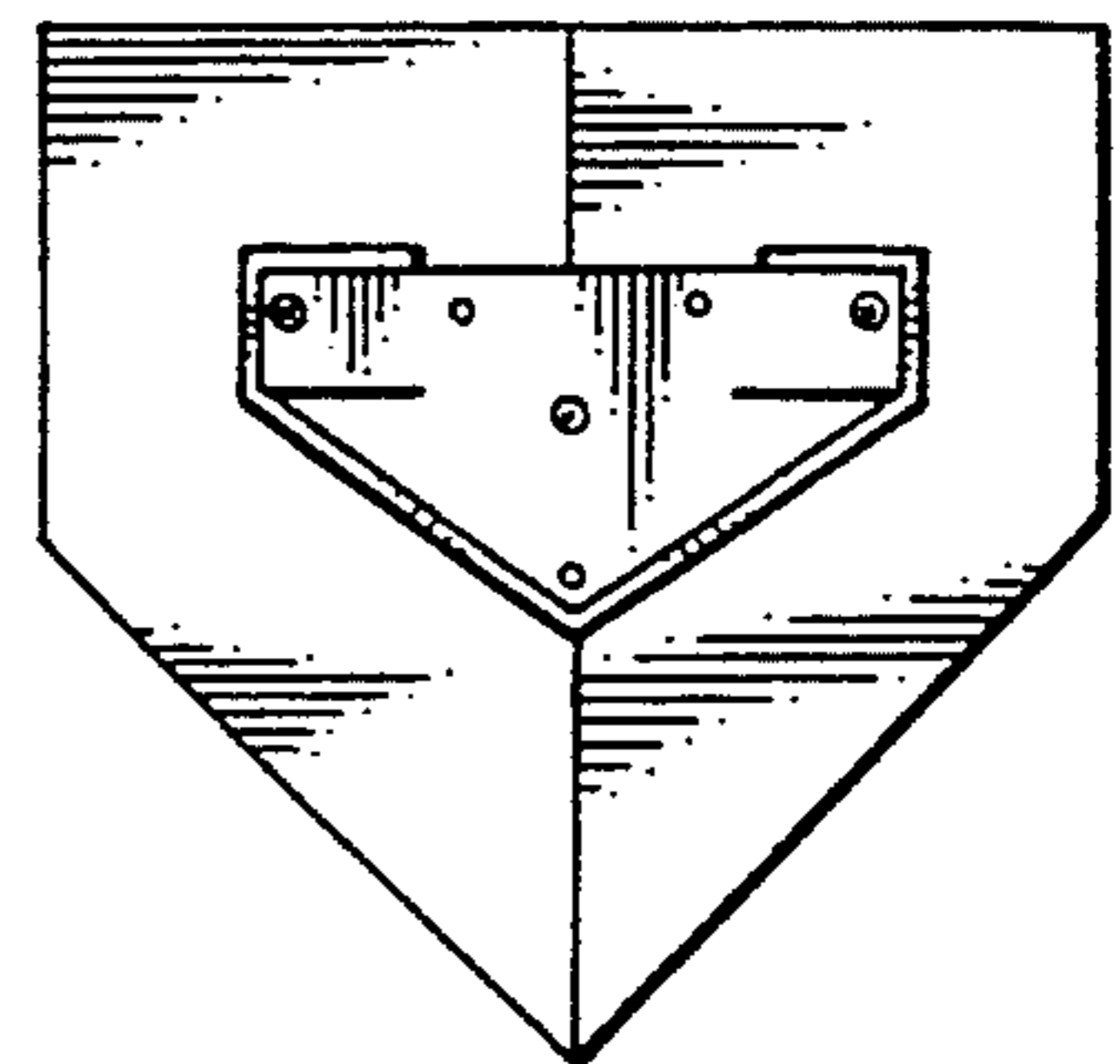
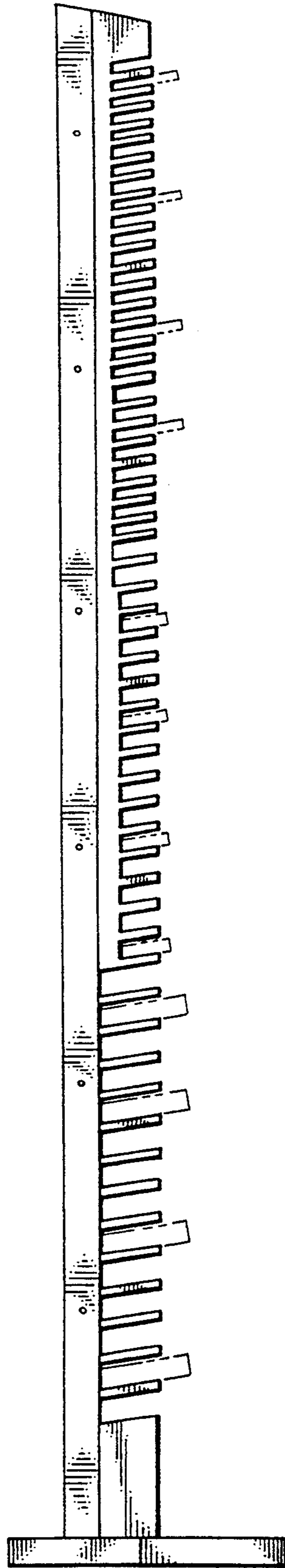


FIG. 3

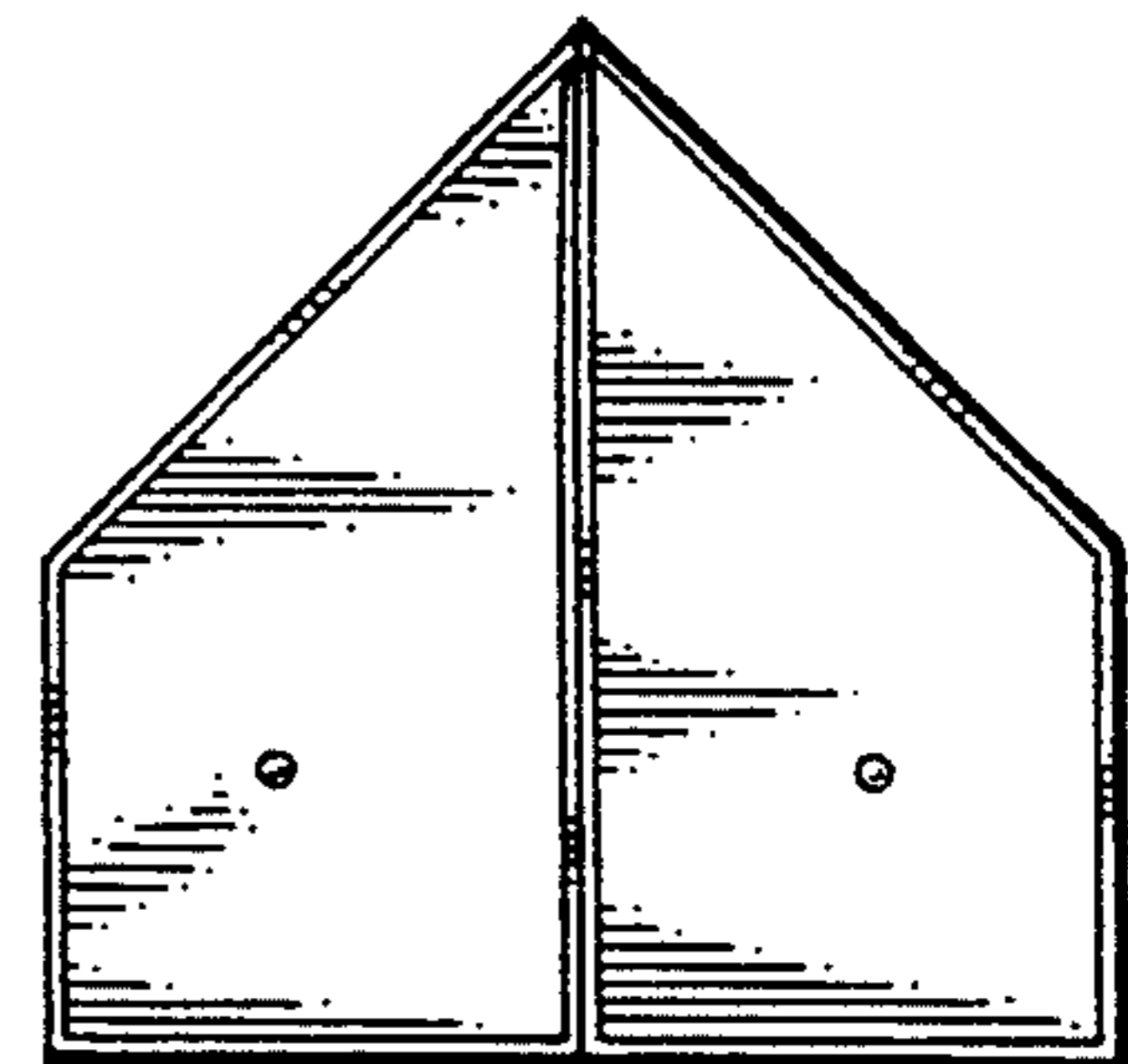


FIG. 4

FIG. 5

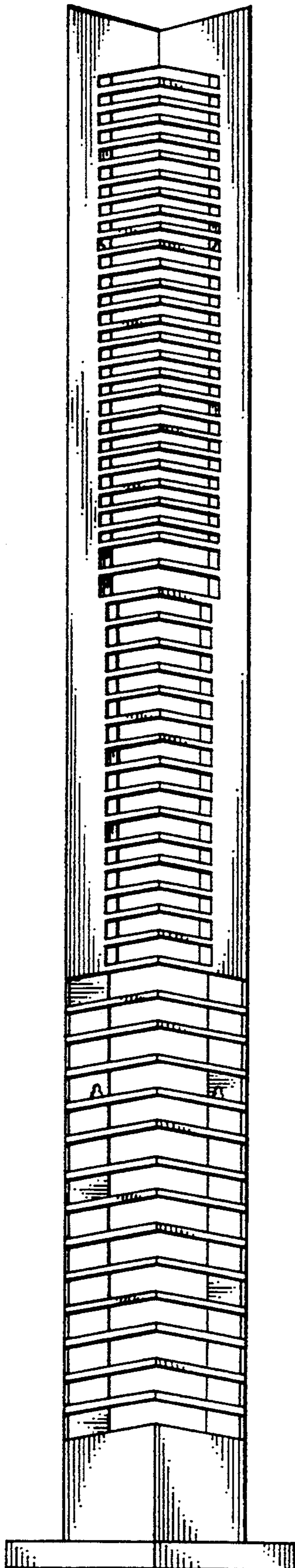


FIG. 6

