



US00D351517S

United States Patent [19]

[11] Patent Number: **Des. 351,517**

Rickards

[45] Date of Patent: **** Oct. 18, 1994**

[54] **ARCHERY CABINET**

[76] Inventor: **Vaughn A. Rickards**, 2225 14th Avenue West, Bradenton, Fla. 34205

[**] Term: **14 Years**

[21] Appl. No.: **2,750**

[22] Filed: **Dec. 21, 1992**

[52] U.S. Cl. **D6/470**

[58] Field of Search **D6/470, 471, 472, 442, D6/443, 552; D3/262, 254; 312/138.1, 278, 279, 351.3; 211/64; D21/211, 223; D22/107**

[56] **References Cited**

U.S. PATENT DOCUMENTS

1,654,616	1/1928	Spann	211/64 X
2,623,639	12/1952	Levy	211/64 X
3,762,789	10/1973	Robertson	211/64 X

OTHER PUBLICATIONS

Montgomery Ward Catalog, Christmas 1966 p. 421.
Sears 1955 Christmas Book, p. 368.

Primary Examiner—Alan P. Douglas
Assistant Examiner—S. Snapp
Attorney, Agent, or Firm—Hugh E. Smith

[57] **CLAIM**

The ornamental design for a archery cabinet, as shown and described.

DESCRIPTION

FIG. 1 is a front elevational view of the archery cabinet showing my new design;
FIG. 2 is a rear elevational view thereof;
FIG. 3 is a left side elevational view thereof;
FIG. 4 is a right side elevational view thereof;
FIG. 5 is a top plan view thereof;
FIG. 6 is a bottom plan view thereof; and,
FIG. 7 is an isometric view thereof.




FIG. 1




FIG. 2




FIG. 3




FIG. 4




FIG. 5

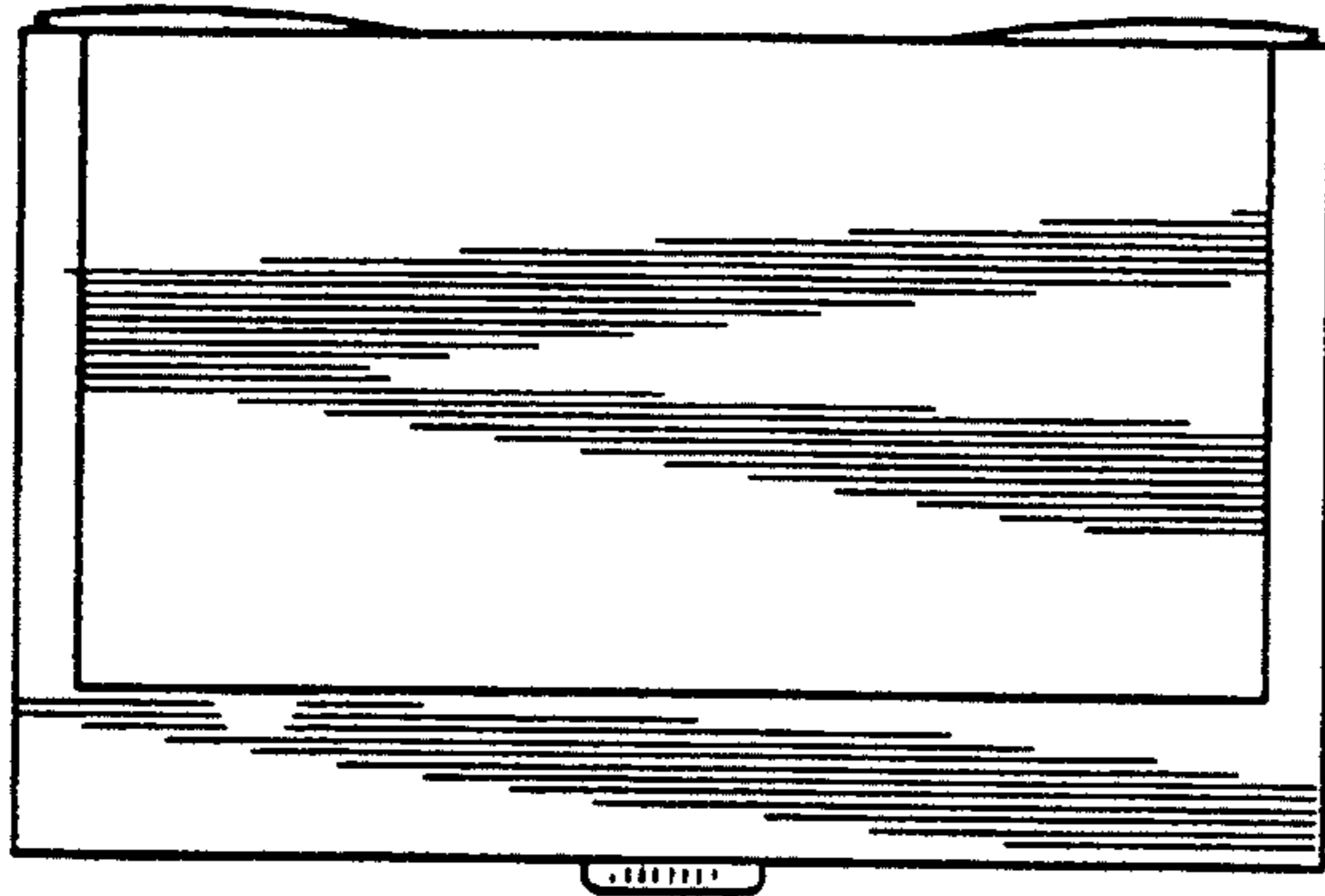


FIG. 6

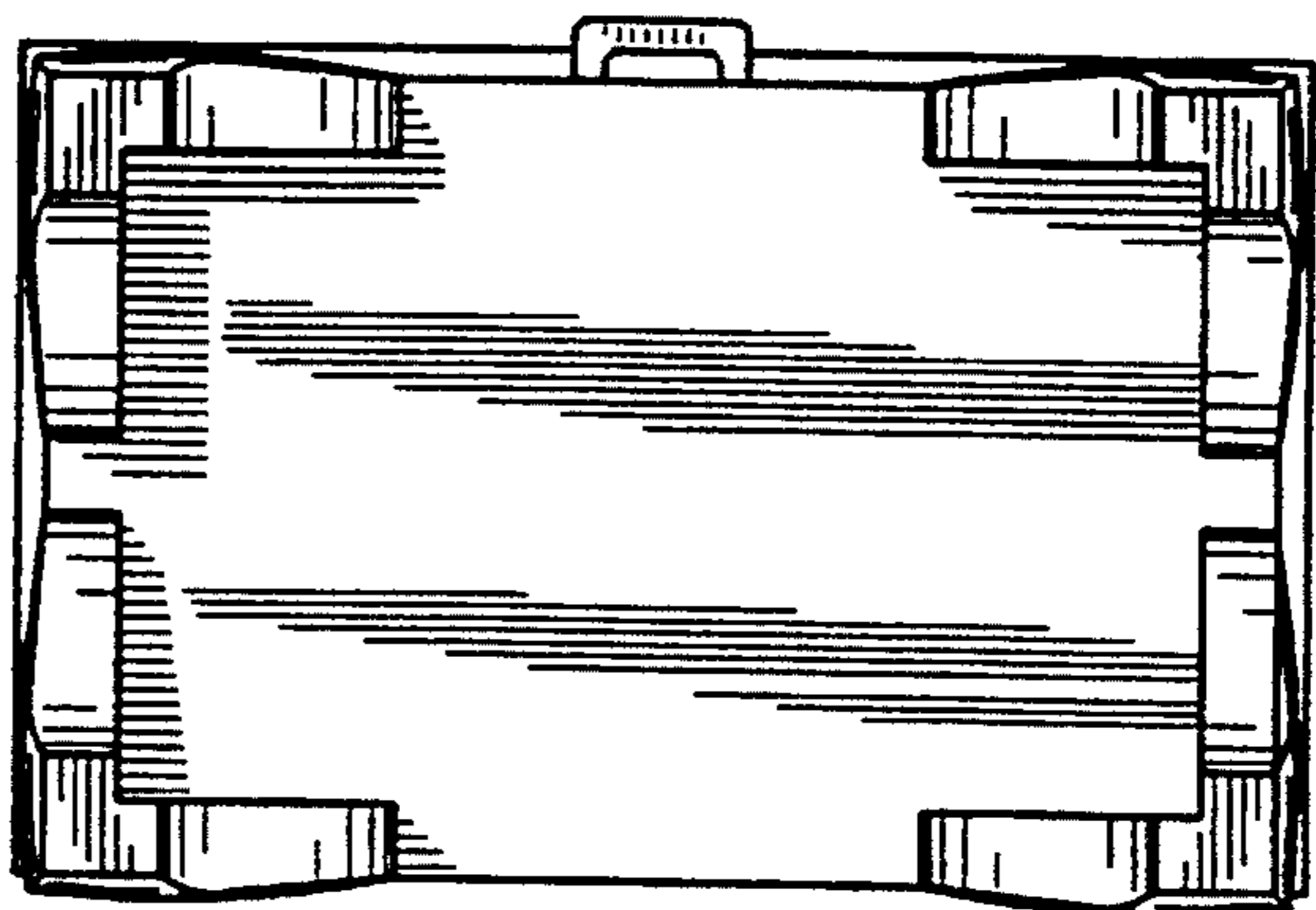


FIG. 7

