



US00D351514S

United States Patent [19] Nodine

[11] Patent Number: **Des. 351,514**

[45] Date of Patent: **** Oct. 18, 1994**

[54] **BOOT STORAGE RACK**

[76] Inventor: **Kenneth J. Nodine**, 61502 E. 210 Rd.,
Fairland, Okla. 74343

[**] Term: **14 Years**

[21] Appl. No.: **5,736**

[22] Filed: **Mar. 10, 1993**

[52] U.S. Cl. **D6/411; D6/464;**
D34/21

[58] Field of Search **D6/411-415,**
D6/462-465, 466-468, 408; 24/37, 13, 181, 189;
D34/17, 21; D26/13

[56] **References Cited**

U.S. PATENT DOCUMENTS

D. 27,603	8/1897	Scott	D6/462
D. 91,559	2/1934	Farber	D26/13
D. 101,141	9/1936	Sanfilippo	D6/464
D. 119,154	2/1940	Brown	D6/464
D. 165,942	2/1952	Stein	D6/462

D. 204,847	5/1966	Hill	D34/21 X
D. 270,118	8/1983	Wood	D6/462
604,909	5/1898	Smith	211/181 X
1,823,840	9/1931	Nolte	211/37 X
2,943,741	7/1960	Atkinson	211/37

Primary Examiner—Alan P. Douglas
Assistant Examiner—Jeffrey Asch
Attorney, Agent, or Firm—Hugh E. Smith

[57] CLAIM

The ornamental design for a boot storage rack, as shown and described.

DESCRIPTION

FIG. 1 is a front elevational view of the boot storage rack showing my new design;

FIG. 2 is a rear elevational view thereof;

FIG. 3 is a left side elevational view thereof;

FIG. 4 is a right side elevational view thereof;

FIG. 5 is a top plan view thereof;

FIG. 6 is a bottom plan view thereof; and,

FIG. 7 is an isometric view thereof.

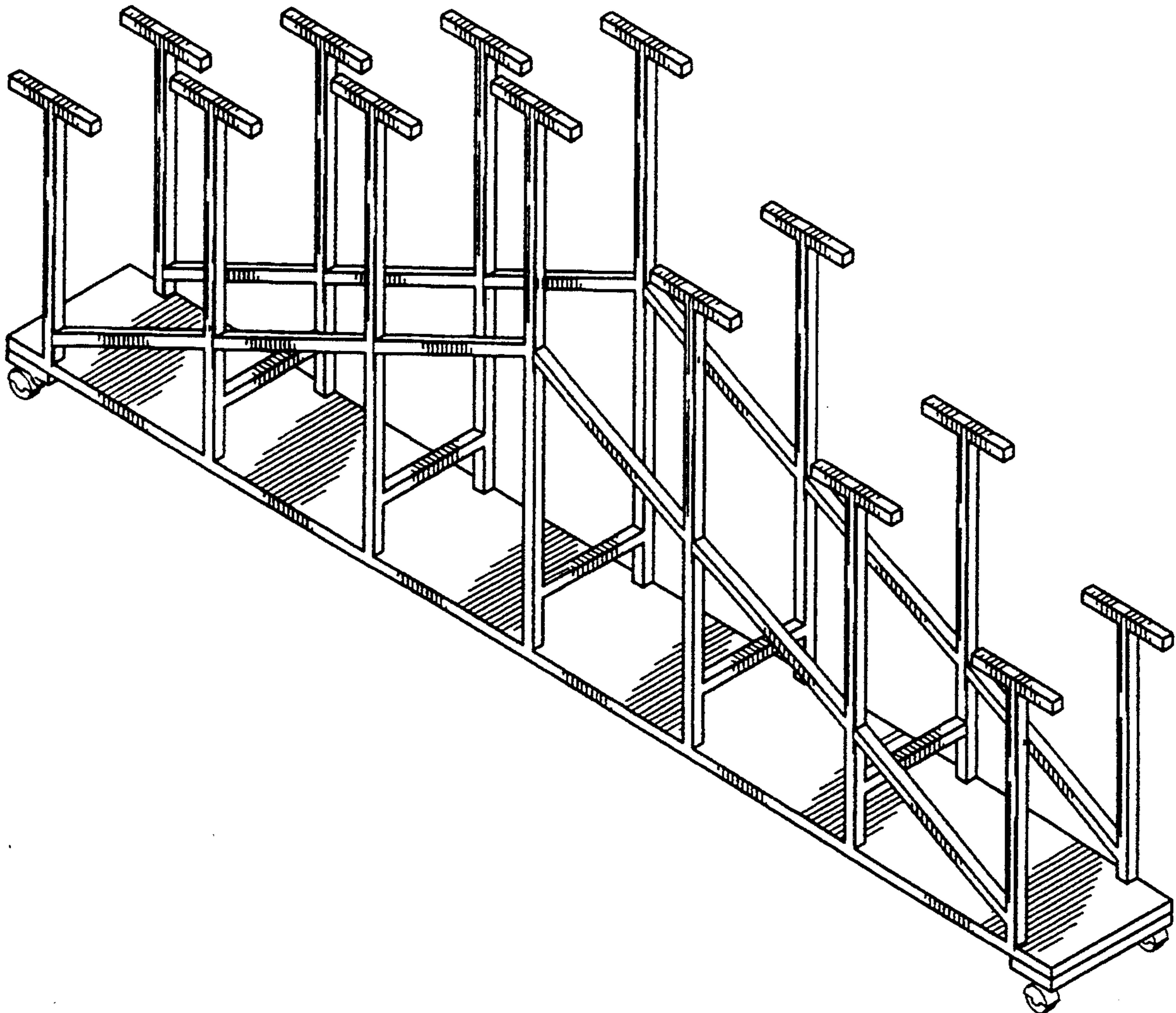


FIG. 1

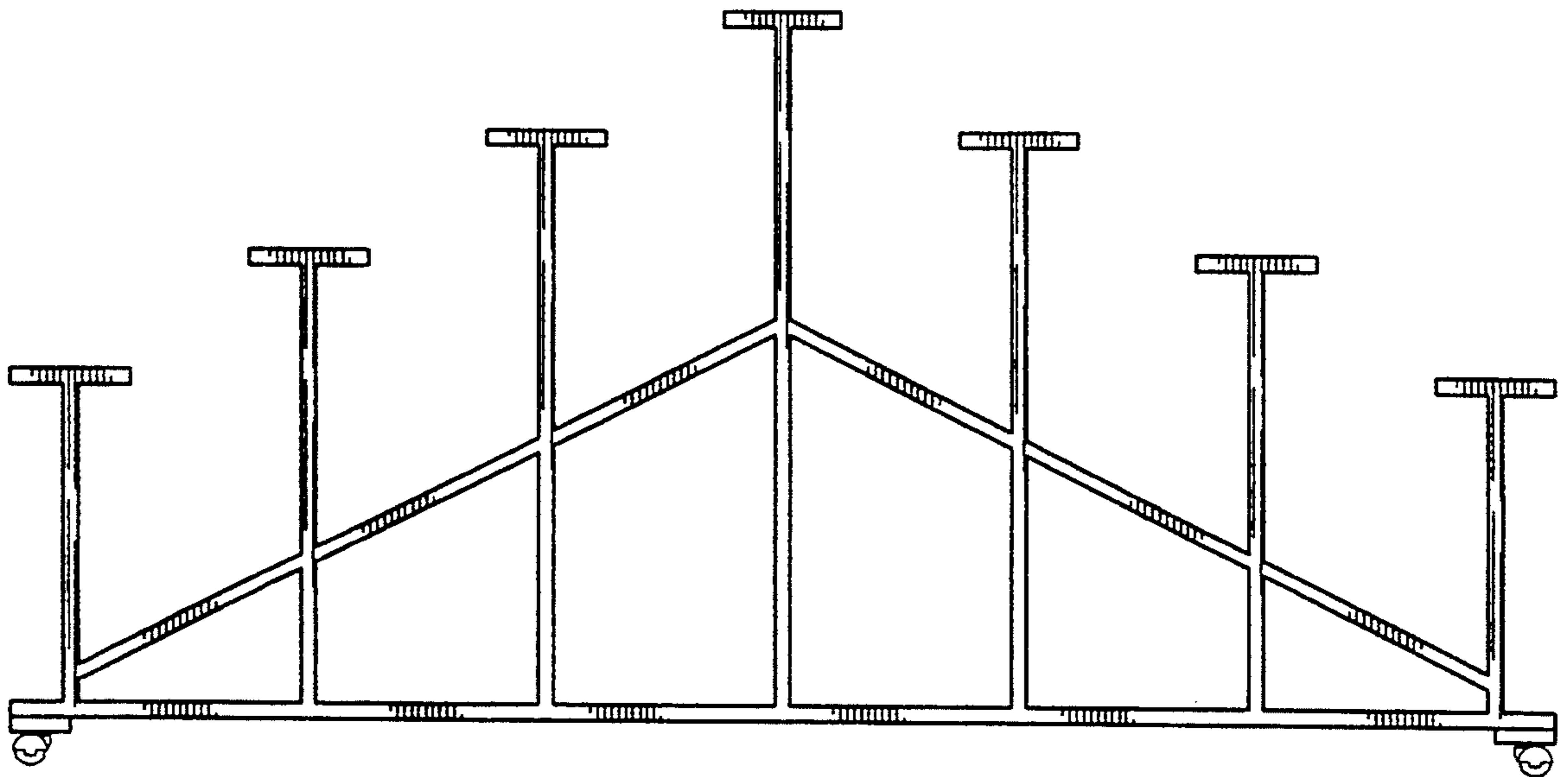


FIG. 2

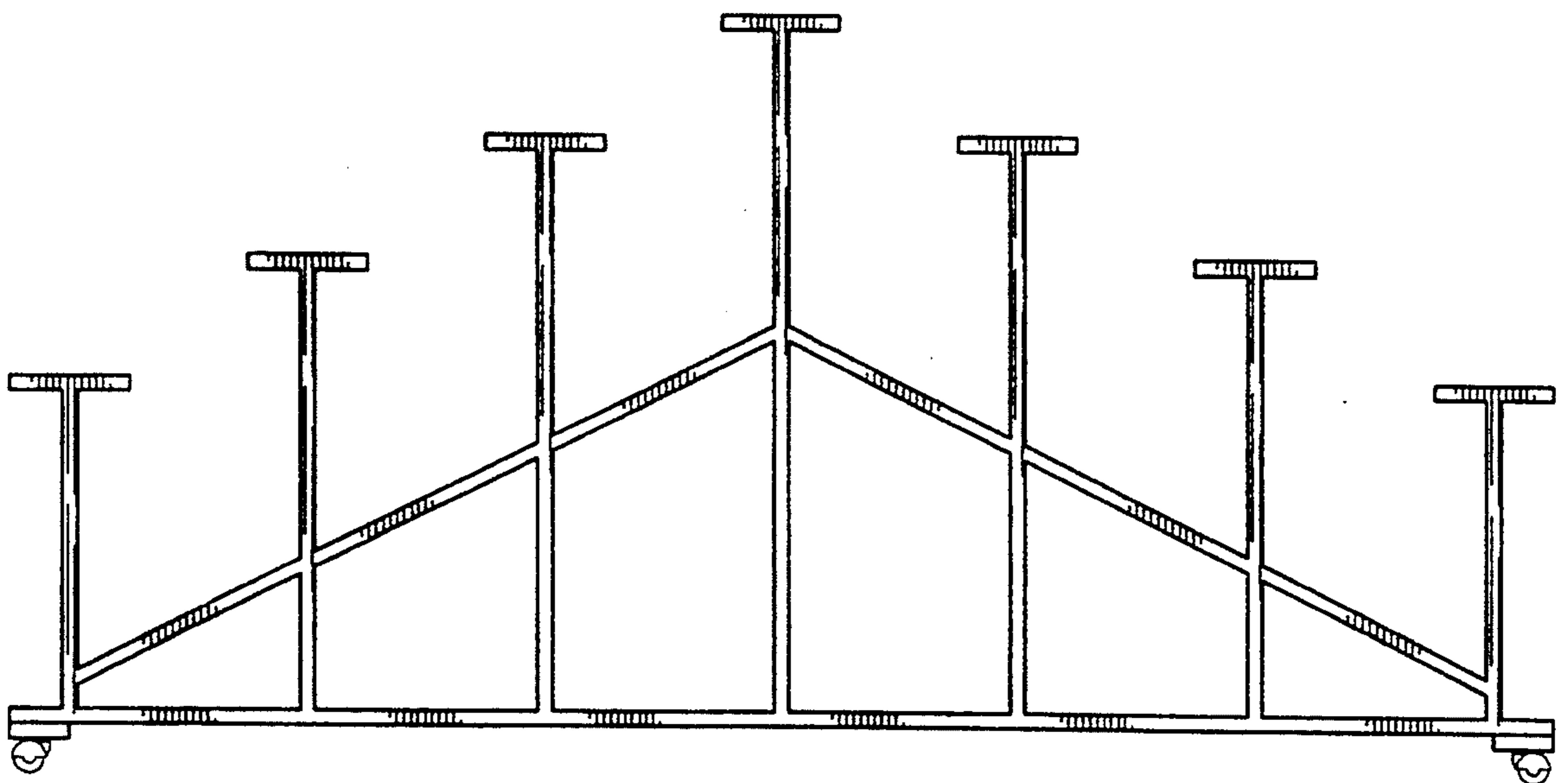


FIG. 3




FIG. 4




FIG. 5

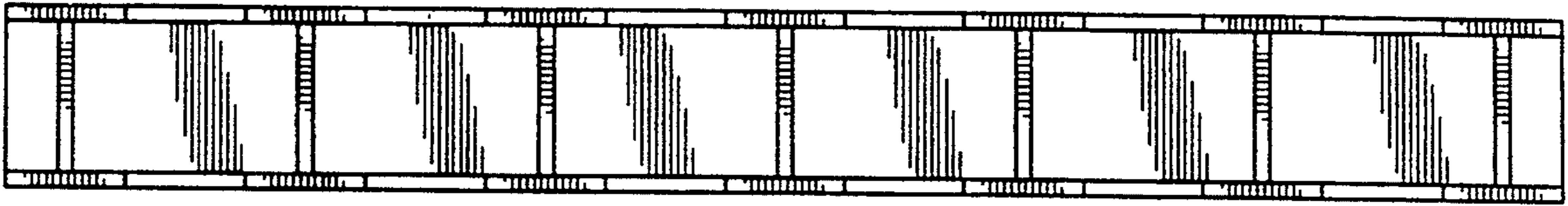


FIG. 6

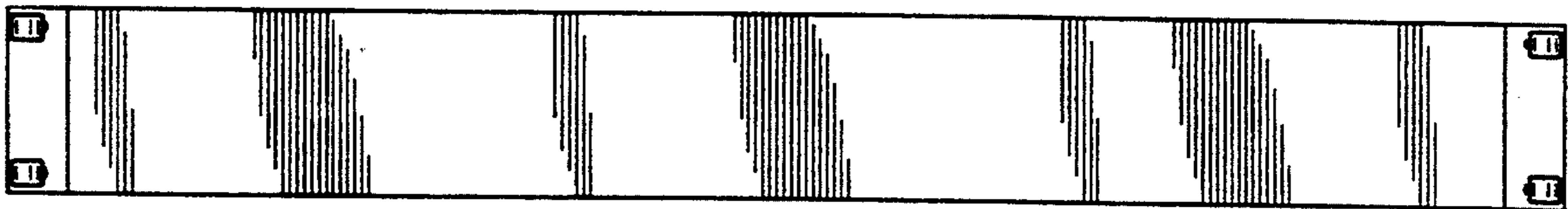


FIG. 7

