



US00D351512S

# United States Patent [19]

[11] Patent Number: **Des. 351,512**

**Thielen**

[45] Date of Patent: **\*\* Oct. 18, 1994**

[54] **COMPACT DISK AND CASSETTE STORAGE UNIT**

[76] Inventor: **Arnold B. Thielen**, 21678 Hazelnut Sq., Sterling, Va. 22170-2395

[\*\*] Term: **14 Years**

[21] Appl. No.: **882,522**

[22] Filed: **Mar. 13, 1992**

[52] U.S. Cl. .... **D6/407**

[58] Field of Search ..... **D6/407, 466-468; D3/35; 206/387; 211/40-42; 312/9.1-9.36**

[56] **References Cited**

**U.S. PATENT DOCUMENTS**

D. 331,166	11/1992	Ohadi	.....	D6/407 X
1,652,114	12/1927	Gestrine	.	
5,129,525	7/1992	Maynard, Jr.	.....	211/42
5,195,642	3/1993	Dardashti	.....	211/41
5,219,079	6/1993	Nakamura	.....	211/41

**OTHER PUBLICATIONS**

*Home Decorator Collection Catalogue*, p. 22; B-D Towers for CDs & Cassettes, center top of page.

*Home Decorator Collection Catalogue* p. 23; item N tall CD Tower bottom right on page.

German Sales Advertisement, sb-mobel paradies, Jan. 1992.

*Primary Examiner*—Carmen H. Vales-Lado

[57] **CLAIM**

The ornamental design for a compact disk and storage unit, as shown and described.

**DESCRIPTION**

FIG. 1 is a perspective view of a compact disk and cassette storage unit showing my new design;

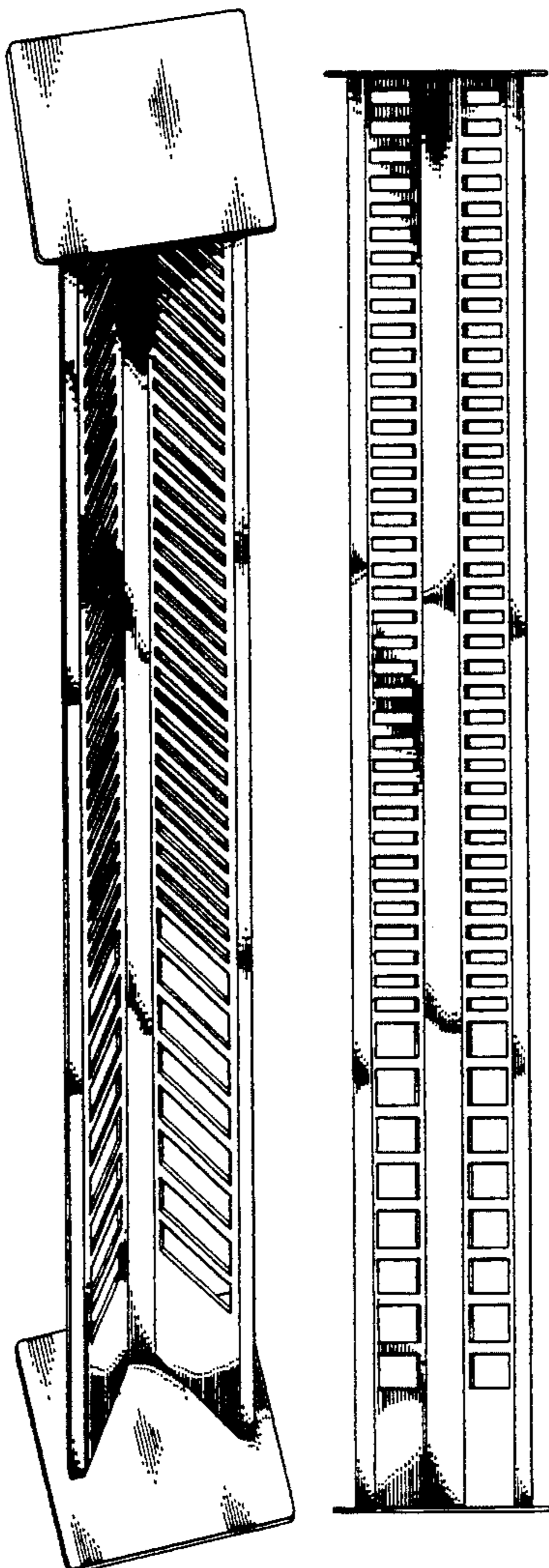
FIG. 2 is a front elevational view thereof;

FIG. 3 is a rear elevational view thereof;

FIG. 4 is a side elevational view thereof;

FIG. 5 is a top plan view thereof; and,

FIG. 6 is a cross-sectional view taken along line 6—6 of FIG. 3.



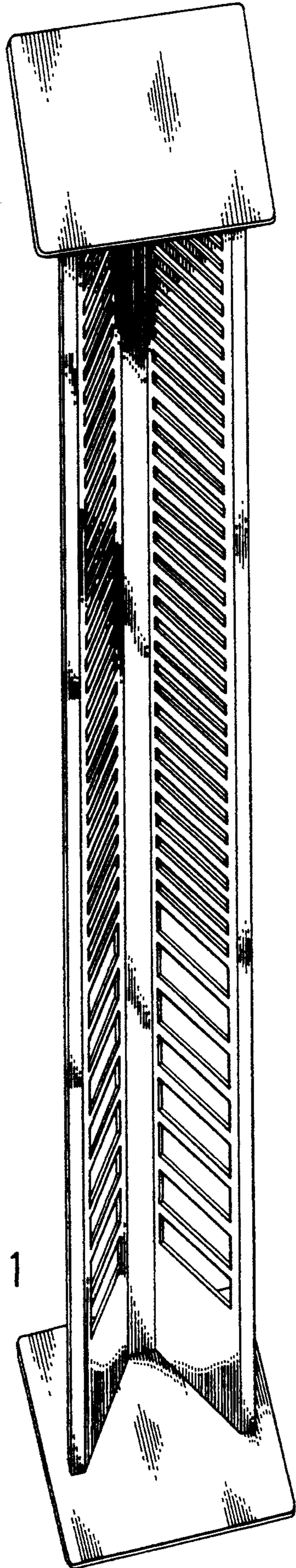


FIG. 1

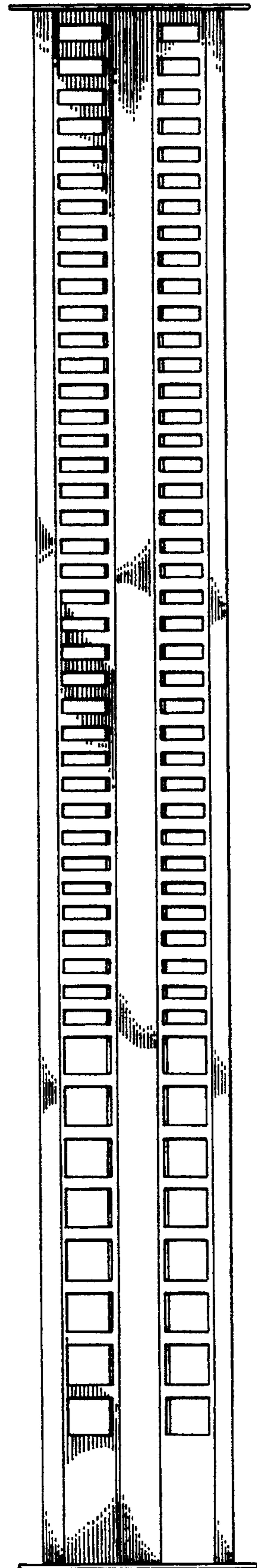


FIG. 2

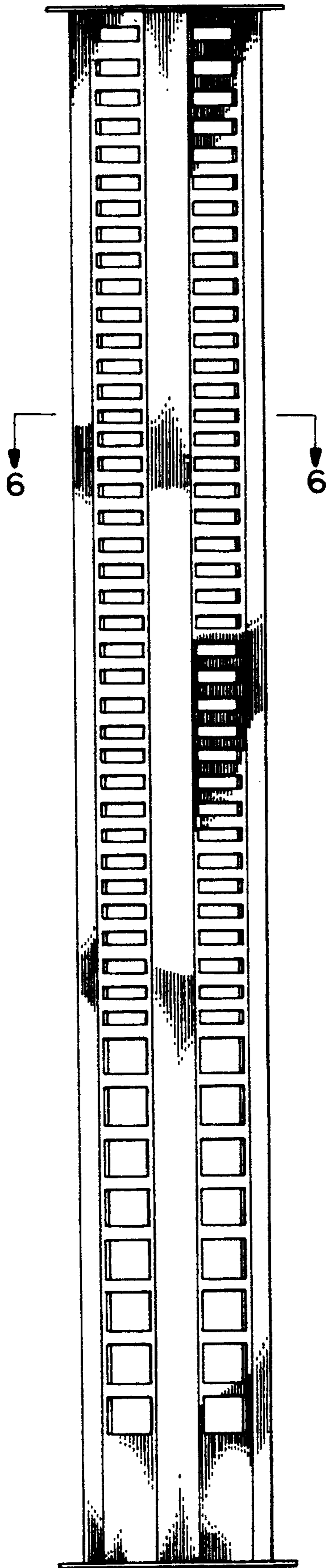


FIG. 3

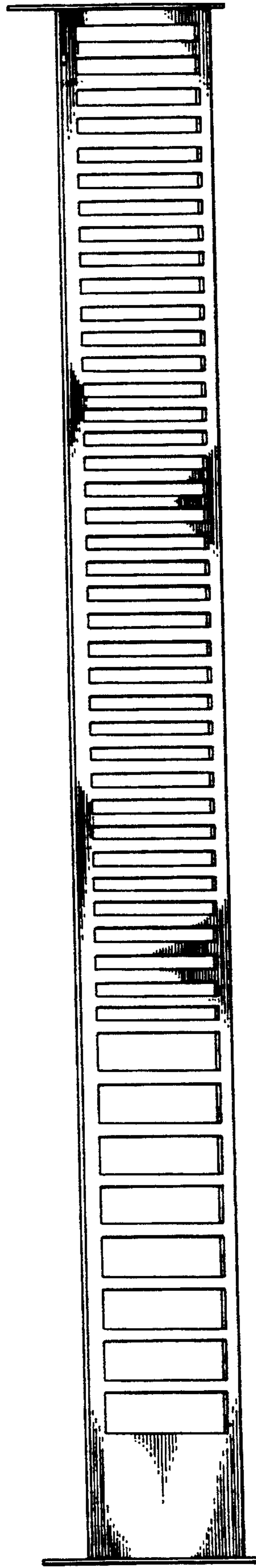


FIG. 4

FIG. 5

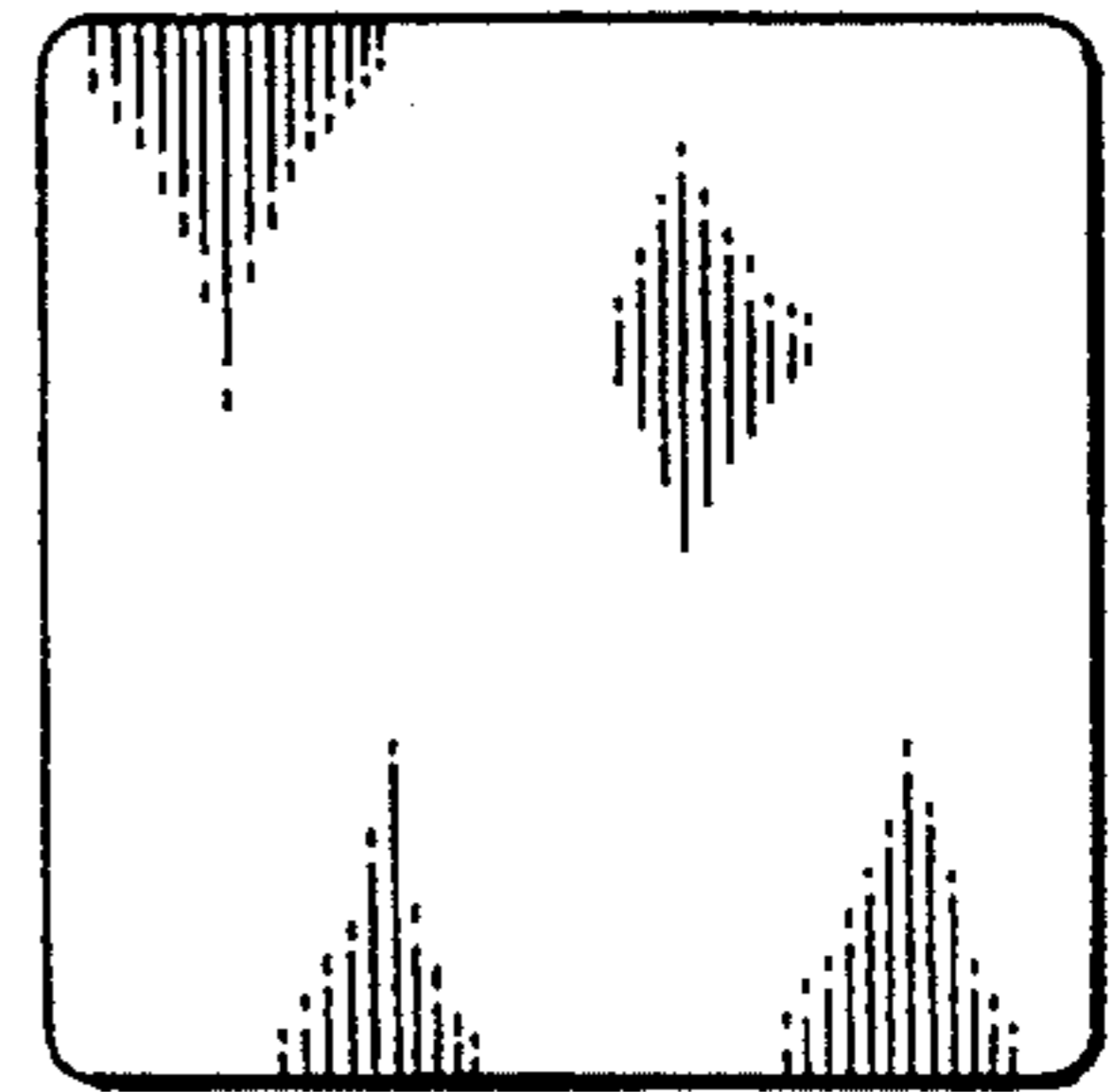


FIG. 6

