



US00D351500S

**United States Patent** [19]  
**Yang**

[11] **Patent Number: Des. 351,500**

[45] **Date of Patent: \*\* Oct. 18, 1994**

[54] **CANTEEN**

[76] **Inventor: Tzyy-Huei Yang, No. 11, Lane 666, Her Tou Road, Tou Chean Li, Her Mei Chen, Changhua Hsien, Taiwan**

[\*\*] **Term: 14 Years**

[21] **Appl. No.: 102**

[22] **Filed: Oct. 1, 1992**

[52] **U.S. Cl. .... D3/202**

[58] **Field of Search ..... D3/202, 229, 201, 202; D9/417, 305, 521, 532; 224/148; D24/118, 122**

[56] **References Cited**

**U.S. PATENT DOCUMENTS**

- D. 187,112 1/1960 Allenbach ..... D3/202
- D. 237,047 10/1975 Westrich ..... D3/202
- D. 247,392 2/1978 Coleman ..... D3/202
- D. 308,128 5/1990 Paquette ..... D3/202

- D. 310,296 9/1990 Janus ..... D3/202
- 1,555,467 9/1925 Graham ..... 224/148
- 4,905,882 3/1990 Ross ..... 224/148

*Primary Examiner*—A. Hugo Word  
*Assistant Examiner*—Celia A. Murphy  
*Attorney, Agent, or Firm*—Browdy and Neimark

[57] **CLAIM**

The ornamental design for a canteen, as shown and described.

**DESCRIPTION**

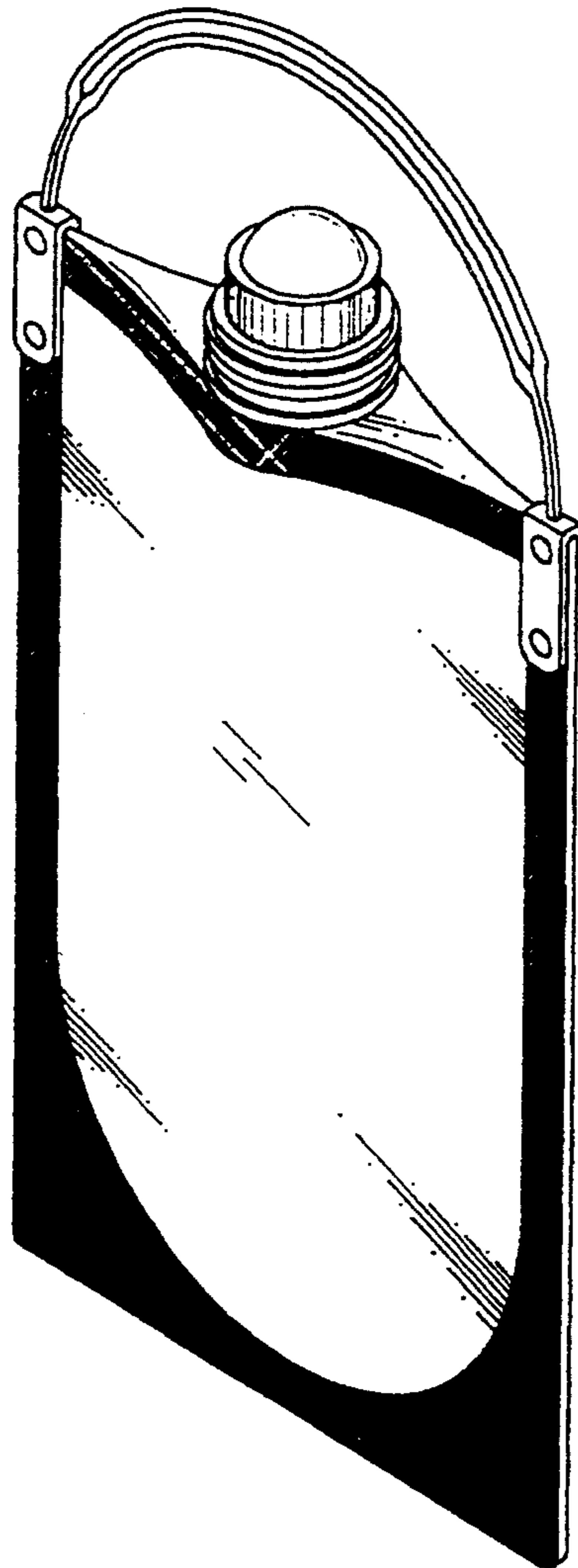
FIG. 1 is a perspective view of a canteen showing my new design;

FIG. 2 is a front elevational view thereof, the rear being identical;

FIG. 3 is a left side elevational view thereof, the right side being identical;

FIG. 4 is a top view thereof; and,

FIG. 5 is a bottom view thereof.






FIG. 1

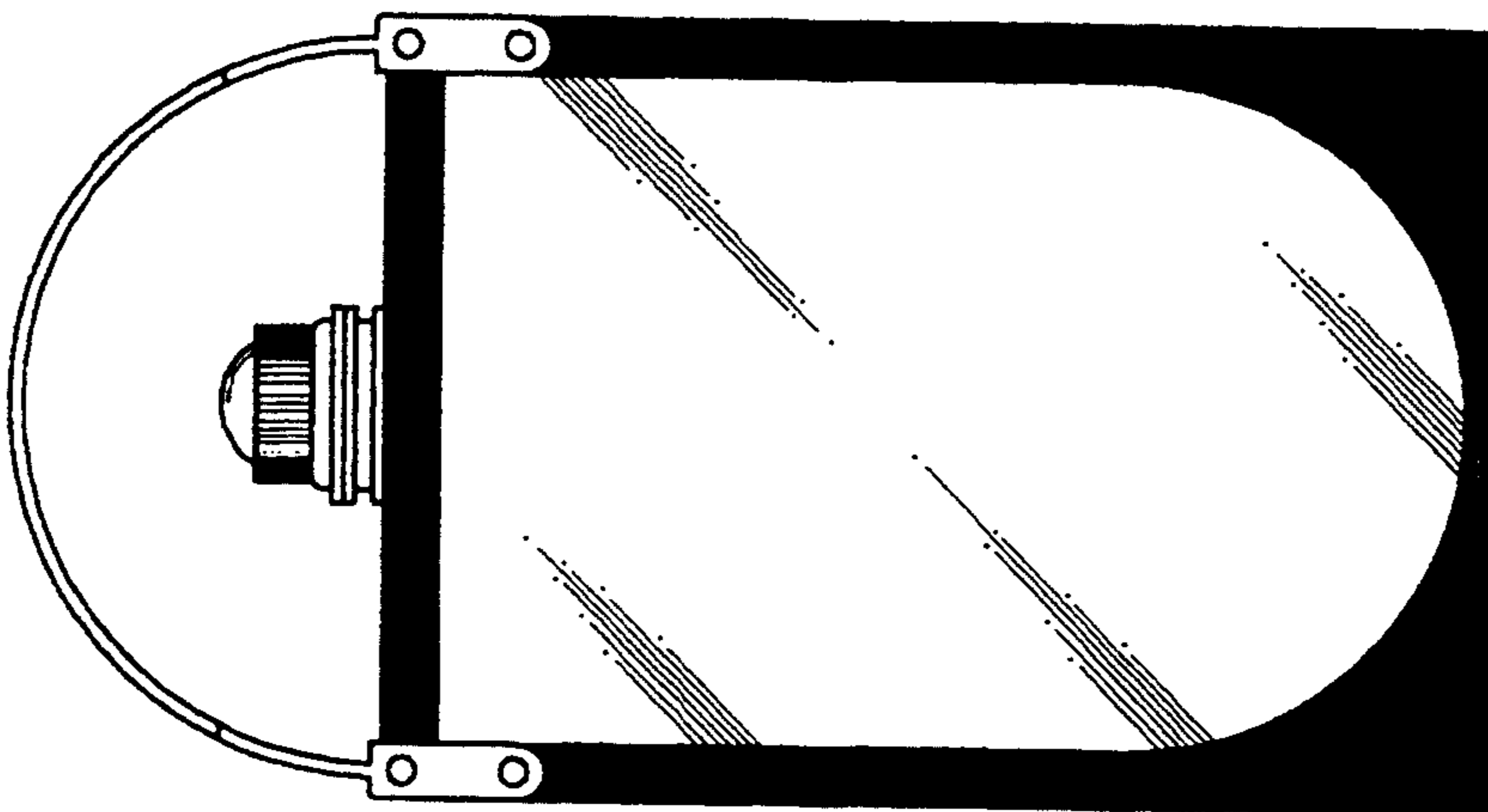


FIG. 2




FIG. 3



FIG. 4

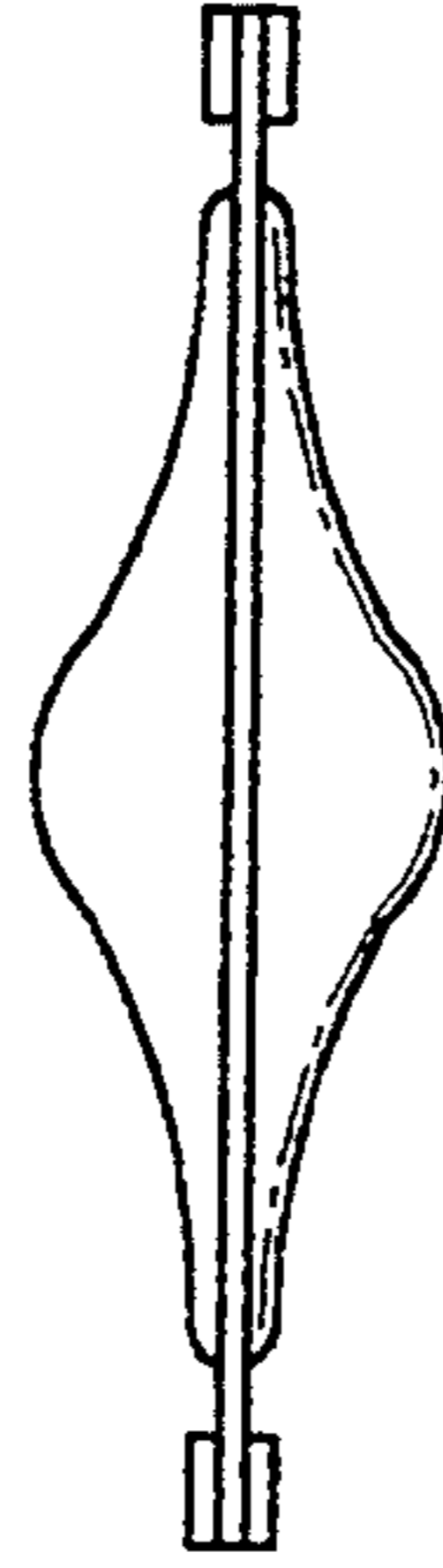


FIG. 5