



US00D351495S

United States Patent [19]

[11] Patent Number: **Des. 351,495**

Nagai et al.

[45] Date of Patent: **** Oct. 18, 1994**

[54] **SHOE SOLE**

D. 322,355 12/1991 Arai D2/962 X
D. 323,738 2/1992 Eisenbach D2/955

[75] Inventors: **Yutaka Nagai; Kurumi Kobayashi,**
both of Kobe, Japan

Primary Examiner—Louis S. Zarfes
Attorney, Agent, or Firm—Nixon & Vanderhye

[73] Assignee: **Asics Corporation,** Hyogo, Japan

[57] **CLAIM**

[**] Term: **14 Years**

The ornamental design for a shoe sole, as shown and described.

[21] Appl. No.: **15,289**

[22] Filed: **Nov. 15, 1993**

DESCRIPTION

[30] **Foreign Application Priority Data**

FIG. 1 is an illustrative view in a position of use. The broken line showing of the shoe in FIG. 1 is for illustrative purposes only and forms no part of the claimed design;

May 21, 1993 [JP] Japan 5-14841

[52] U.S. Cl. **D2/959; D2/962**

[58] Field of Search D2/896, 947, 951-960,
D2/962; 36/25 R, 30 R, 32 R, 59 R, 59 C, 114,
126-128, 136, 67 R-67 D

FIG. 2 is a left side elevational view thereof;
FIG. 3 is a front elevational view thereof;
FIG. 4 is a right side elevational view thereof;
FIG. 5 is a rear elevational view thereof;
FIG. 6 is a top plan view thereof;
FIG. 7 is a bottom plan view thereof; and,
FIG. 8 is a perspective view thereof.

[56] **References Cited**

U.S. PATENT DOCUMENTS

D. 312,528 12/1990 Ihlenburg D2/958 X




Fig. 1

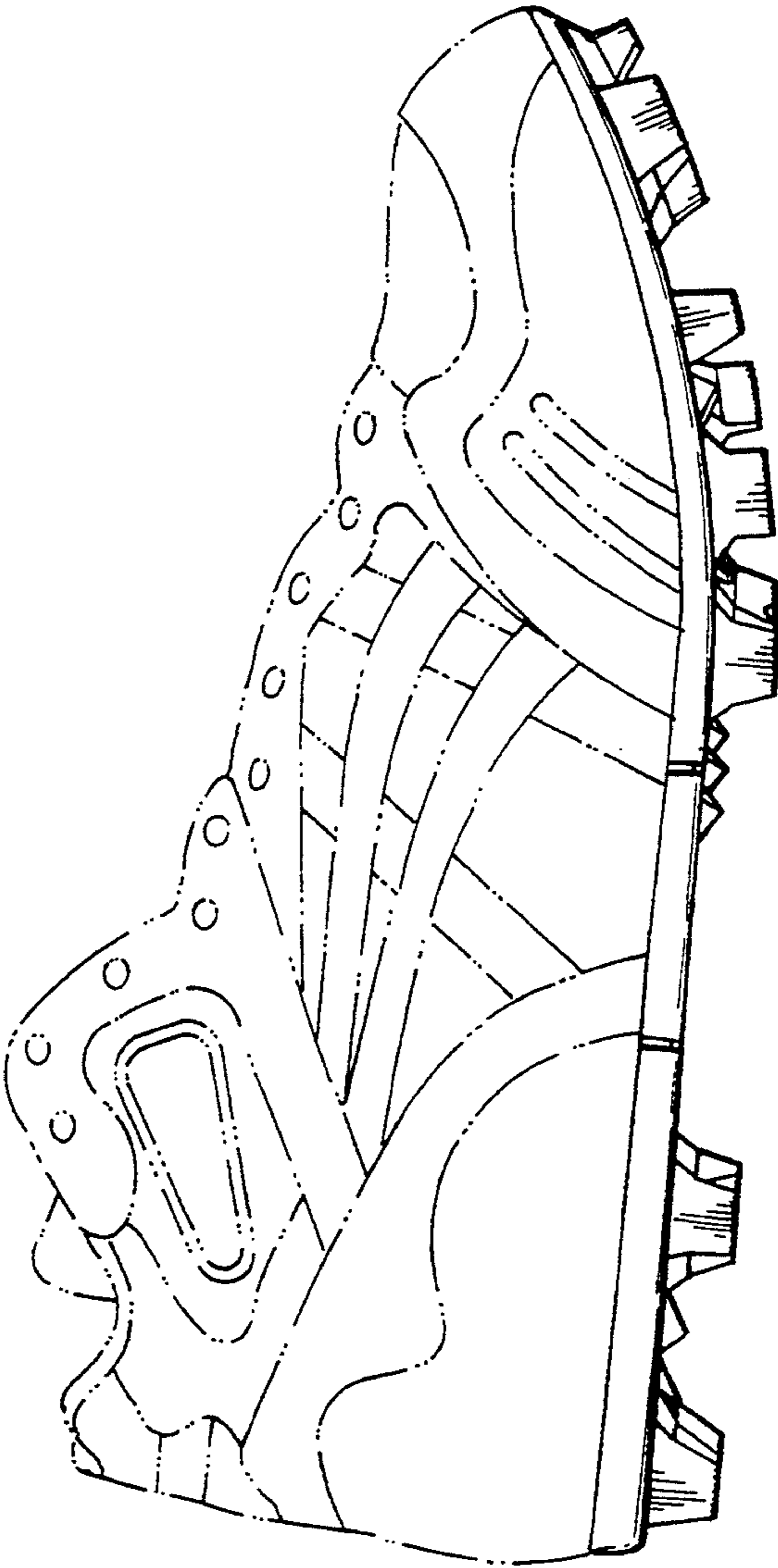


Fig. 2

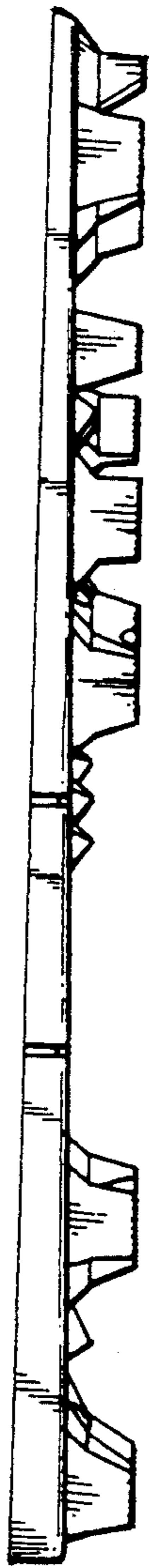


Fig. 3

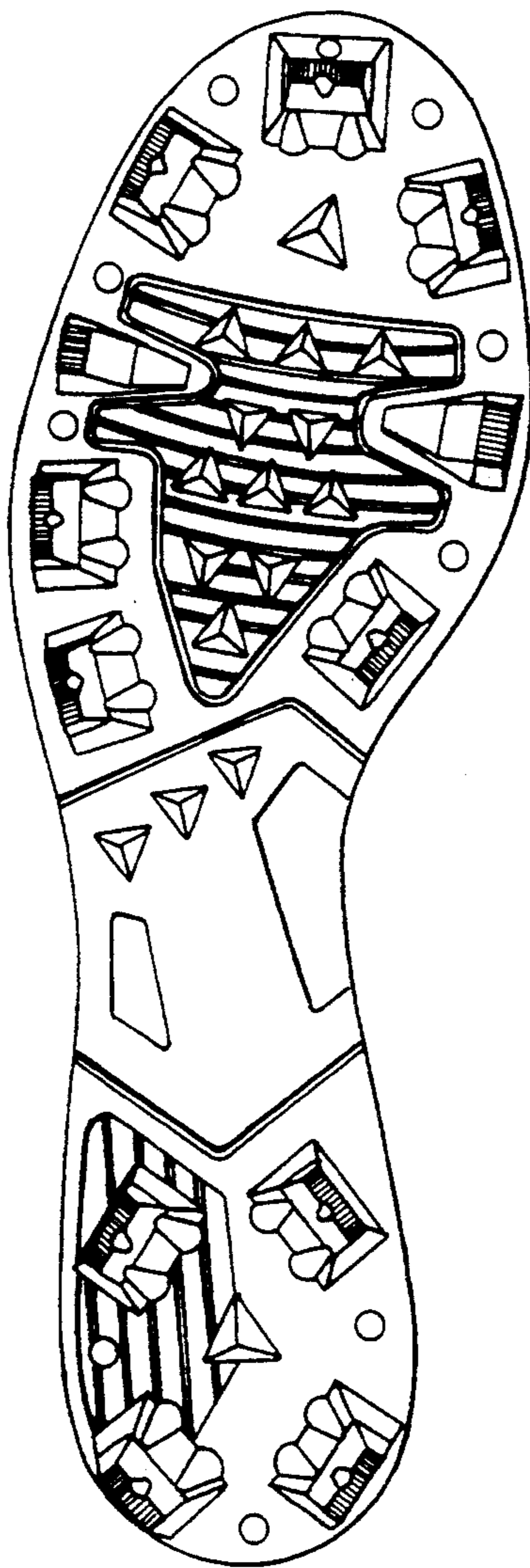


Fig. 4




Fig. 5

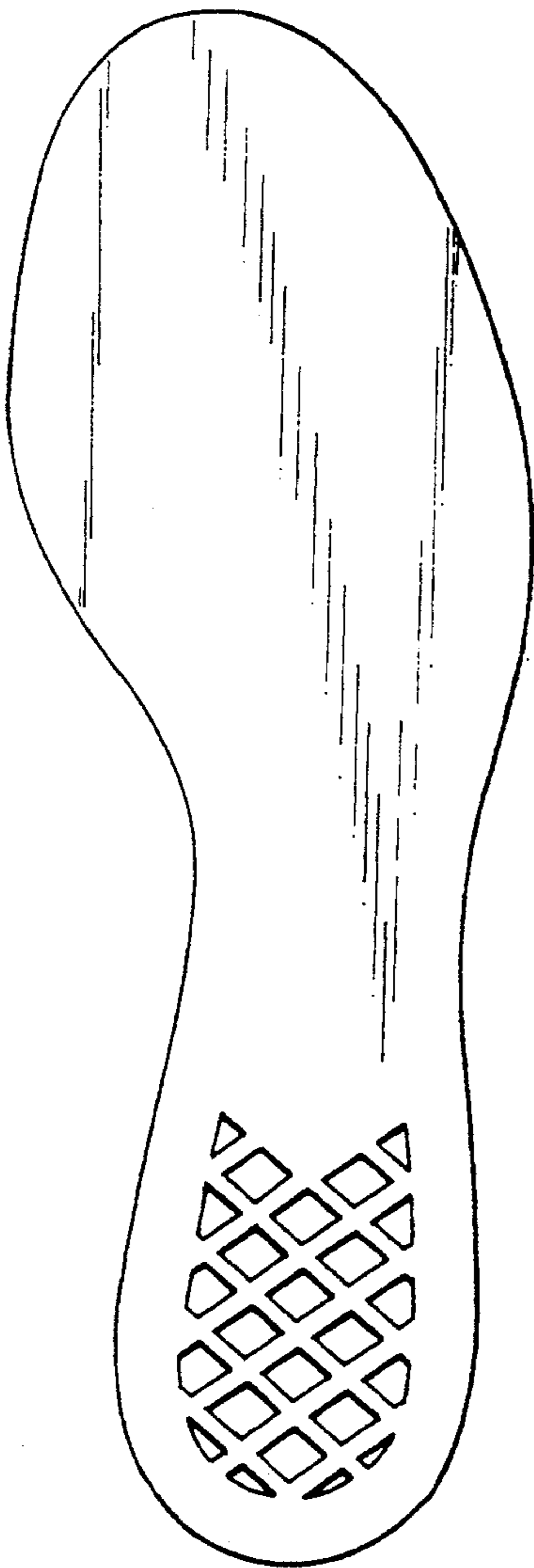


Fig. 6



Fig. 7



Fig. 8

