



US00D351493S

# United States Patent [19] DeCinque

[11] Patent Number: **Des. 351,493**

[45] Date of Patent: **\*\* Oct. 18, 1994**

[54] **WINGED APPLIQUE FOR A SHIRT**

[76] Inventor: **Diane C. DeCinque**, 27 South Hood Ave., Audubon, N.J. 08106

[\*\*] Term: **14 Years**

[21] Appl. No.: **6,889**

[22] Filed: **Apr. 12, 1993**

[52] U.S. Cl. .... **D2/741; D2/853**

[58] Field of Search ..... **D2/739-741, D2/824, 841, 829, 830, 831, 853, 11; 2/94, 95, 88, 126, 243**

4,837,864	6/1989	Thill .	
5,010,589	4/1991	Hamilton .....	2/94
5,079,778	1/1992	Sloot .	
5,175,888	1/1993	Clark .....	2/243
5,274,848	1/1994	Shamblin .....	2/94

*Primary Examiner*—Stella Reid  
*Assistant Examiner*—Celia A. Murphy  
*Attorney, Agent, or Firm*—Richard C. Litman

### [57] CLAIM

The ornamental design for a winged applique for a shirt, as shown and described.

### DESCRIPTION

FIG. 1 is a front perspective view of a winged applique for a shirt showing my new design; FIG. 2 is a front elevational view thereof; FIG. 3 is a top plan view thereof; FIG. 4 is a bottom plan view thereof; FIG. 5 is a left side elevational view thereof, the right side elevational view being a mirror image thereof; and, FIG. 6 is a rear elevational view thereof. The broken lines partially showing a human form in FIGS. 1, 2, and 6 are for illustrative purposes only and forming no part of the claimed design; and the broken lines shown on the claimed article throughout the views being understood to represent conventional stitching.

### [56] References Cited

#### U.S. PATENT DOCUMENTS

D. 045,010	12/1913	Lanier .....	D2/739
D. 127,256	5/1941	Fields .....	D2/824
D. 144,466	4/1946	Miller .....	D2/824
D. 193,497	9/1962	Kelly .....	D2/741
D. 193,498	9/1962	Kelly .....	D2/741
D. 254,816	4/1980	Sloan .	
D. 266,541	10/1982	Perry .	
D. 283,172	4/1986	Johnson .	
D. 310,596	9/1990	Burger .....	D2/824
766,613	8/1904	Greene .....	D2/741
2,334,498	11/1943	Merkent .....	2/126
3,013,797	12/1961	Schwartz .....	D2/741



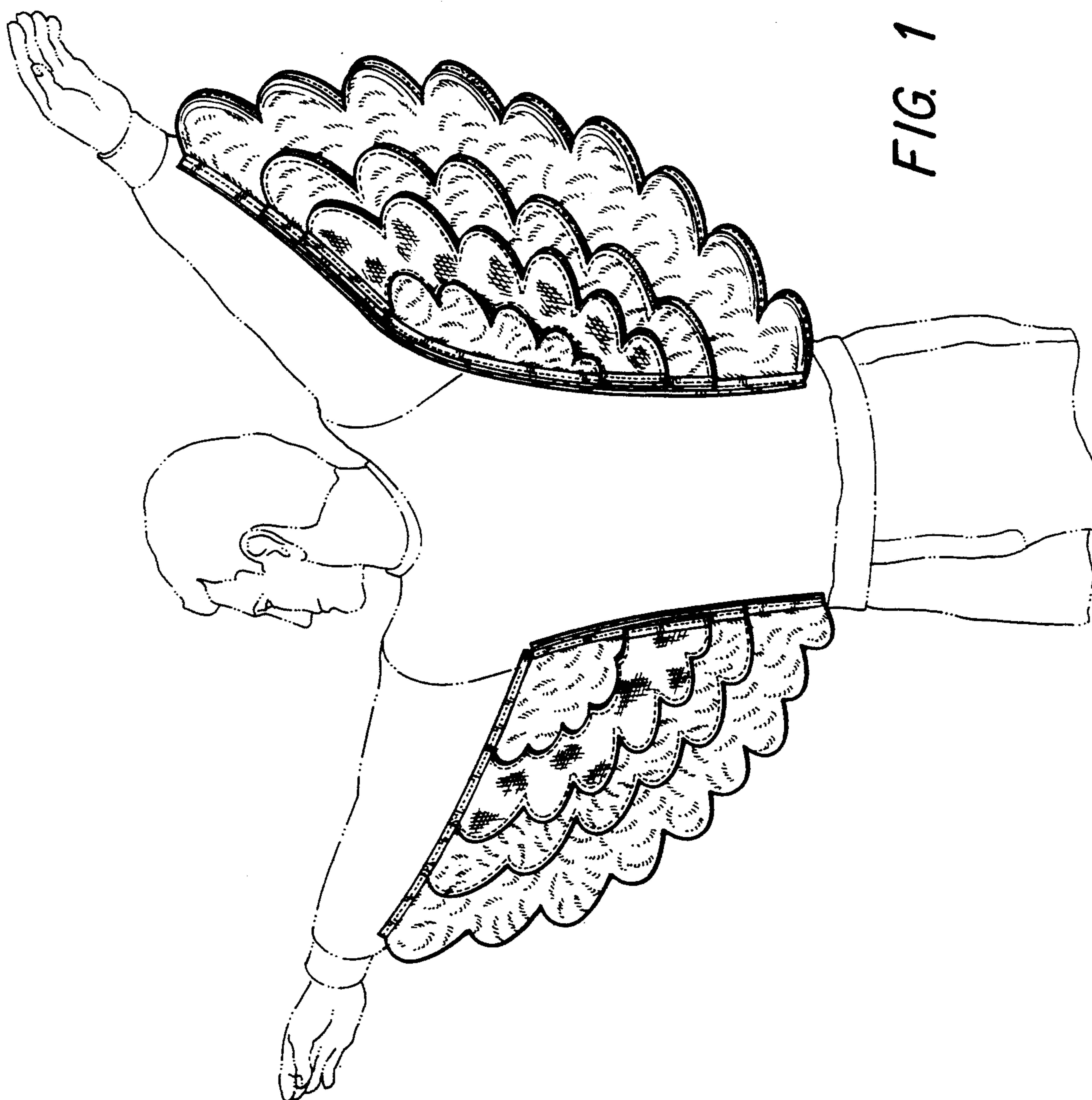


FIG. 1



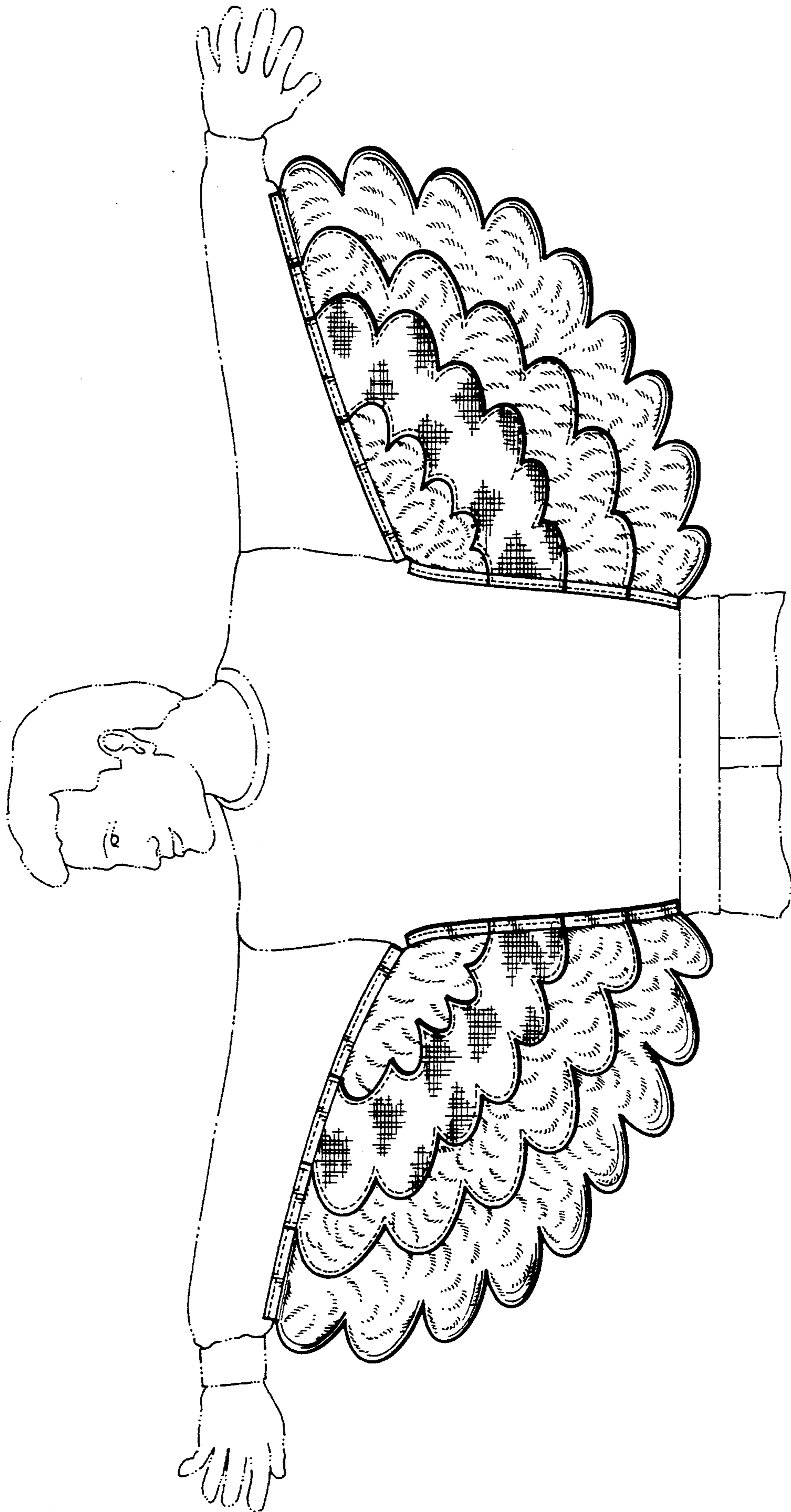


FIG. 2



FIG. 3



FIG. 4



FIG. 5

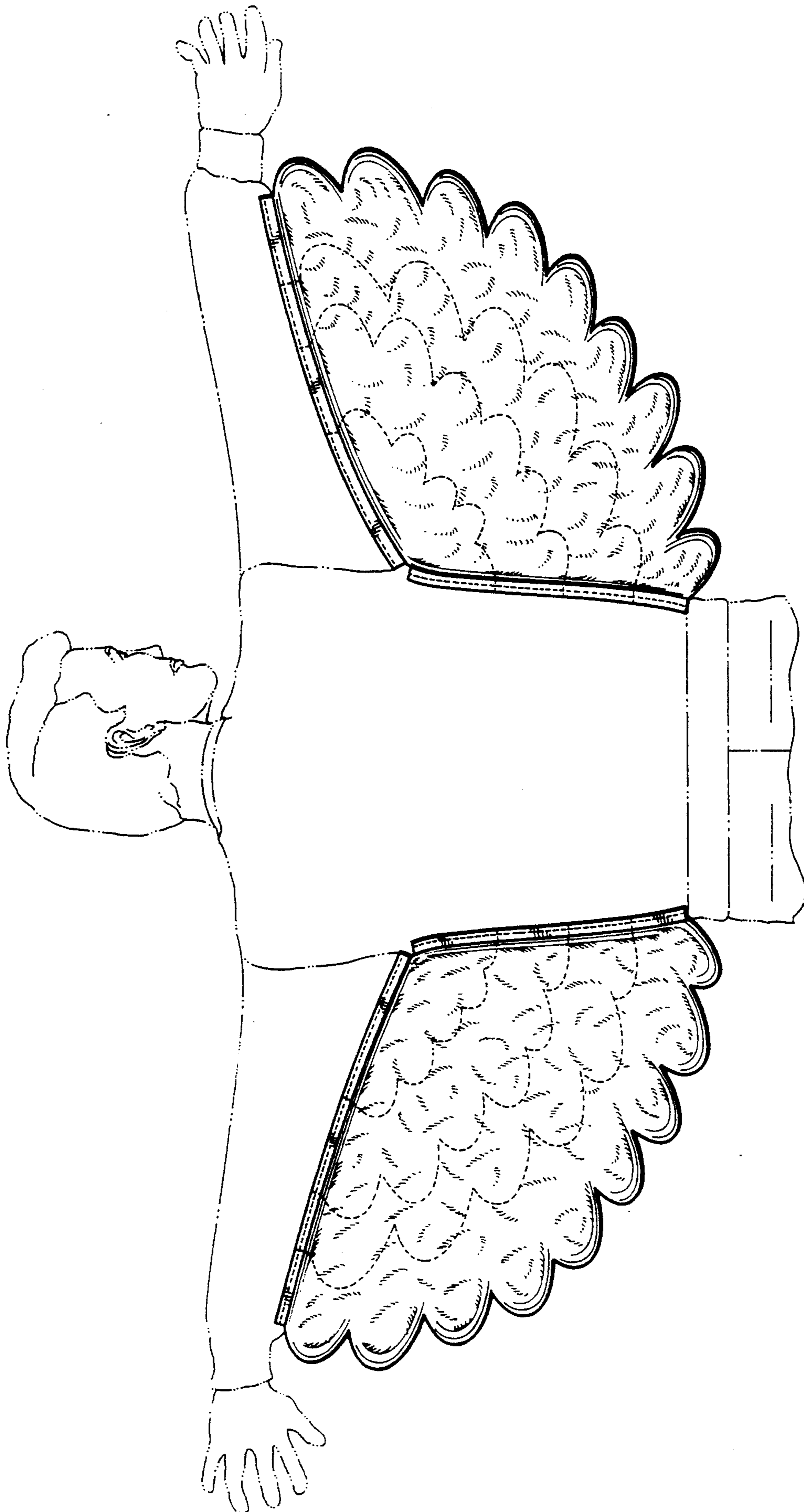


FIG. 6