



US00D351486S

# United States Patent [19] Carranza

[11] Patent Number: **Des. 351,486**  
[45] Date of Patent: **\*\* Oct. 11, 1994**

[54] **PURSE MIRROR**

[75] Inventor: **Victor Carranza**, Colonia  
Independencia, Mexico

[73] Assignee: **Godinger Silver Art Co., Ltd.**,  
Brooklyn, N.Y.

[\*\*] Term: **14 Years**

[21] Appl. No.: **12,452**

[22] Filed: **Aug. 31, 1993**

D. 128,255	7/1941	Gerli	.....	D28/79
D. 142,473	10/1945	Fisk	.....	D28/77 X
D. 158,482	5/1950	Mandel	.....	D6/300 X
D. 212,517	10/1968	Harrison	.....	D28/77
D. 283,990	5/1986	Davidson	.....	D6/581 X
	311,772	2/1885	McLoughlin	..... 40/154
D. 341,722	11/1993	Carranza	.....	D6/303

*Primary Examiner*—Janice E. Seeger  
*Attorney, Agent, or Firm*—Cohen, Pontani, Lieberman,  
Pavane

### Related U.S. Application Data

[62] Division of Ser. No. 724,955, Jul. 2, 1991, Pat. No.  
8,341,722.

[52] U.S. Cl. .... **D28/64.6; D6/303;**  
**D6/309**

[58] Field of Search ..... **D6/581, 300, 303, 309;**  
**40/152, 153, 154; 132/301, 316, 293;**  
**D28/77-79, 81, 82, 64.1-64.7**

### [56] References Cited

#### U.S. PATENT DOCUMENTS



D. 26,422	12/1896	Dickinson	.....	D28/64.6
D. 72,700	5/1927	Escayrac	.....	D28/82
D. 93,278	9/1934	Lawrence	.....	D28/64.4

### [57] CLAIM


The ornamental design for a purse mirror, as shown and described.

### DESCRIPTION

FIG. 1 is a front elevational view of a purse mirror showing my new design;  
FIG. 2 is a side elevational view thereof, as seen from the right side in FIG. 1;  
FIG. 3 is an end elevational view thereof, as seen from the top in FIG. 1;  
FIG. 4 is a rear elevational view thereof;  
FIG. 5 is another side elevational view thereof, as seen from the left side in FIG. 1; and,  
FIG. 6 is another end elevational view thereof, as seen from the bottom in FIG. 1.




*FIG. 1*

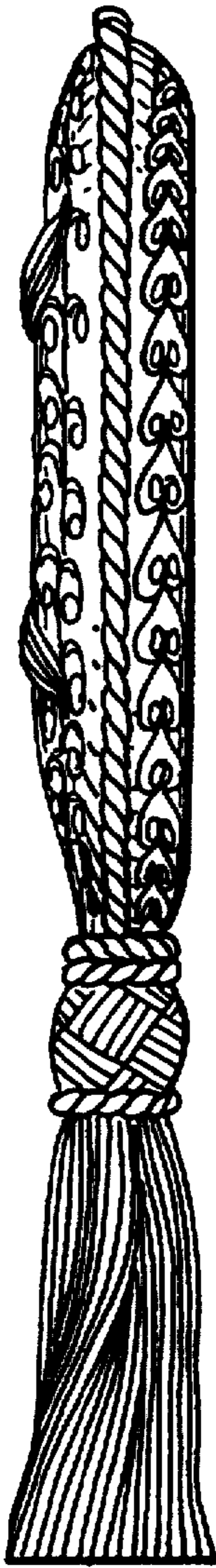


*FIG. 2*

*FIG. 3*



*FIG. 4*



*FIG. 5*



*FIG. 6*