



US00D351472S

United States Patent [19]

[11] Patent Number: Des. 351,472

Mason et al.

[45] Date of Patent: ** Oct. 11, 1994

[54] THERAPEUTIC FLUID CIRCULATION PAD FOR THE EYES

[58] Field of Search 128/399, 400, 401, 402, 128/379-382; D24/206, 207, 200

[75] Inventors: Bradley R. Mason, Olivenhain; Jeffrey T. Mason, Escondido, both of Calif.

[56] References Cited

U.S. PATENT DOCUMENTS

[73] Assignee: Breg, Inc., Vista, Calif.

D. 212,988	12/1968	Katzman et al.	D24/206
2,635,175	4/1953	Hodge	D24/206 X
4,108,146	8/1978	Golden	D24/206 X
5,014,695	5/1991	Benak et al.	128/400
5,086,771	2/1992	Molloy	128/400

[**] Term: 14 Years

[21] Appl. No.: 2,338

Primary Examiner—Stella Reid

[22] Filed: Dec. 7, 1992

Attorney, Agent, or Firm—Rodney F. Brown

Related U.S. Application Data

[57] CLAIM

[63] Continuation-in-part of Ser. No. 851,345, Mar. 12, 1992, Pat. No. Des. 345,609, which is a continuation-in-part of Ser. No. 767,494, Sep. 30, 1991, Pat. No. 5,241,951, which is a continuation-in-part of Ser. No. 578,508, Sep. 5, 1990, Pat. No. 5,080,089, and a continuation-in-part of Ser. No. 906,407, Jul. 1, 1992, which is a continuation-in-part of Ser. No. 767,494, Sep. 30, 1991, Pat. No. 5,241,951, which is a continuation-in-part of Ser. No. 578,508, Sep. 5, 1990, Pat. No. 5,080,089.

The ornamental design for a therapeutic fluid circulation pad for the eyes, as shown.

DESCRIPTION

[52] U.S. Cl. D24/206; D24/200

FIG. 1 is a top perspective view of a therapeutic fluid circulation pad for the eyes showing our design; FIG. 2 is a back elevational view thereof; FIG. 3 is a side elevational view thereof; FIG. 4 is a front elevational view thereof; FIG. 5 is a top plan view thereof; and, FIG. 6 is a bottom plan view thereof.

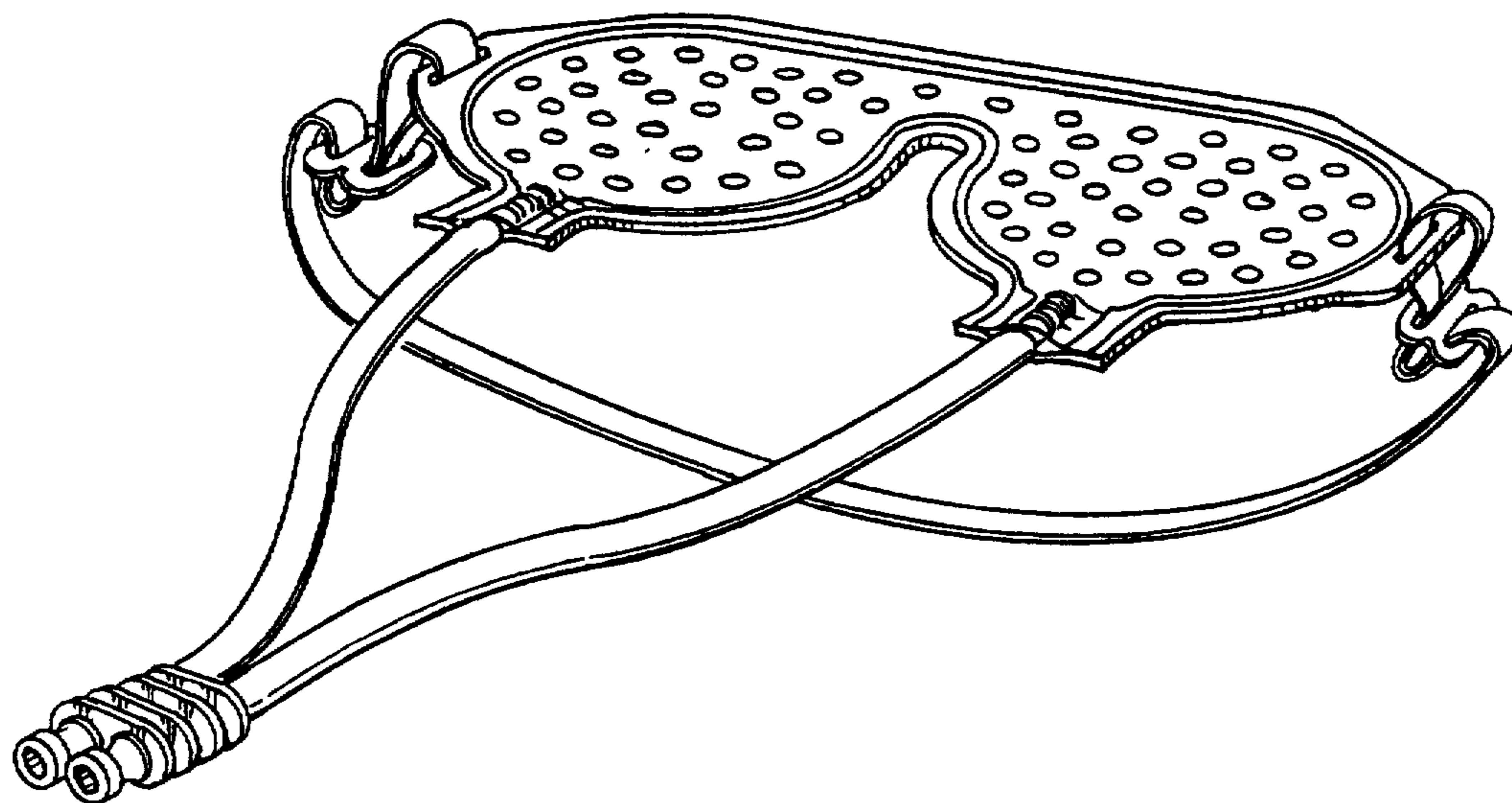


Fig. 1

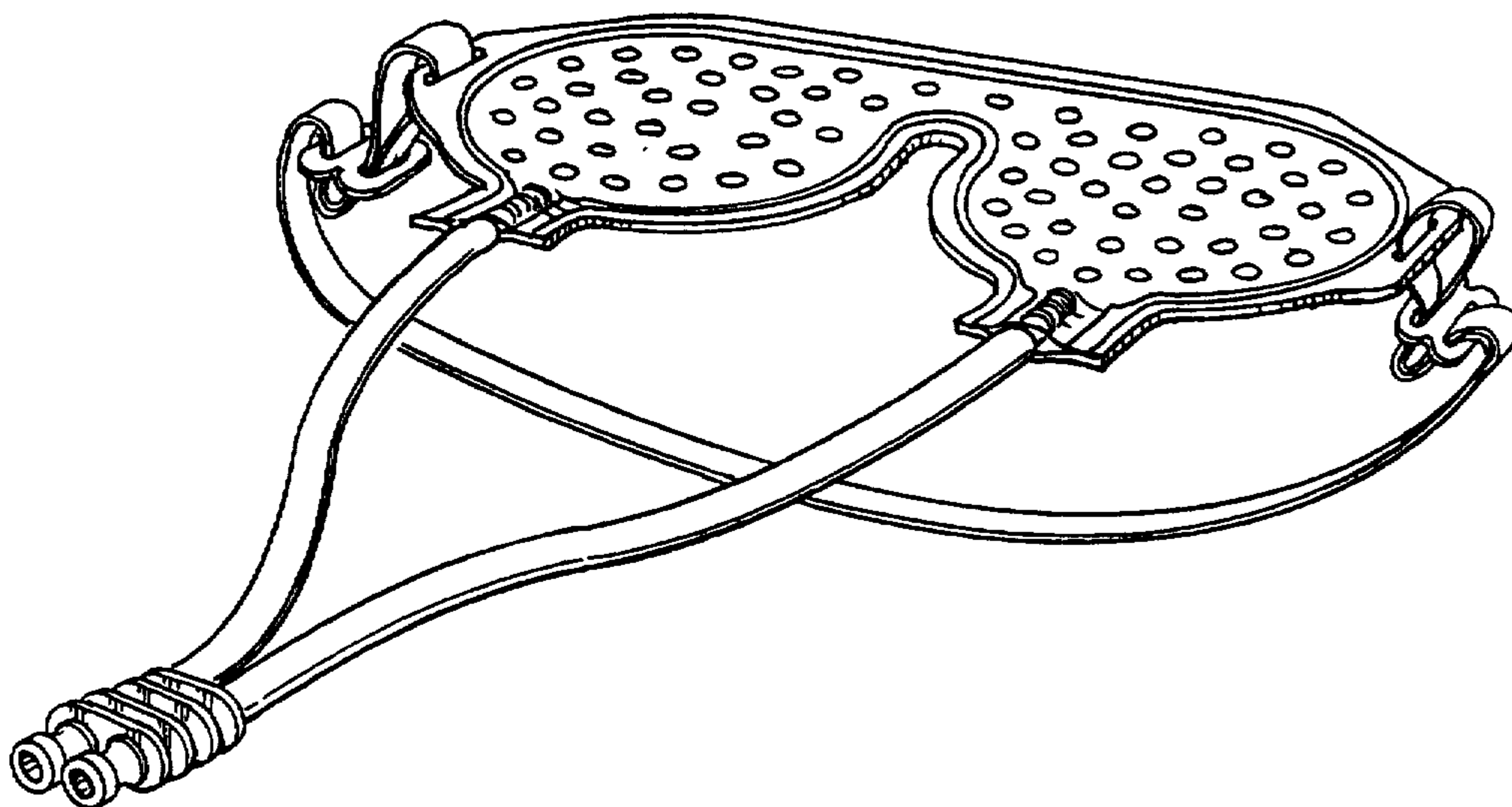


Fig. 2

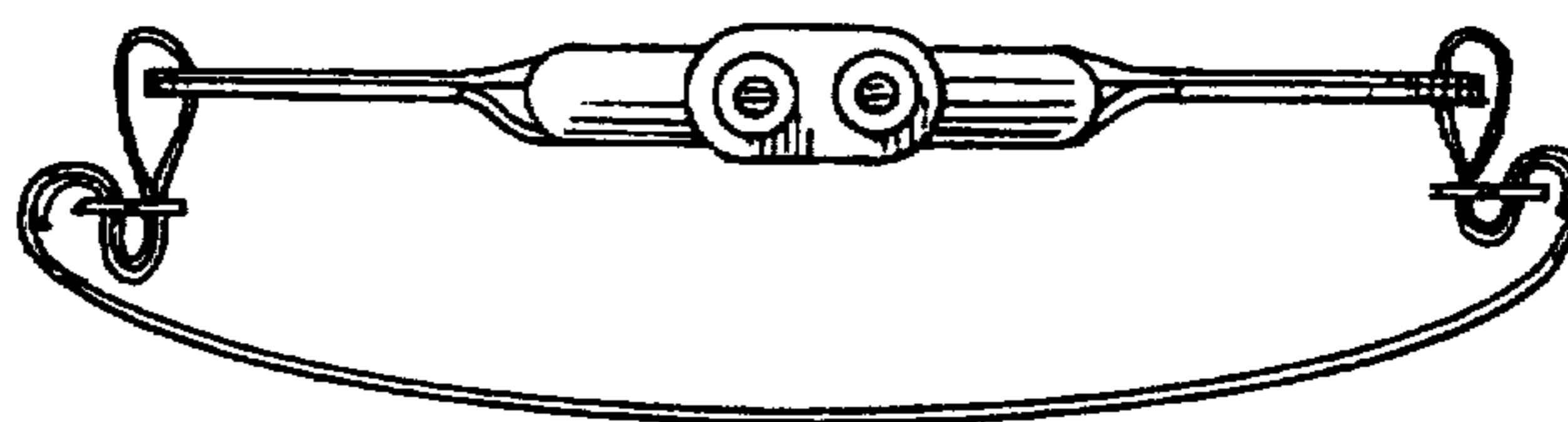


Fig. 3





Fig. 4



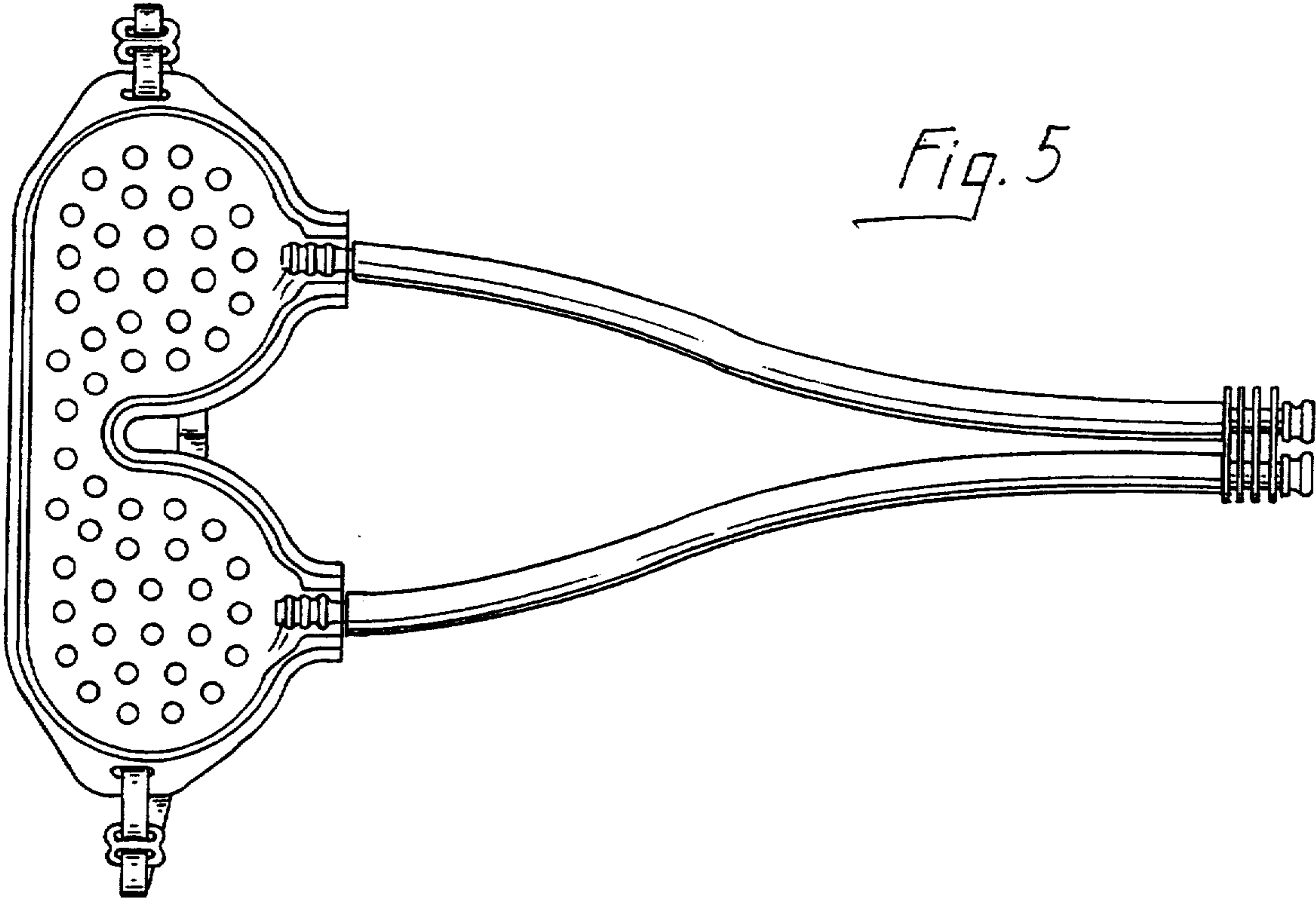


Fig. 5

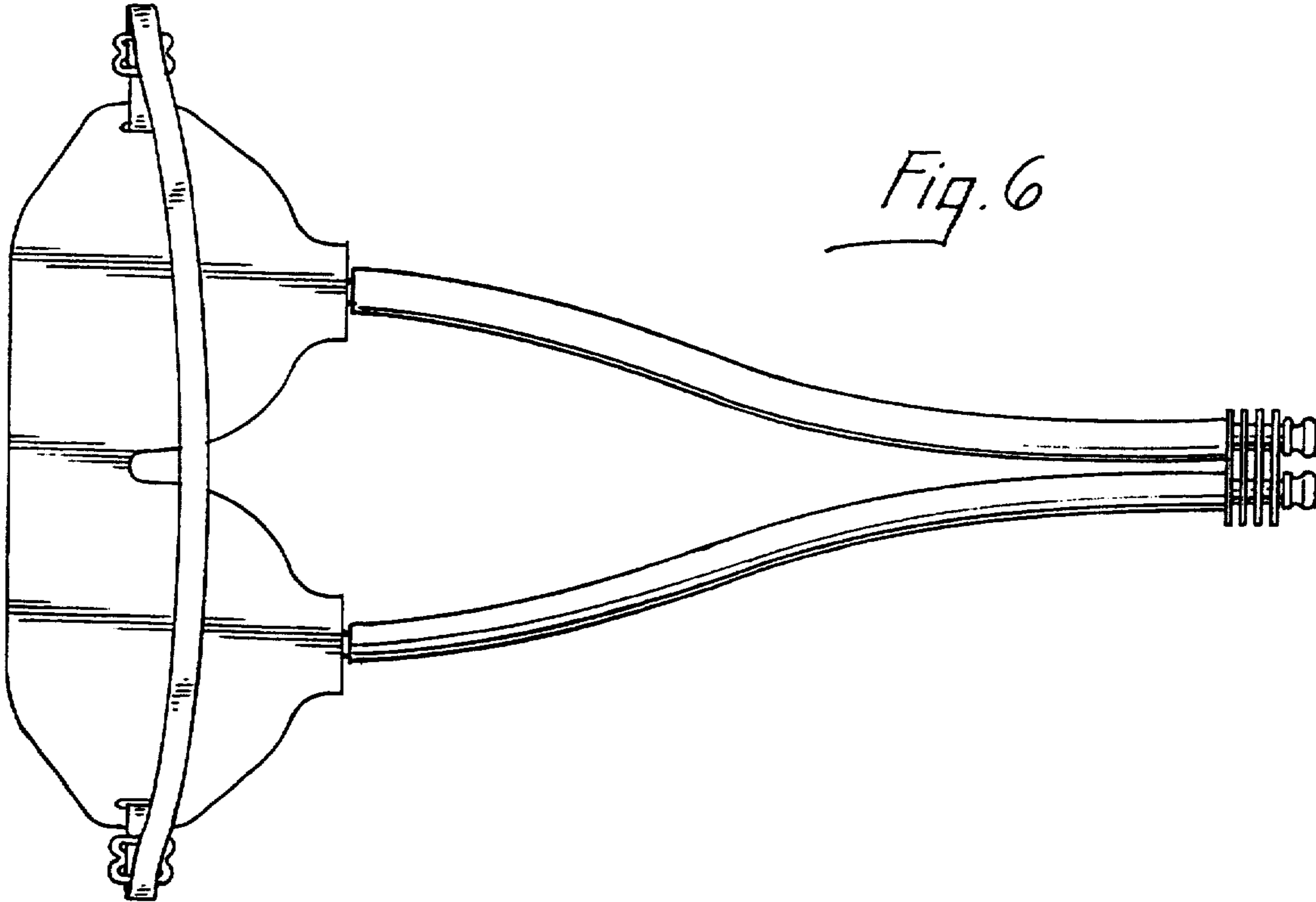


Fig. 6