



US00D351448S

**United States Patent** [19]  
**Fisher**

[11] **Patent Number: Des. 351,448**

[45] **Date of Patent: \*\* Oct. 11, 1994**

[54] **ELASTIC PISTOL GRIP COVER**

D. 335,698 5/1993 Lett, Jr. .... D22/108

[76] **Inventor: Robert L. Fisher, 5227 Monterey Rd., Riverside, Calif. 92506**

*Primary Examiner*—A. Hugo Word  
*Assistant Examiner*—Doris V. Coles

[\*\*] **Term: 14 Years**

[57] **CLAIM**

[21] **Appl. No.: 2,711**

The ornamental design for an elastic pistol grip cover, as shown and described.

[22] **Filed: Dec. 17, 1992**

**DESCRIPTION**

[52] **U.S. Cl. .... D22/108**

[58] **Field of Search .... 42/71.02, 74, 59; D22/108, 104**

FIG. 1 is a view of one side of the design showing it related to a pistol and is a mirror opposite of the other side thereof;

FIG. 2 is a front view of the design;

FIG. 3 is a rear view of the design;

FIG. 4 is a top view the design; and,

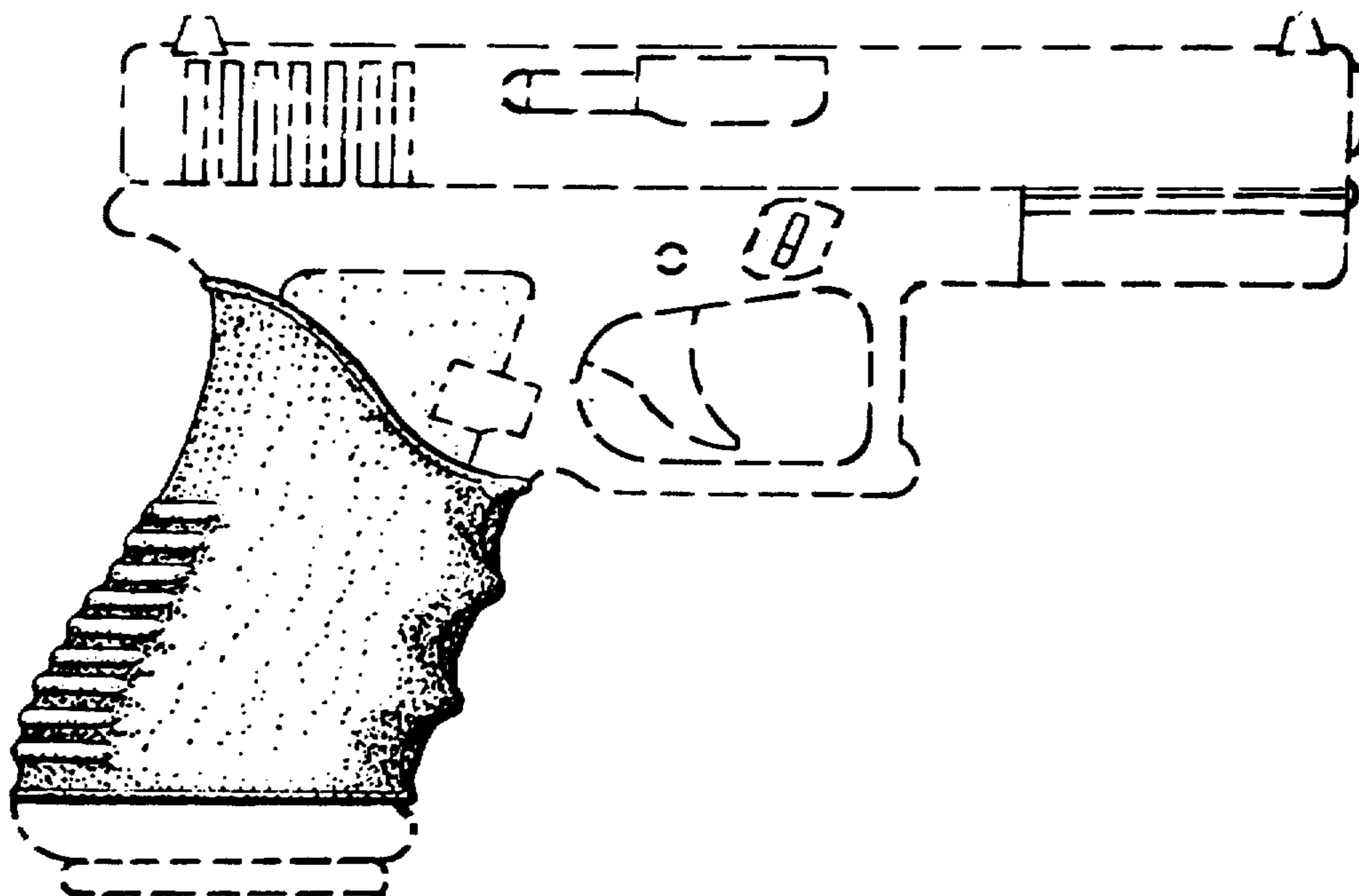
FIG. 5 is a bottom view of the design.

The broken line showing of a pistol in FIG. 1 is for illustrative purposes only and forms no part of the claimed design.

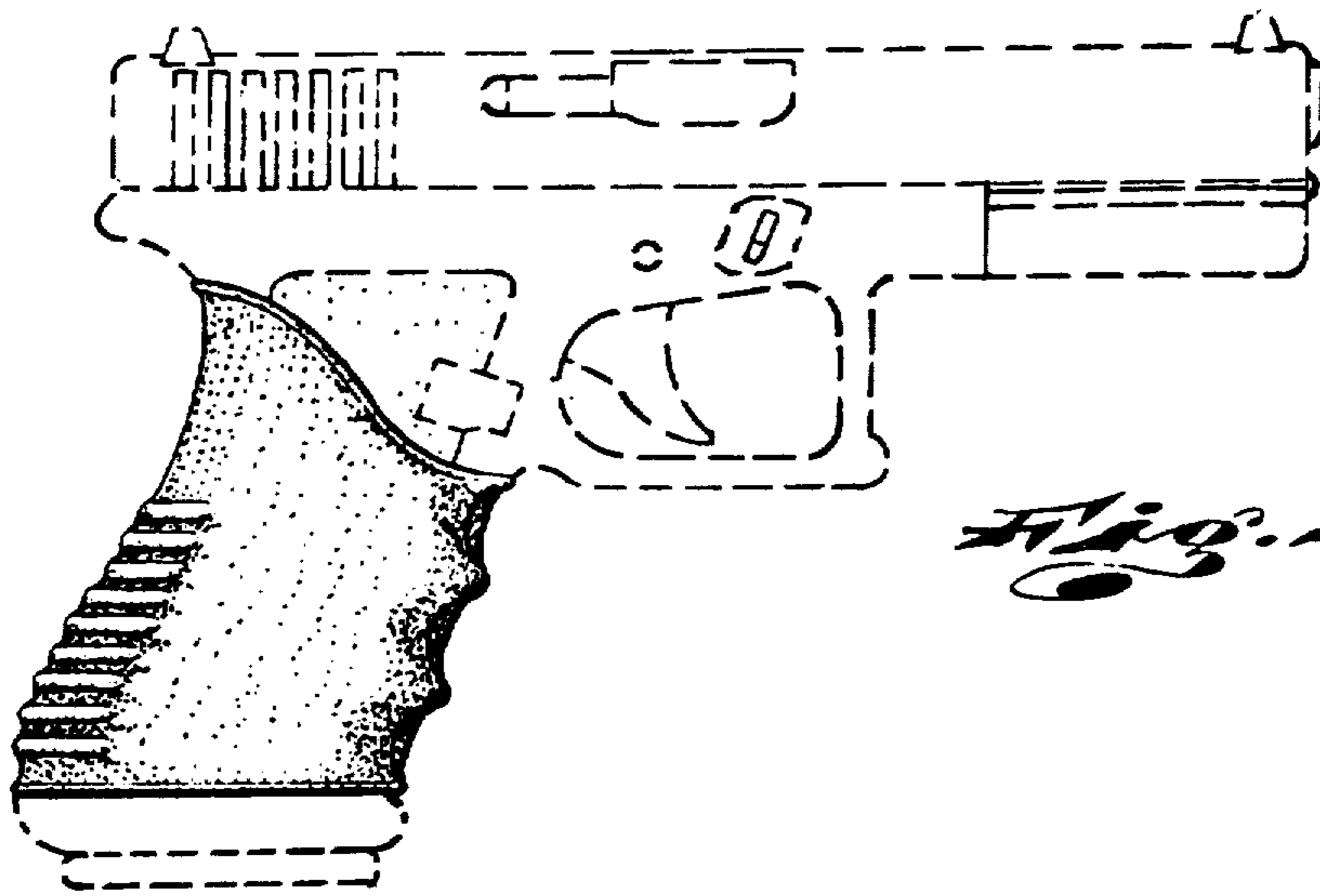
[56] **References Cited**

**U.S. PATENT DOCUMENTS**

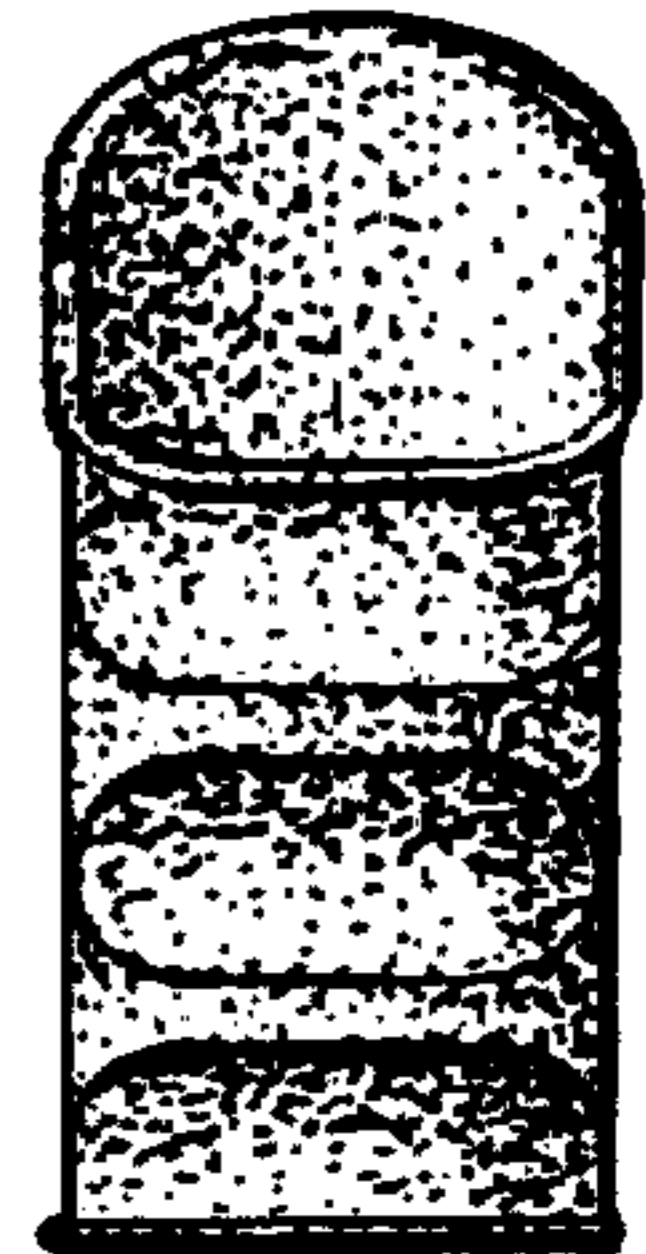
- D. 260,799 9/1981 Bianchi ..... D22/104
- D. 271,229 11/1983 Pachmayr et al. .... D22/104
- D. 293,357 12/1987 Ruger et al. .... D22/108
- D. 325,953 5/1992 Vecchiarelli ..... D22/108




*Fig. 1.*



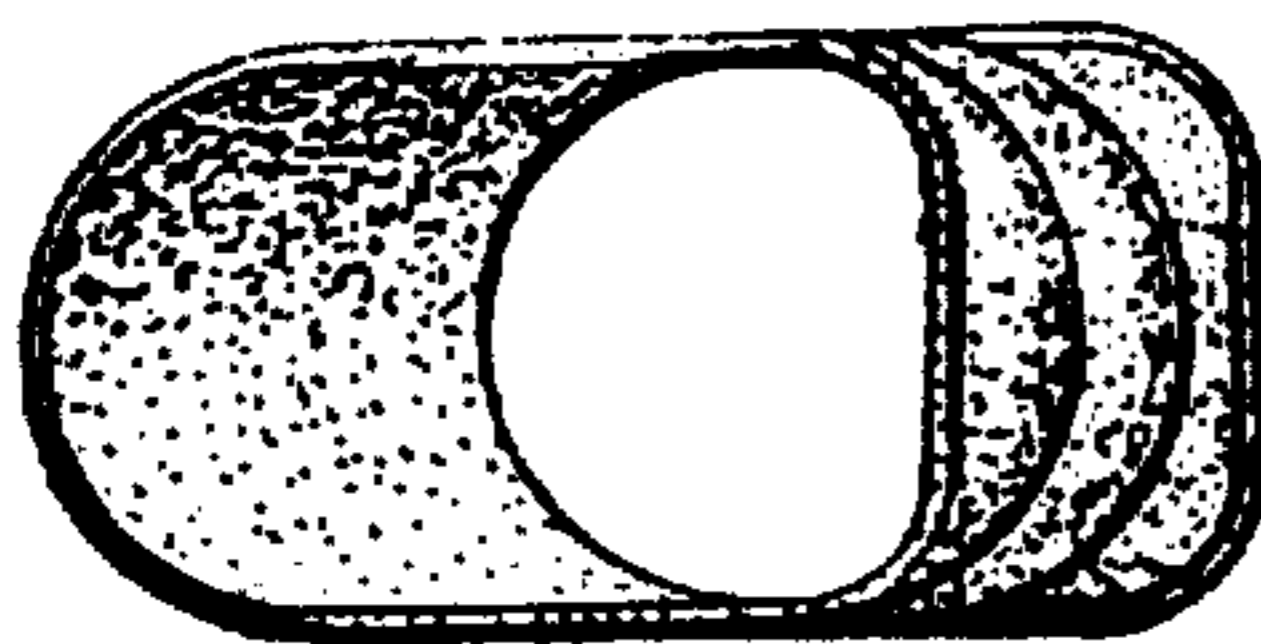
*Fig. 2.*



*Fig. 4.*



*Fig. 5.*



*Fig. 3.*

