



US00D351430S

United States Patent [19]

[11] Patent Number: **Des. 351,430**

Barr

[45] Date of Patent: **** Oct. 11, 1994**

[54] **CONTROLLER FOR VIDEO GAME MACHINE**

[75] Inventor: **Lance Barr**, Redmond, Wash.

[73] Assignee: **Nintendo Co., Ltd.**, Japan

[**] Term: **14 Years**

[21] Appl. No.: **9,671**

[22] Filed: **Jun. 21, 1993**

[30] **Foreign Application Priority Data**

Mar. 8, 1993 [JP] Japan 6613

[52] U.S. Cl. **D21/48**

[58] Field of Search 273/148 B, 433-438, 273/DIG. 28; D21/13, 48, 1

[56] **References Cited**

U.S. PATENT DOCUMENTS

D. 297,953	10/1988	Yasuda et al.	D21/48
D. 318,074	7/1991	Haung	D21/48
D. 319,081	8/1991	Ishiwata	D21/48
4,469,330	9/1984	Asher	.	
4,552,360	11/1985	Bromley et al.	.	
4,575,622	3/1986	Pellegrini	273/434 X
4,816,622	3/1989	Holloway	.	
5,059,958	10/1991	Jacobs et al.	273/148 B X

FOREIGN PATENT DOCUMENTS

WO84/03051 8/1984 PCT Int'l Appl. .

OTHER PUBLICATIONS

Playthings, Sep. 1988, p. 49, top right of the page.

Primary Examiner—Prabhakar G. Deshmukh
Attorney, Agent, or Firm—Nixon & Vanderhye

[57] **CLAIM**

The ornamental design for a controller for a video game machine, as shown.

DESCRIPTION

FIG. 1 is a top plan view of a controller for video game machine;
FIG. 2 is a bottom plan view thereof;
FIG. 3 is a front elevational view thereof;
FIG. 4 is a rear elevational view thereof;
FIG. 5 is a right side view thereof;
FIG. 6 is a left side view thereof;
FIG. 7 is a front, top and left side perspective view thereof; and,
FIG. 8 is a rear, bottom and right side perspective view thereof.




FIG. 1

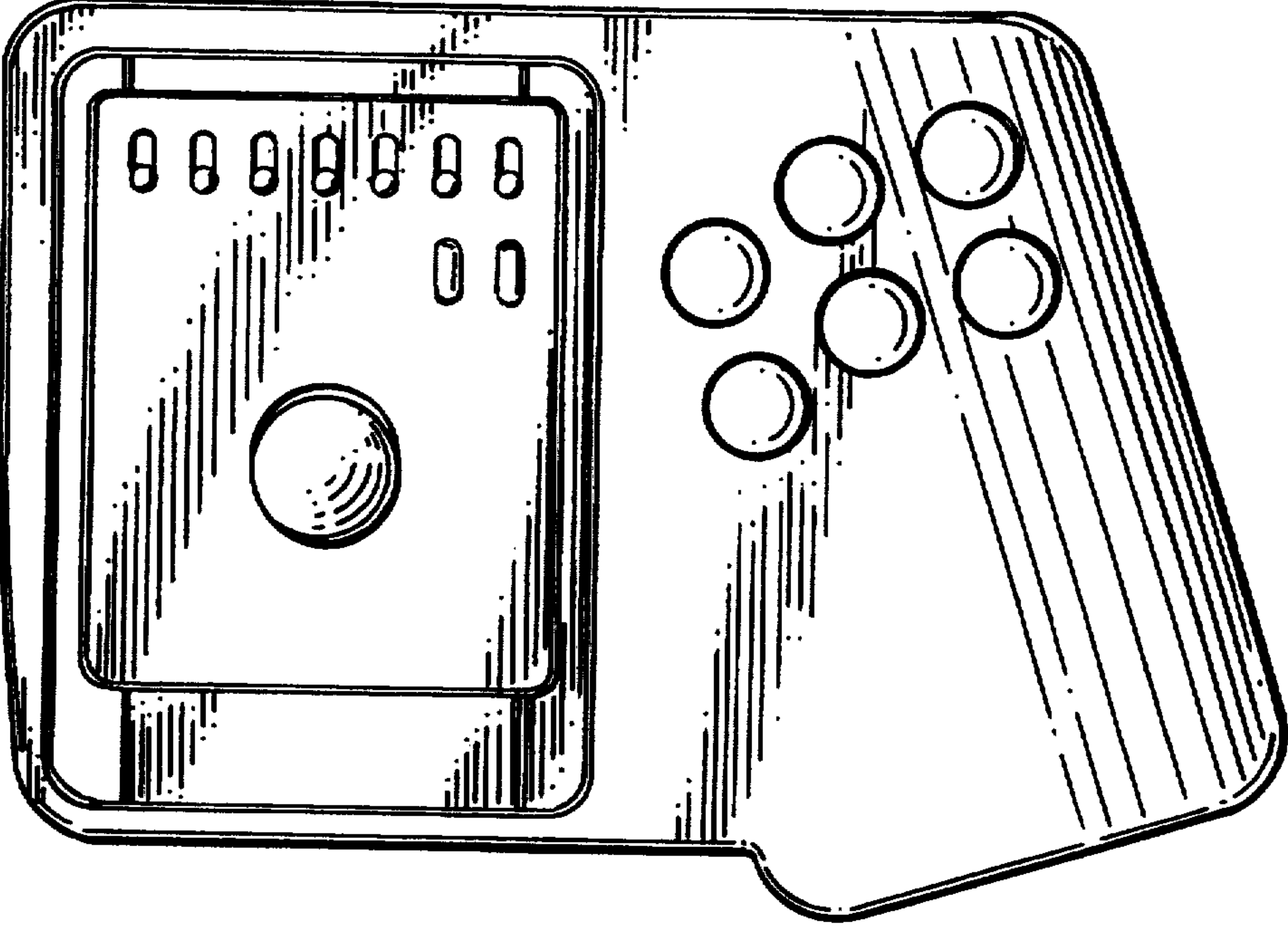


FIG. 2

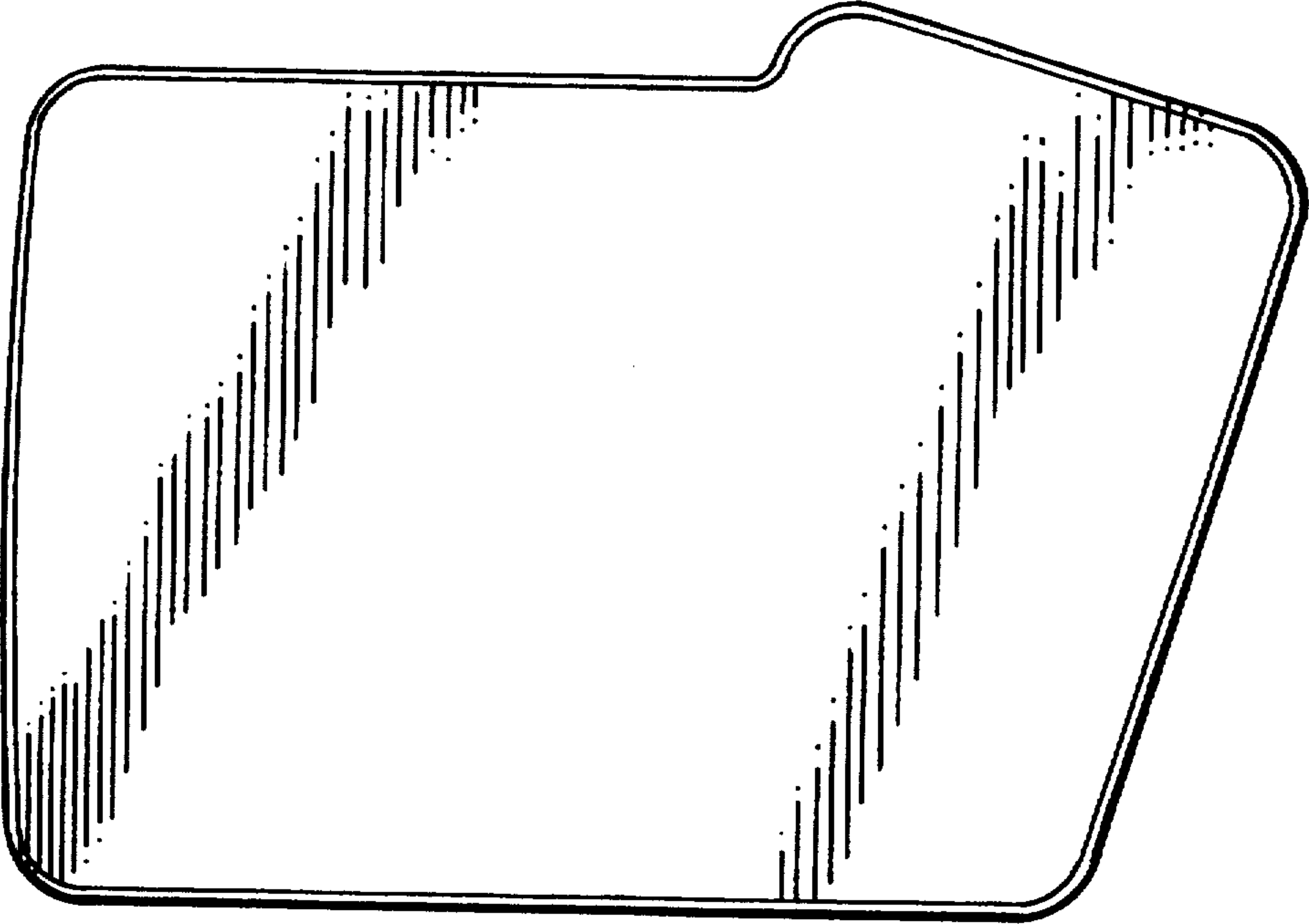


FIG. 3

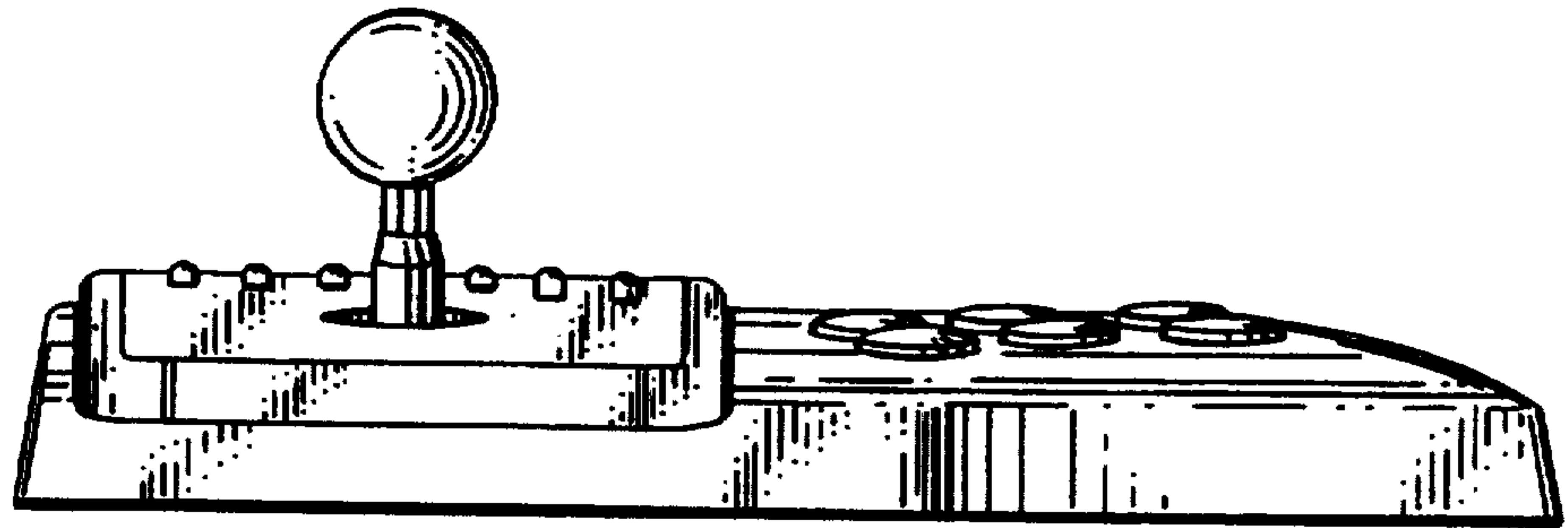


FIG. 4




FIG. 5




FIG. 6

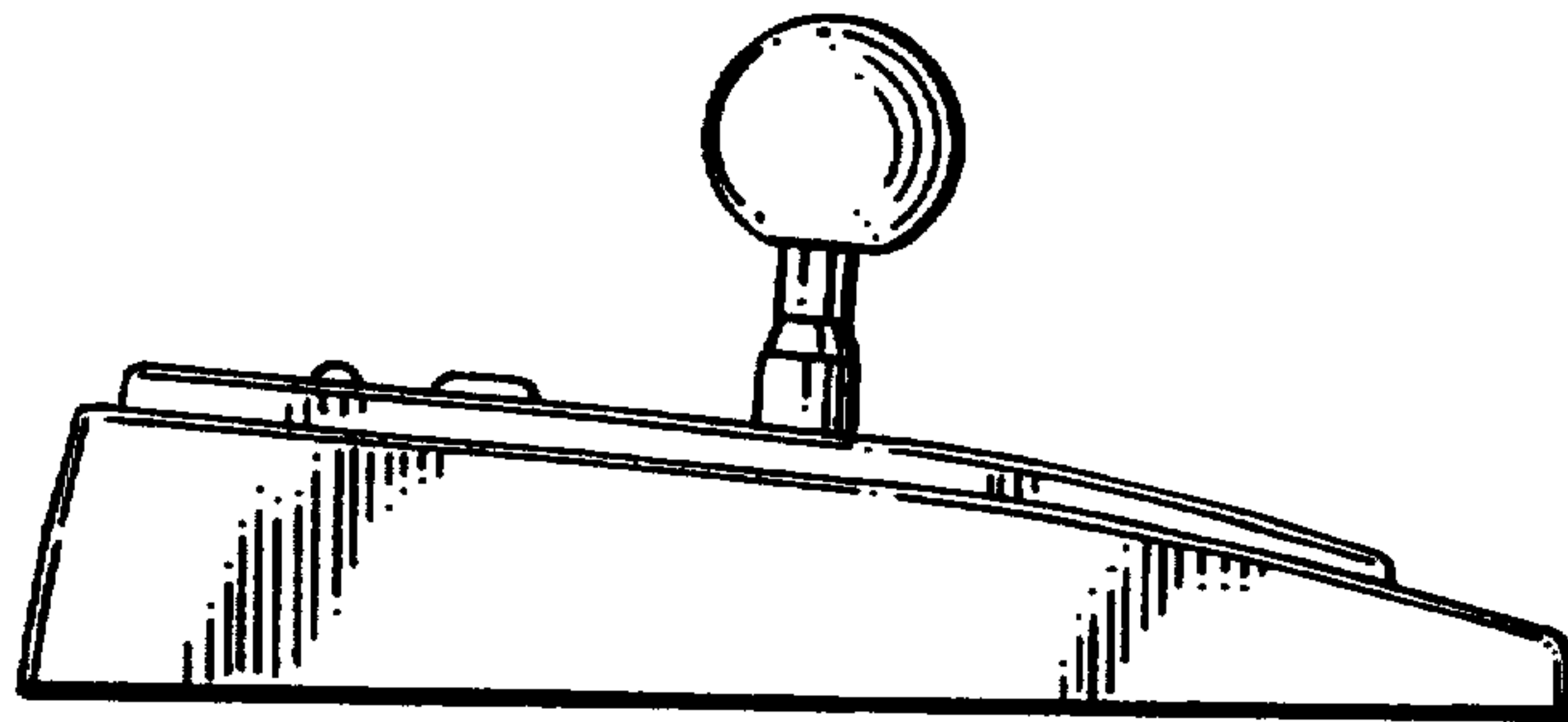


FIG. 7




FIG. 8

