



US00D351417S

**United States Patent** [19]  
**Oka**

[11] **Patent Number: Des. 351,417**

[45] **Date of Patent: \*\* Oct. 11, 1994**

[54] **CAP FOR A WRITING INSTRUMENT**

[75] **Inventor: Shigeo Oka, Tokyo, Japan**

[73] **Assignee: Pentel Kabushiki Kaisha, Tokyo, Japan**

[\*\*] **Term: 14 Years**

[21] **Appl. No.: 912,177**

[22] **Filed: Jul. 13, 1992**

[30] **Foreign Application Priority Data**

Apr. 16, 1992 [JP] Japan ..... 4-11395

[52] **U.S. Cl. .... D19/57; D19/51**

[58] **Field of Search ..... 401/202, 213, 243-247; D19/35, 36, 41, 40, 51, 54-58, 81-85**

[56] **References Cited**

**U.S. PATENT DOCUMENTS**

D. 310,684 9/1990 Itoh ..... D19/57

D. 317,324 6/1991 Chuang ..... D19/56 X  
D. 317,625 6/1991 Itoh ..... D19/56 X  
D. 325,221 4/1992 Ito ..... D19/51 X  
D. 331,780 12/1992 Cheng ..... D19/51 X  
D. 338,686 8/1993 Ito ..... D19/57

*Primary Examiner—Martie Thompson  
Attorney, Agent, or Firm—Wenderoth, Lind & Ponack*

[57] **CLAIM**

The ornamental design for a cap for a writing instrument, as shown and described.

**DESCRIPTION**

FIG. 1 is a top, right side perspective view of a cap for a writing instrument showing my new design; FIG. 2 is a front elevational view thereof; FIG. 3 is a left side elevational view thereof; FIG. 4 is a top plan view thereof; FIG. 5 is a bottom plan view thereof; and, FIG. 6 is a rear elevational view thereof.

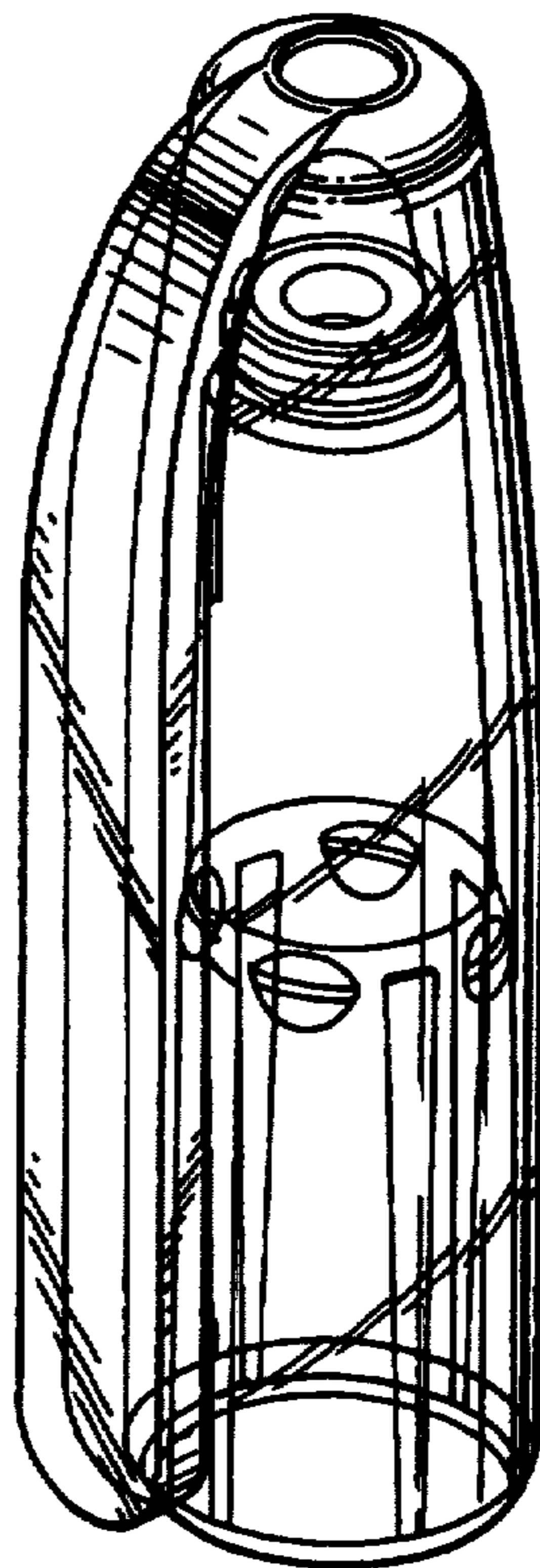


FIG. 1

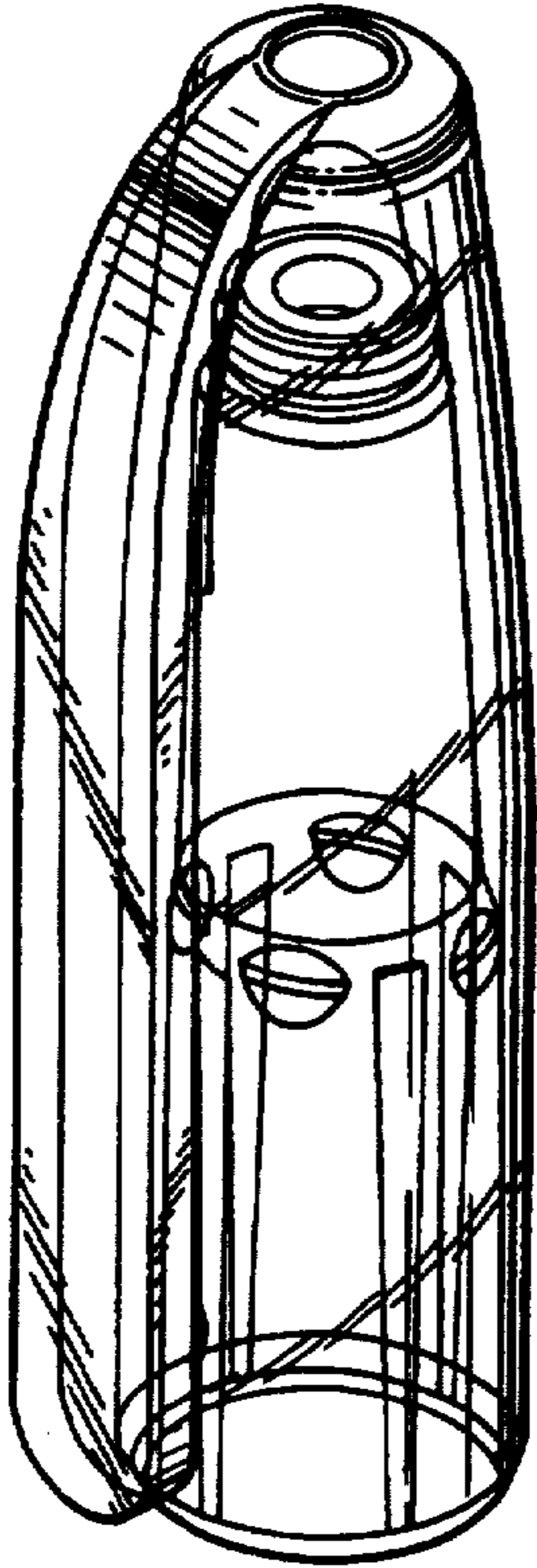


FIG. 2




FIG. 3




FIG. 4



FIG. 5




FIG. 6

