



US00D351404S

# United States Patent [19]

Hood et al.

[11] Patent Number: **Des. 351,404**

[45] Date of Patent: **\*\* Oct. 11, 1994**

[54] **CALCULATOR WITH DUAL ADVERTISING SPACES FOR SHOPPING CART HANDLE**

[75] Inventors: **Charles H. Hood; John P. Ewert,** both of Tulsa, Okla.

[73] Assignee: **ADDvantage Media Group, Inc.,** Tulsa, Okla.

[\*\*] Term: **14 Years**

[21] Appl. No.: **841,085**

[22] Filed: **Mar. 2, 1992**

[52] U.S. Cl. .... **D18/7**

[58] Field of Search ..... **235/1 D, 1 R; D18/1, D18/2, 6, 7, 11; D34/21, 27**

[56] **References Cited**

**U.S. PATENT DOCUMENTS**

- D. 227,770 7/1973 Yamamoto .
- D. 287,730 12/1986 Stoll .
- D. 321,577 11/1991 Ellis et al. .
- D. 328,607 8/1992 Brennan ..... D18/7
- 3,251,543 5/1966 Bush ..... 235/1 R
- 3,314,601 4/1967 Voo .
- 4,334,278 6/1982 Marmon .
- 4,446,528 5/1984 Marmon .
- 4,450,994 5/1984 Holland .
- 4,454,414 6/1984 Benton .
- 4,458,320 7/1984 Sutton .
- 4,496,058 1/1985 Harris .
- 4,512,504 4/1985 Owlett .
- 4,685,701 8/1987 Amundson .
- 4,802,575 2/1989 Martin .
- 4,858,353 8/1989 Krebs .
- 4,892,192 1/1990 Hague .
- 4,901,901 2/1990 Reitenour .
- 4,954,003 9/1990 Shea .

- 5,048,736 9/1991 Anatra .
- 5,176,392 1/1993 Graebe, Jr. .... D34/27 X

**FOREIGN PATENT DOCUMENTS**

8701440.8 3/1987 Fed. Rep. of Germany .

**OTHER PUBLICATIONS**

The "ShopCal" brochure.  
*Visual Merchandising & Store Design*, May 1989, p. 63.

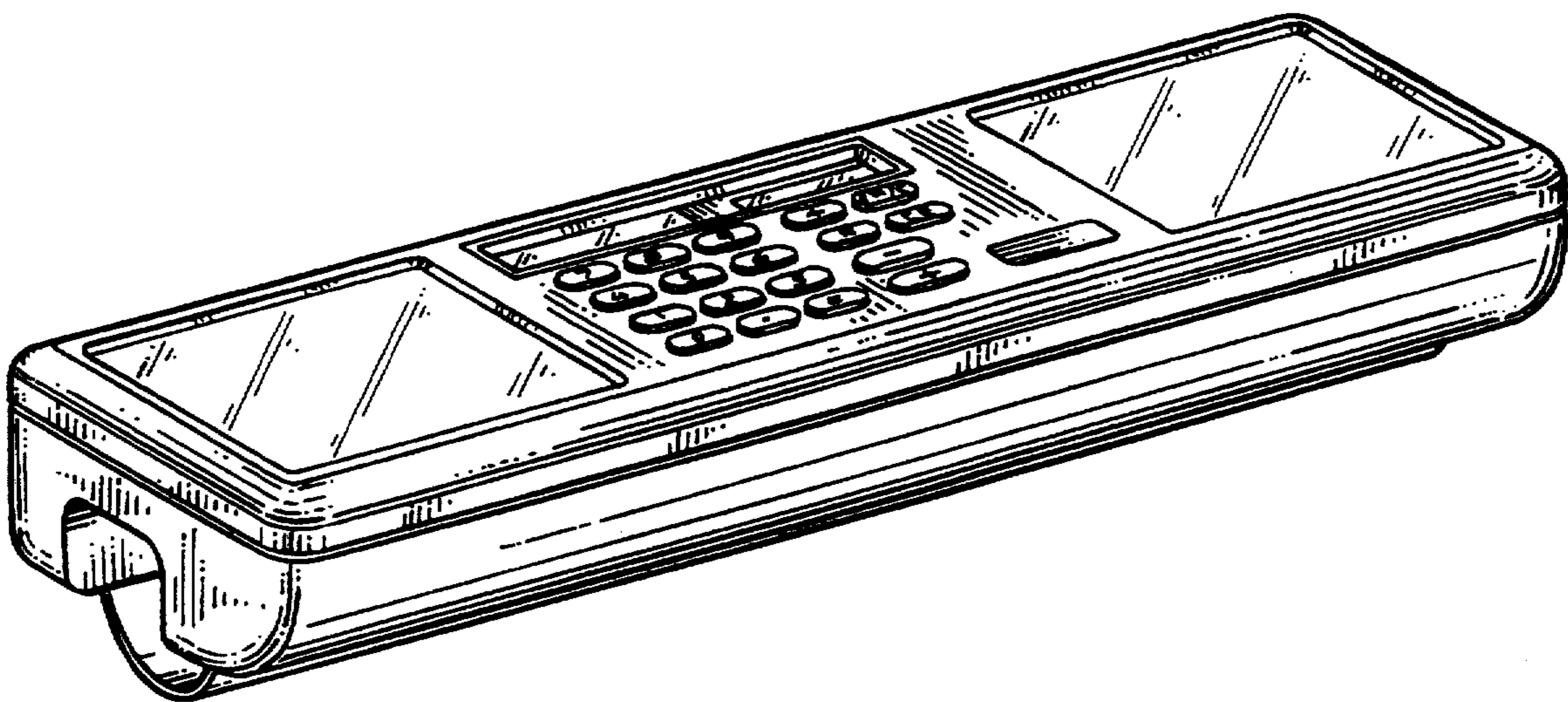
*Primary Examiner*—Alan P. Douglas  
*Assistant Examiner*—Robert M. Spear  
*Attorney, Agent, or Firm*—Arnold, White & Durkee

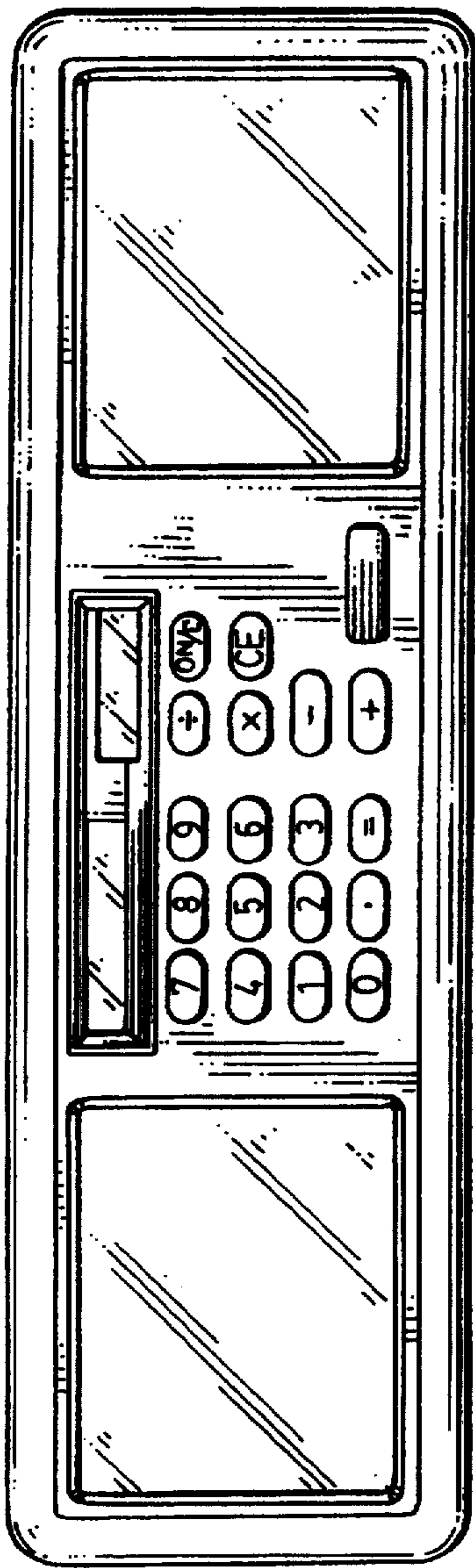
[57] **CLAIM**

The ornamental design for a calculator with dual advertising spaces for shopping cart handle, as shown and described.

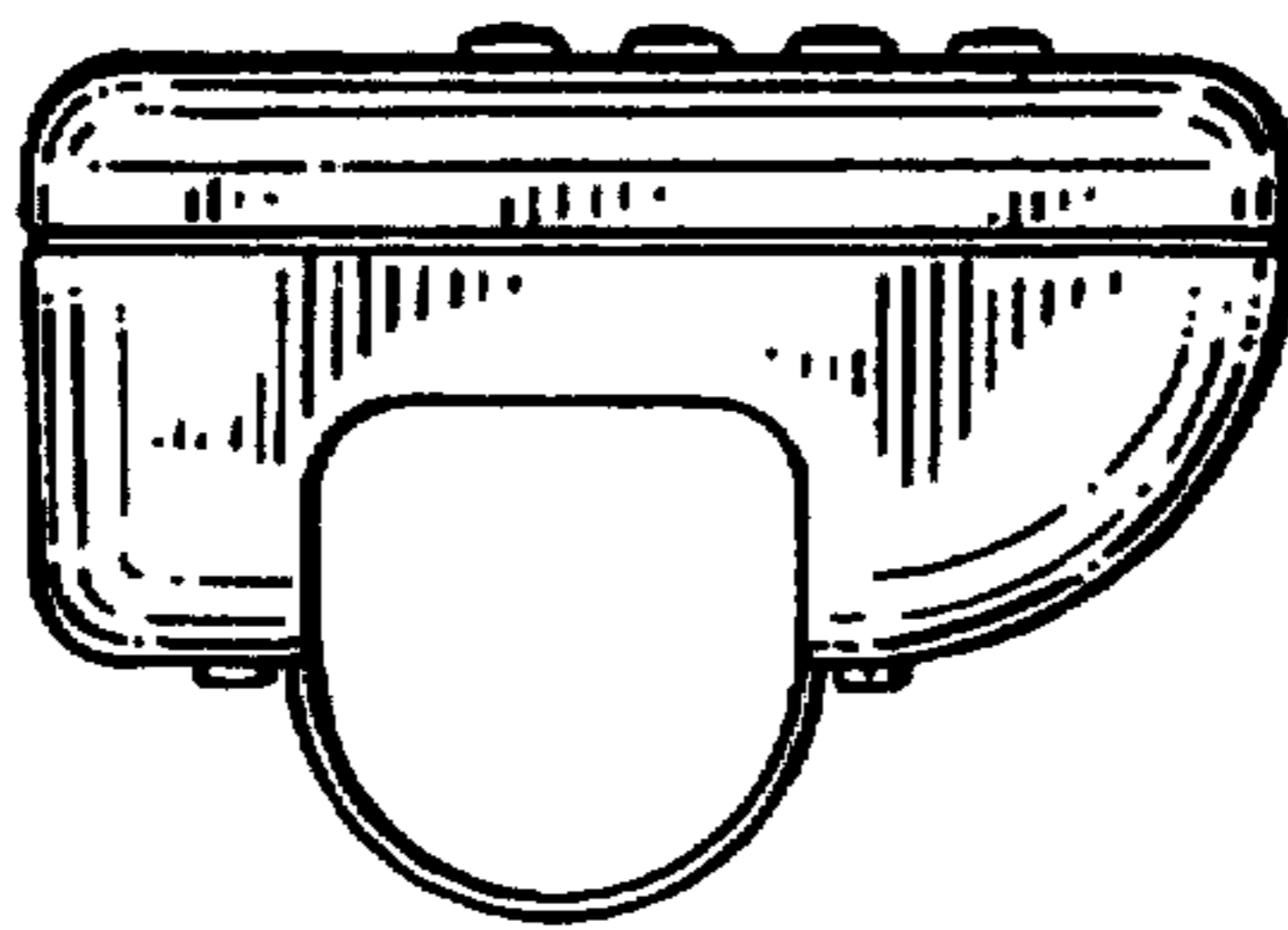
**DESCRIPTION**

FIG. 1 is a front view of a calculator with dual advertising spaces for shopping cart handle, showing my new design;  
 FIG. 2 is a left side view;  
 FIG. 3 is a right side view;  
 FIG. 4 is a bottom view;  
 FIG. 5 is a top view;  
 FIG. 6 is a rear view;  
 FIG. 7 is a left side view of a second embodiment of my new design;  
 FIG. 8 is a right side view of the second embodiment;  
 FIG. 9 is a view of the second embodiment;  
 FIG. 10 is a top view of the second embodiment;  
 FIG. 11 is a rear view of the second embodiment; and,  
 FIG. 12 is a perspective view of the embodiment of FIG. 1.






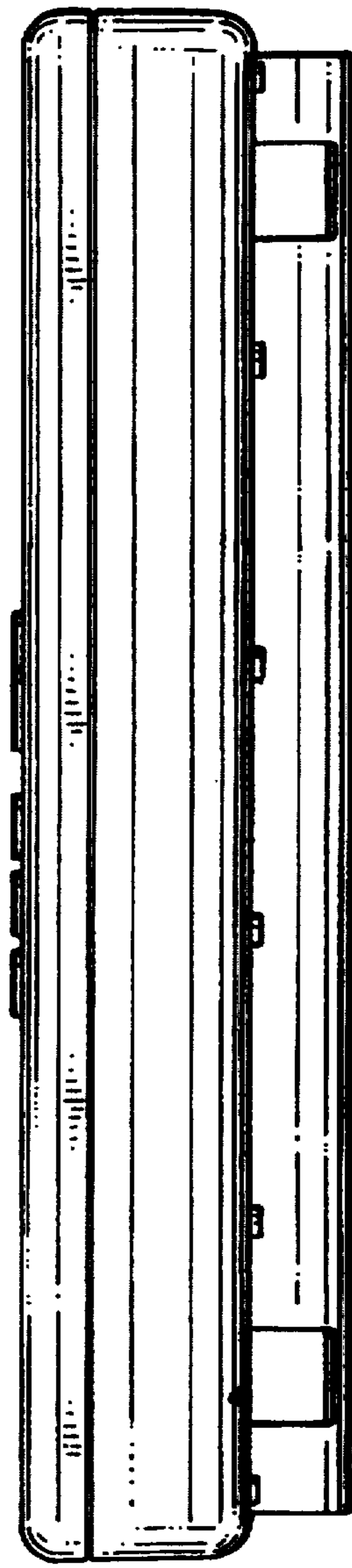
**Fig. 1**



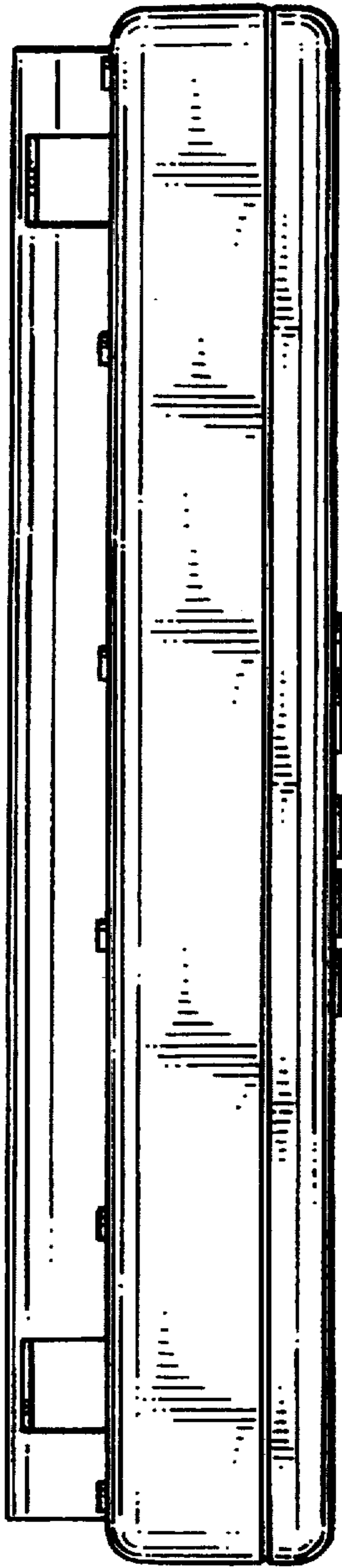
**Fig. 2**



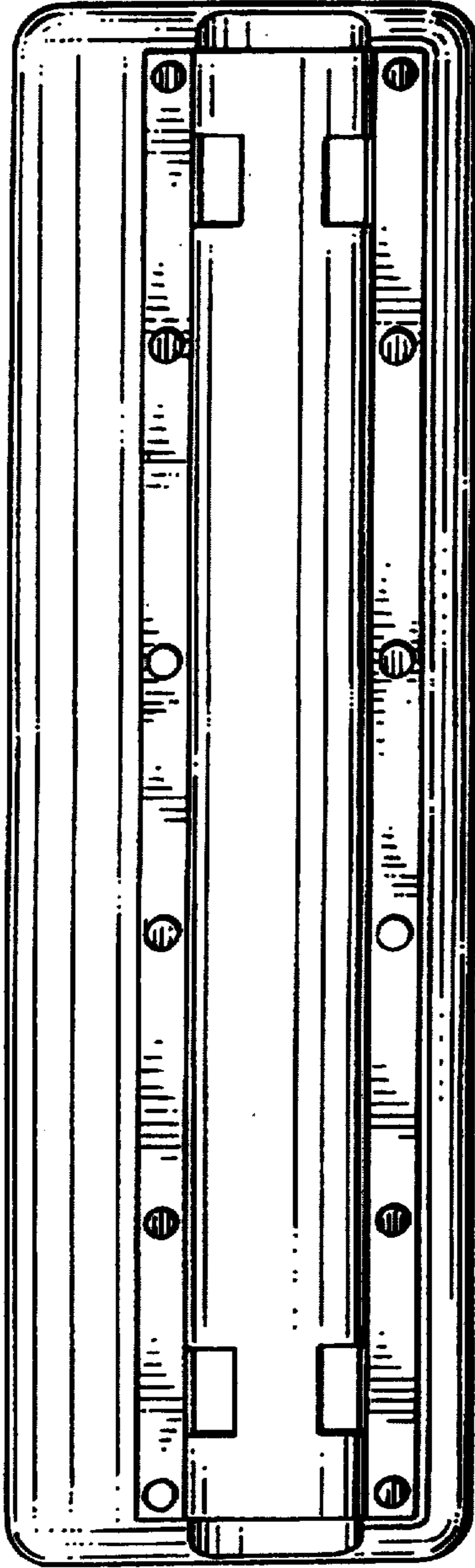
**Fig. 3**



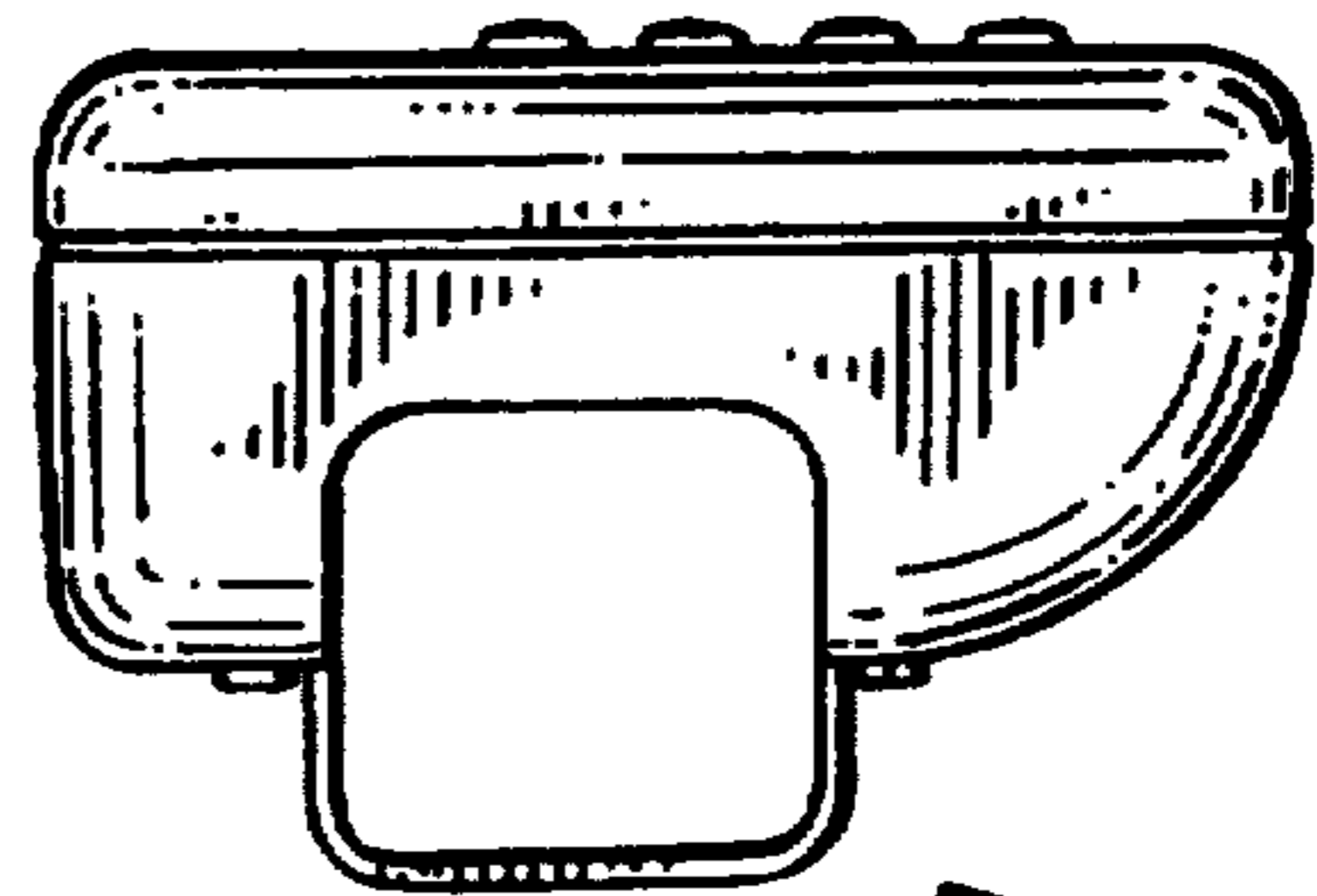
**Fig. 4**




**Fig. 5**



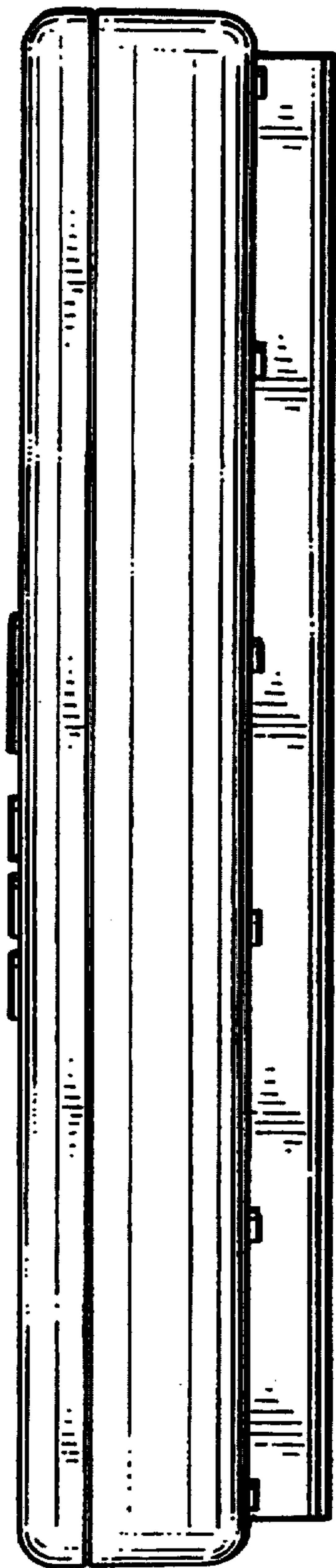
**Fig. 6**



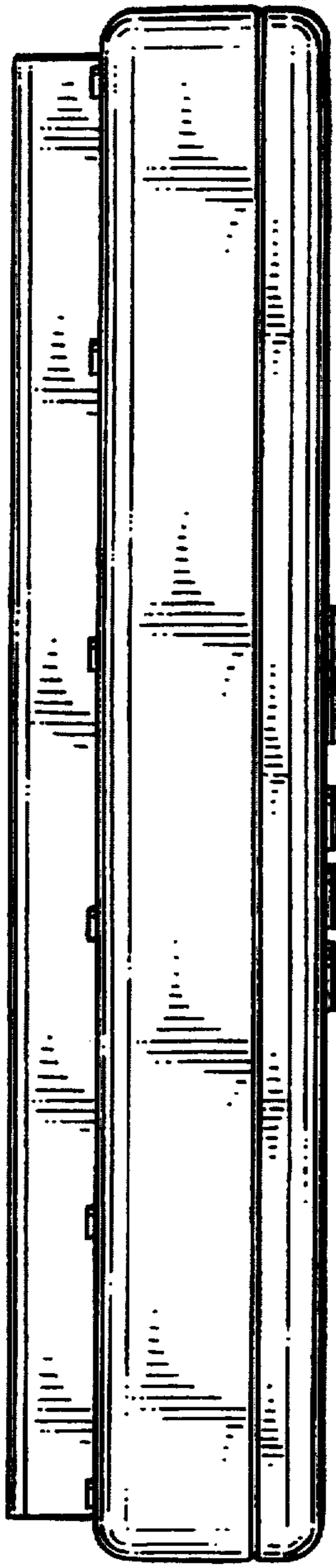
**Fig. 7**



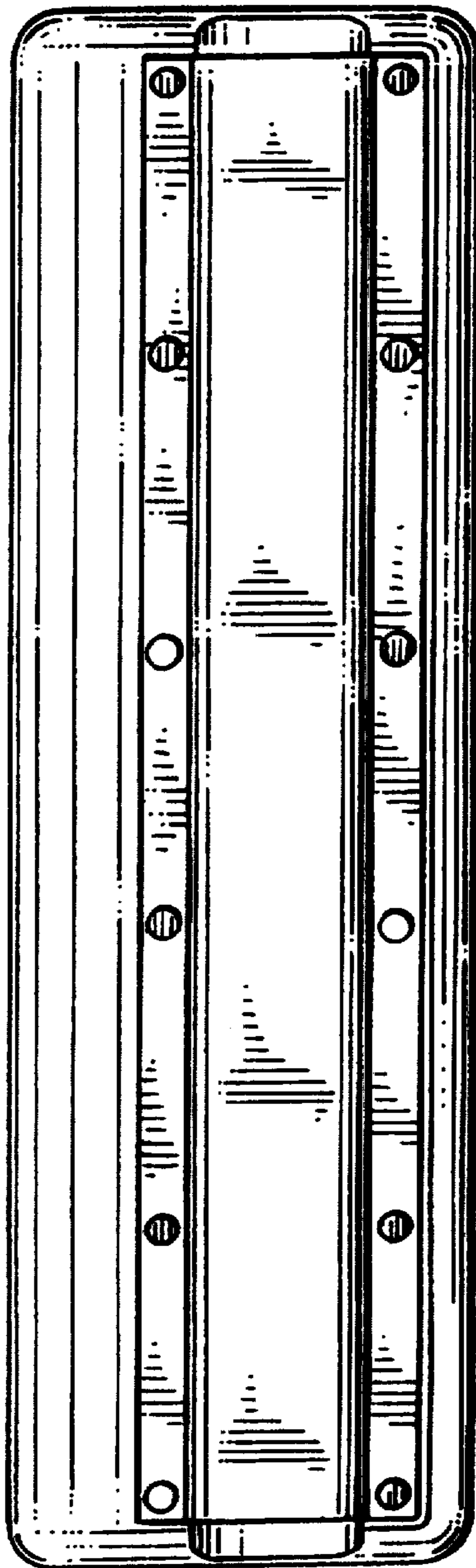
**Fig. 8**



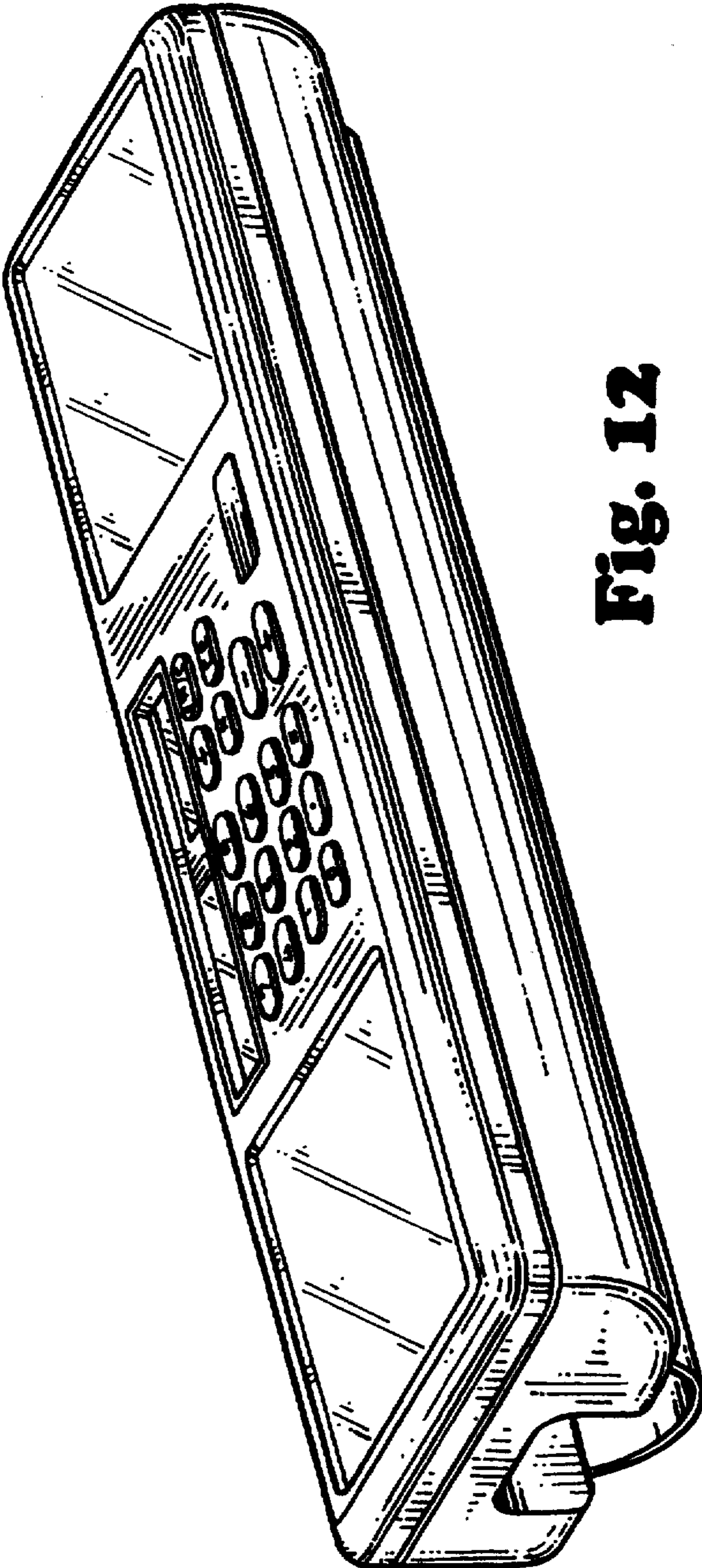
**Fig. 9**



**Fig. 10**



**Fig. 11**



**Fig. 12**

UNITED STATES PATENT AND TRADEMARK OFFICE  
**CERTIFICATE OF CORRECTION**

PATENT NO. : Des.351,404  
DATED : October 11, 1994  
INVENTOR(S) : Charles H. Hood, et al.

It is certified that error appears in the above-identified patent and that said Letters Patent is hereby corrected as shown below:

In the right column of the patent on the first page, in the line that begins "Fig. 9", insert the word --bottom-- before the word "view".

Signed and Sealed this  
Twenty-sixth Day of December, 1995



*Attest:*

BRUCE LEHMAN

*Attesting Officer*

*Commissioner of Patents and Trademarks*