



US00D351381S

# United States Patent [19]

[11] Patent Number: **Des. 351,381**

Reardon et al.

[45] Date of Patent: **\*\* Oct. 11, 1994**

[54] **INTERACTIVE RECEIVER FOR A TELEVISION SET**

D. 317,310	6/1991	Schwartz	.....	D14/218
D. 340,455	10/1993	Christian	.....	D14/217
D. 342,256	12/1993	Payne et al.	.....	D14/218
D. 342,258	12/1993	Saito et al.	.....	D14/218

[75] Inventors: **John D. Reardon**, Fairfield, Conn.; **Susan K. Marshall**, Greenwood Village, Colo.; **Maureen E. Carroll**, Atlanta; **Devin Moore**, Decator, both of Ga.

*Primary Examiner*—Theodore M. Shooman  
*Attorney, Agent, or Firm*—Fliesler, Dubb, Meyer & Lovejoy

[73] Assignee: **Zing Systems, L.P.**, Englewood, Colo.

[57] **CLAIM**

The ornamental design for an interactive receiver for a television set, as shown.

[\*\*] Term: **14 Years**

**DESCRIPTION**

[21] Appl. No.: **2,187**

[22] Filed: **Dec. 4, 1992**

[52] U.S. Cl. .... **D14/125; D14/217**

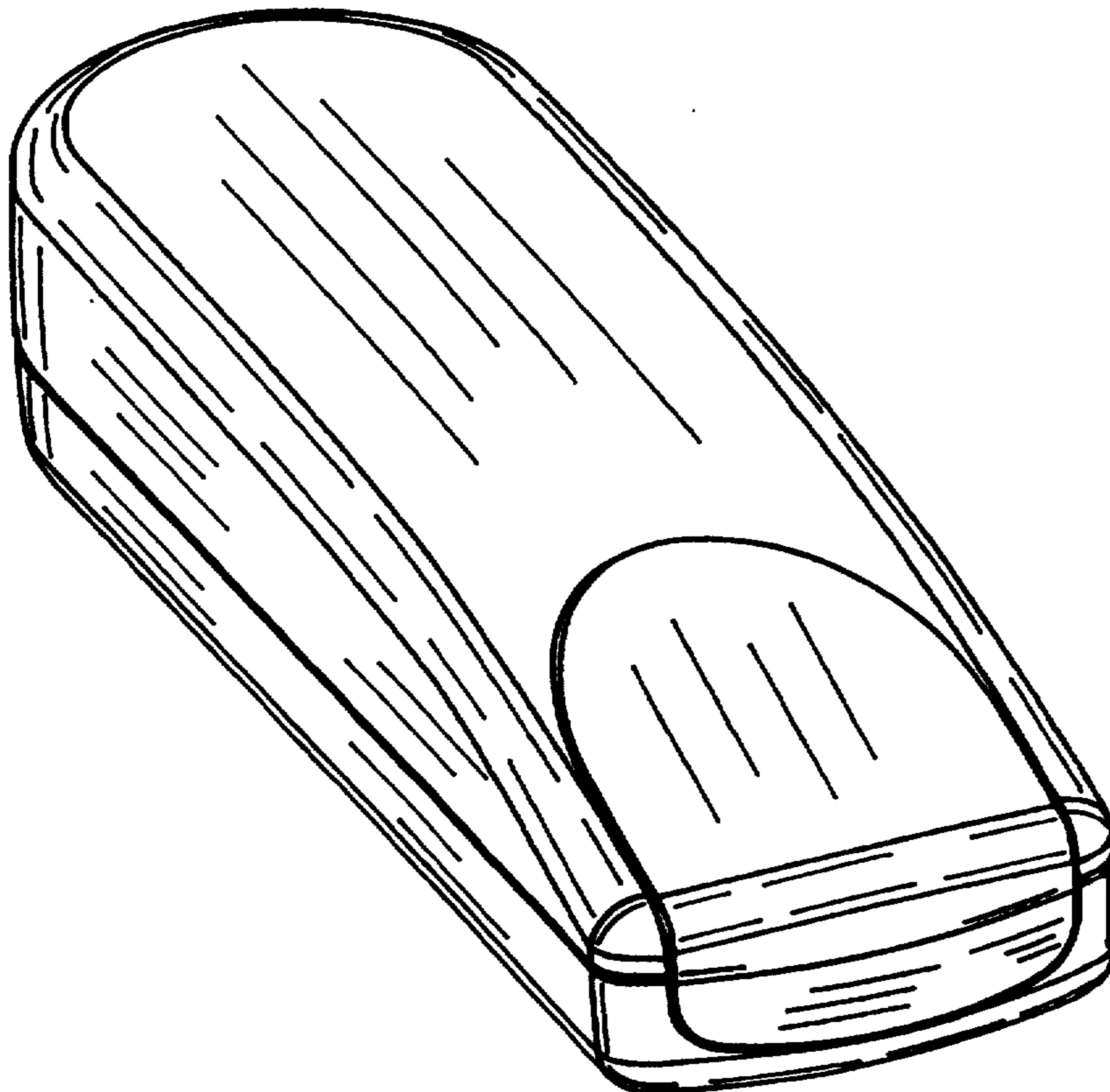
[58] Field of Search ..... 455/344, 347-351;  
348/12; D14/124, 160-168, 188-190, 192-198,  
217, 257, 260, 299

FIG. 1 is a top, front and left side perspective view of an interactive receiver for a television set showing our new design;  
FIG. 2 is a bottom, rear and right side perspective view thereof;  
FIG. 3 is a top plan view thereof;  
FIG. 4 is a left side elevational view thereof;  
FIG. 5 is a front elevational view thereof;  
FIG. 6 is a rear elevational view thereof;  
FIG. 7 is a bottom plan view thereof; and,  
FIG. 8 is a right side elevational view thereof.

[56] **References Cited**

**U.S. PATENT DOCUMENTS**

D. 167,828 9/1952 Florac ..... D14/194



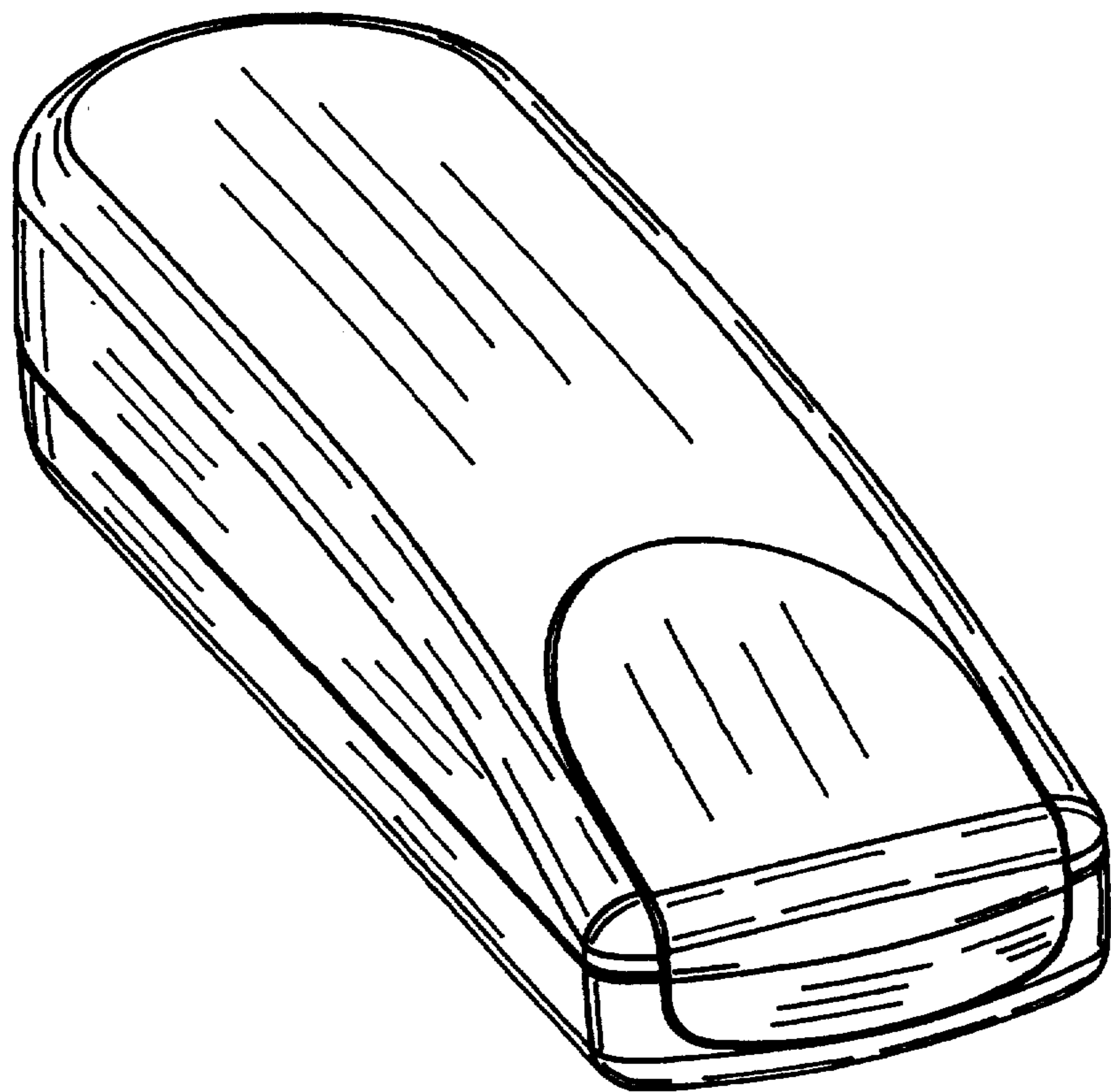


FIG. - 1

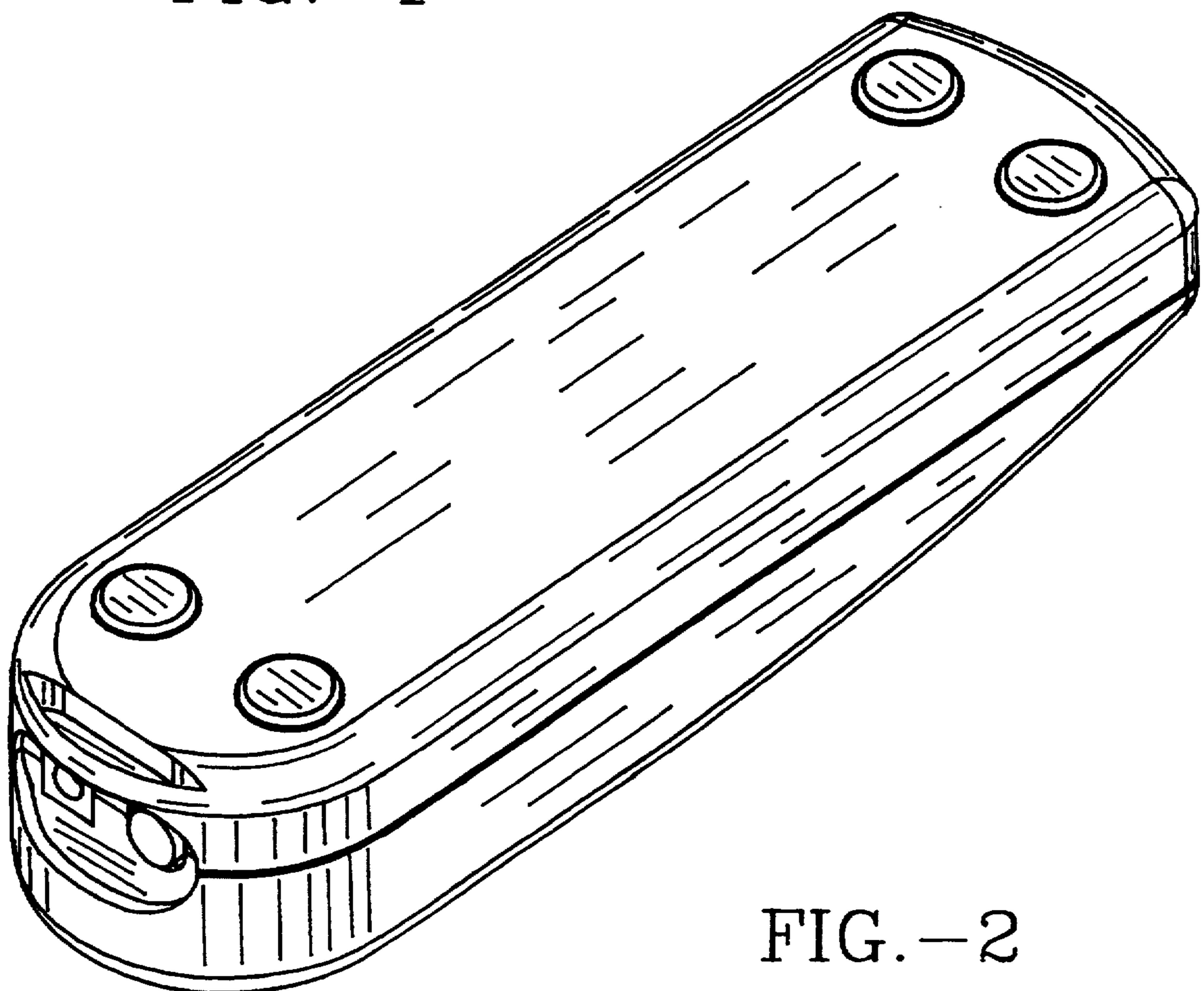


FIG. - 2




FIG. -3




FIG. -4




FIG. -8




FIG. -5




FIG. -6




FIG. -7