



US00D351375S

United States Patent [19] Nagele

[11] Patent Number: Des. 351,375

[45] Date of Patent: ** Oct. 11, 1994

[54] **BUTTON SWITCH**

833265 4/1960 United Kingdom 200/298

[75] Inventor: Albert L. Nagele, Wilmette, Ill.

Primary Examiner—Wallace R. Burke

[73] Assignee: Motorola Inc., Schaumburg, Ill.

Assistant Examiner—Joel Sincavage

[**] Term: 14 Years

Attorney, Agent, or Firm—Kirk W. Dailey

[21] Appl. No.: 5,931

[57] **CLAIM**

The ornamental design for a button switch, as shown and described.

[22] Filed: Mar. 12, 1993

[52] U.S. Cl. D13/171

DESCRIPTION

[58] Field of Search 200/293, 296, 298, 302,
200/302.2, 310, 313, 314, 317, 412, 417, 520,
531; D13/171

FIG. 1 is a front, top, and right side perspective view showing my new design for a button switch in full lines, with the broken line matter being for illustrative purposes only and forming no part of the claimed design; FIG. 2 is a left elevational view thereof in full lines, with the broken line matter being for illustrative purposes only and forming no part of the claimed design; FIG. 3 is a rear elevational view thereof in full lines, with the broken line matter being for illustrative purposes only and forming no part of the claimed design; and,

[56] References Cited

U.S. PATENT DOCUMENTS

D. 307,579 5/1990 Layne et al. D13/171 X
1,355,121 10/1920 Belmont 200/298
3,967,085 6/1976 Lockard et al. 200/302

FIG. 4 is a bottom plan view thereof in full lines, with the broken line matter being for illustrative purposes only and forming no part of the claimed design.

FOREIGN PATENT DOCUMENTS

224157 11/1924 United Kingdom 200/520
623851 5/1949 United Kingdom 200/298
795214 5/1958 United Kingdom 200/298

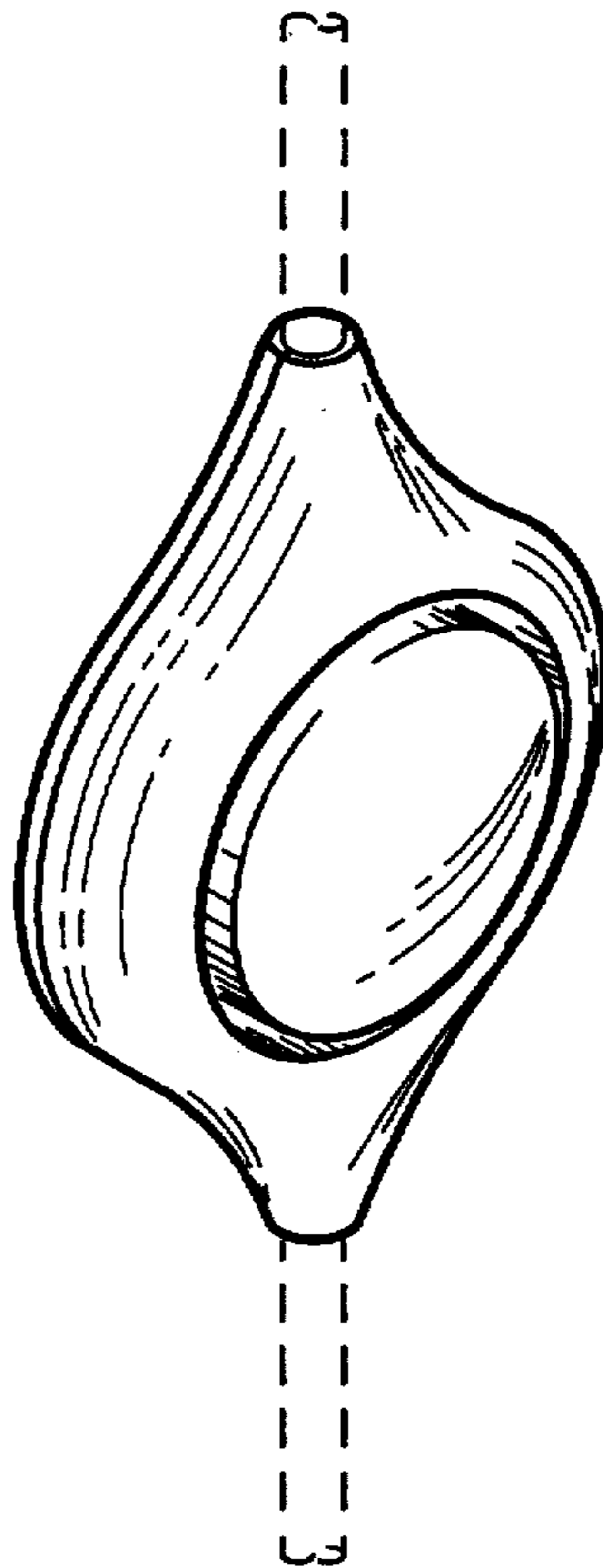


FIG. 1

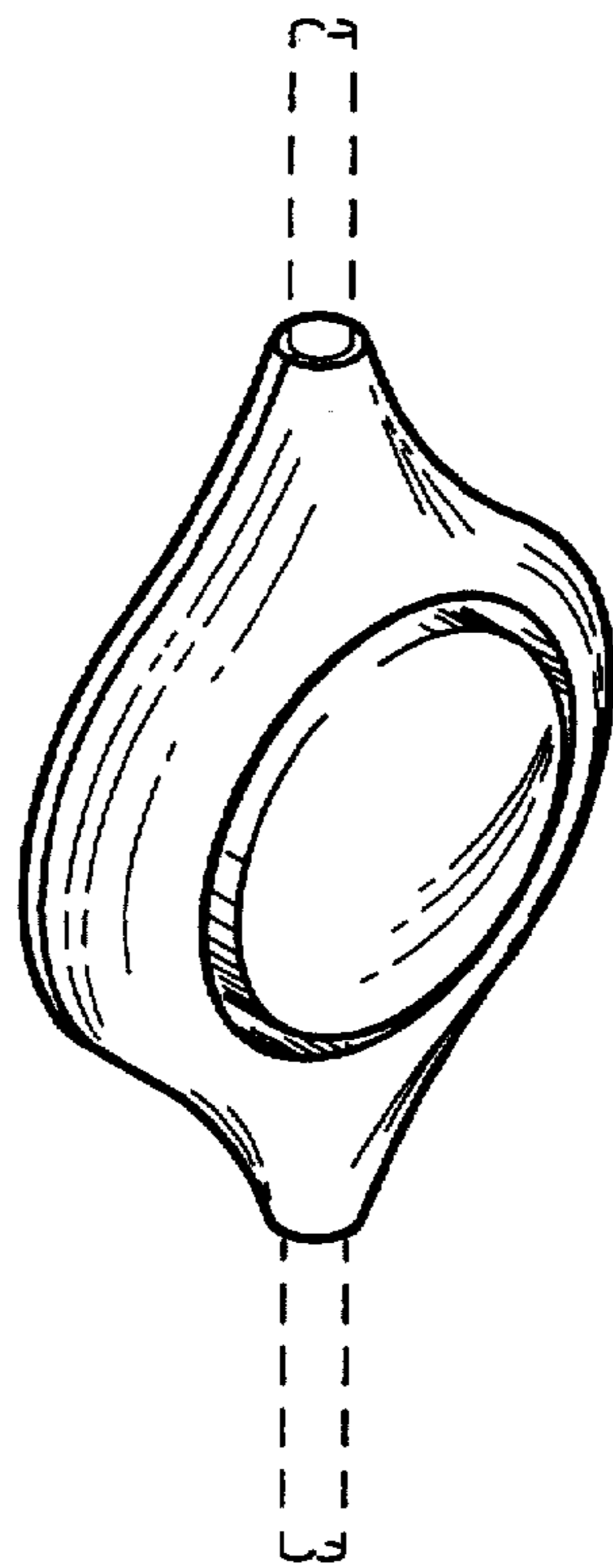


FIG. 2

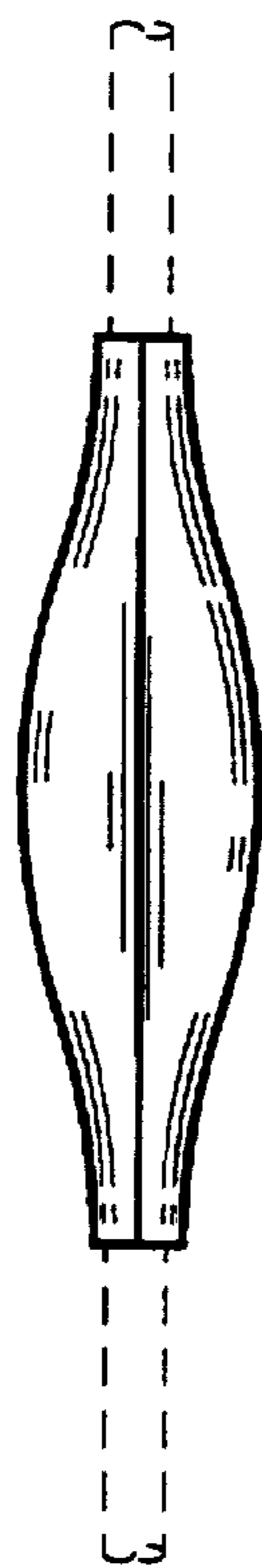


FIG. 3

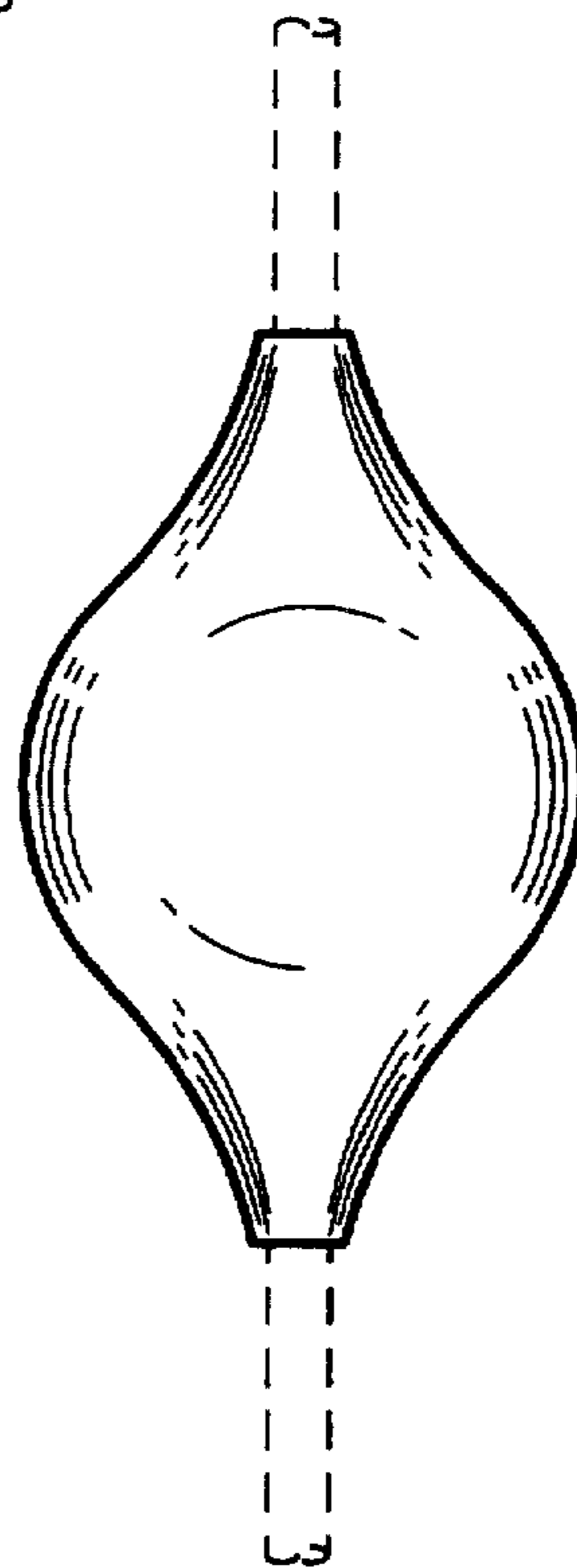


FIG. 4

