



US00D351362S

United States Patent [19]

[11] Patent Number: **Des. 351,362**

Sprick

[45] Date of Patent: **** Oct. 11, 1994**

[54] **DOUBLE CHAIN COLLAR KEEPER**

[76] Inventor: **Richard H. Sprick, R. R. 3, Box 105, Lake City, Minn. 55041**

[**] Term: **14 Years**

[21] Appl. No.: **5,089**

[22] Filed: **Feb. 23, 1993**

[52] U.S. Cl. **D11/213; D11/202**

[58] Field of Search **59/78, 78.1, 79.3-85; 63/1.1-6; 224/171, 175, 178; D11/1-25, 93, 94, 200, 202, 213, 214, 56**

1,338,738	5/1920	Lobar	D11/11
1,492,403	4/1924	Slater	D11/11
1,862,444	6/1932	Vickers	D11/11
2,039,022	4/1936	Mix	D11/202
2,274,269	2/1942	Jellinek	D11/202
2,431,053	11/1947	Less	D11/202
2,620,481	12/1952	Florkewicz	D11/202
2,905,945	9/1959	Winter	D11/202
3,005,204	10/1961	Silver	D11/202
3,106,719	10/1963	Rosenfeld	D11/202

Primary Examiner—Ralf Seifert
Attorney, Agent, or Firm—Palmatier, Sjoquist & Helget

[56] **References Cited**
U.S. PATENT DOCUMENTS

21,689	7/1892	Fry	D11/12
D. 77,434	1/1929	Rice	D11/6
D. 265,145	6/1982	Piorek	D11/6
D. 277,802	2/1985	Luchetti	D11/11
D. 317,854	5/1985	Riley et al.	D11/11
D. 335,473	5/1993	Sprick	D11/200 X
D. 337,746	7/1993	Sprick	D11/202 X
D. 337,966	8/1993	Sprick	D11/200 X
830,785	11/1906	Hansel	D11/11
968,801	8/1910	Reynolds	D11/11
1,059,353	4/1913	Doran	D11/11

[57] **CLAIM**
 The ornamental design for a double chain collar keeper, as shown and described.

DESCRIPTION

FIG. 1 is a front elevational view of a double chain collar keeper showing my new design;
 FIG. 2 is a top plan view;
 FIG. 3 is a side elevational view, the opposite side view being identical; and,
 FIG. 4 is a partial rear elevational view with part of the collar keeper removed for ease of illustration, the portion not shown being a mirror image of this view.






Fig. 3.

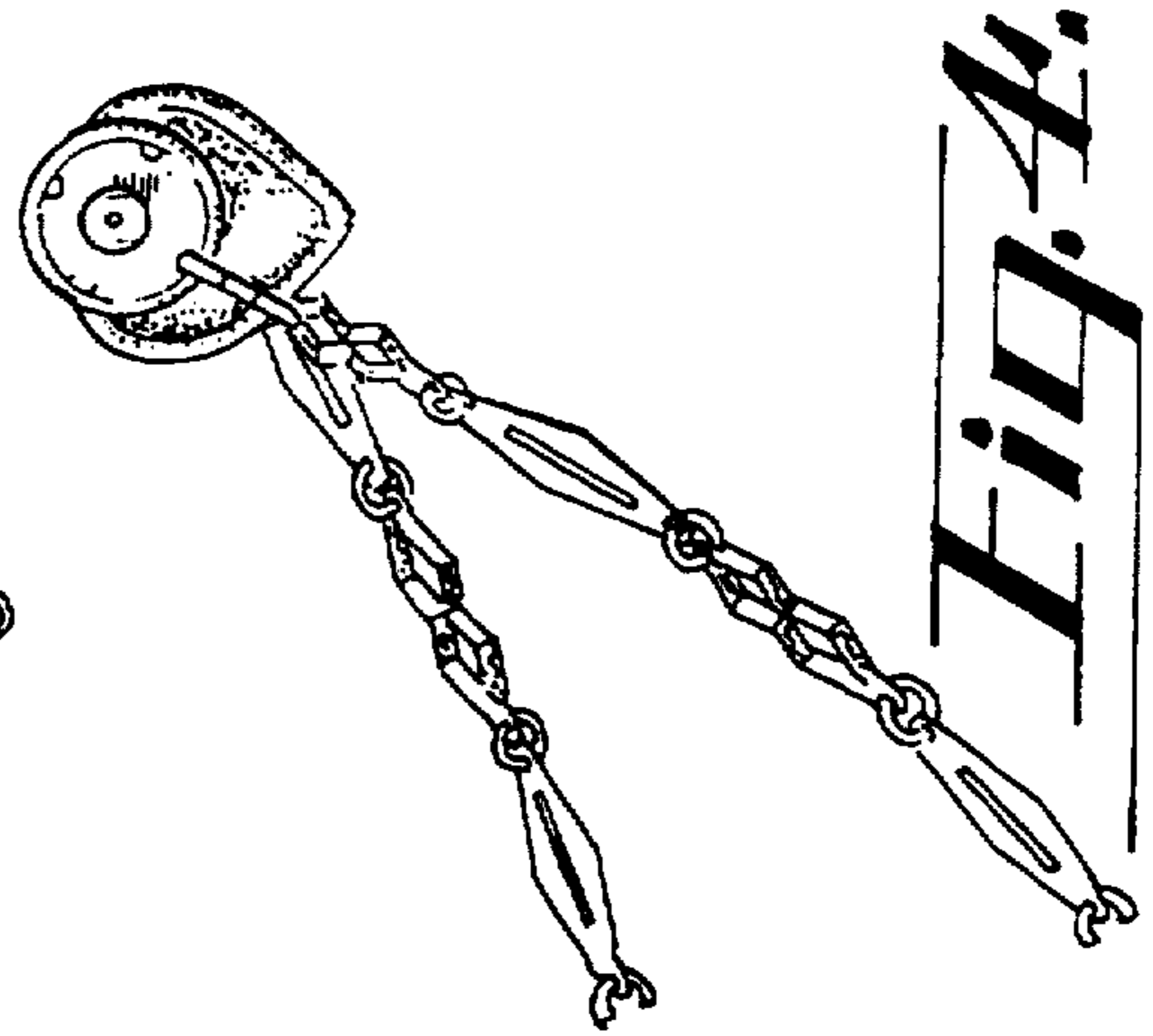


Fig. 4.




Fig. 1.

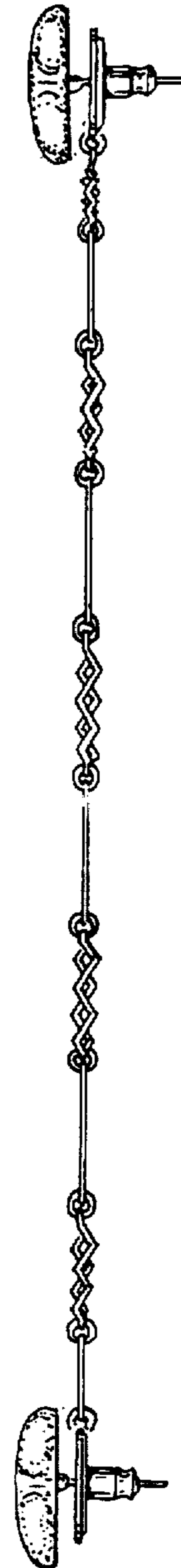


Fig. 2.