



US00D351355S

United States Patent [19]

Kaneko

[11] Patent Number: Des. 351,355

[45] Date of Patent: ** Oct. 11, 1994

[54] WATCH DIAL

4,759,002 7/1988 Cash D10/126
4,979,155 12/1990 Tung 368/223

[75] Inventor: Ryoichi Kaneko, Tokyo, Japan

[73] Assignee: Seikosha Co., Ltd., Japan

[**] Term: 14 Years

[21] Appl. No.: 907,433

[22] Filed: Jul. 1, 1992

[52] U.S. Cl. D10/126; D10/33

[58] Field of Search 368/223, 228-229,
368/232, 276-277, 280-282, 285; D10/1-40,
122-132

OTHER PUBLICATIONS

European Jeweler-(G.Z.)-Jan. 1987-p. 62-watch/dial at top right.

Primary Examiner-Nelson C. Holtje
Attorney, Agent, or Firm-Bruce L. Adams; Van C. Wilks

[57] CLAIM

The ornamental design for a watch dial, as shown and described.

DESCRIPTION

FIG. 1 is a front elevational view of a watch dial showing my new design;

FIG. 2 is a rear elevational view thereof;


FIG. 3 is a top plan view thereof, the bottom being the same in appearance as the top; and,

FIG. 4 is a right side elevational view thereof, the left side being the same in appearance as the right side.

[56] References Cited

U.S. PATENT DOCUMENTS

D. 30,937	6/1899	Gillam	D10/126
D. 198,700	7/1964	Wachter	D10/33
D. 224,033	6/1972	Strong	D10/126
D. 301,693	6/1989	Canta	D10/126 X
D. 327,859	7/1992	Robert	D10/126






FIG. 1



FIG. 4

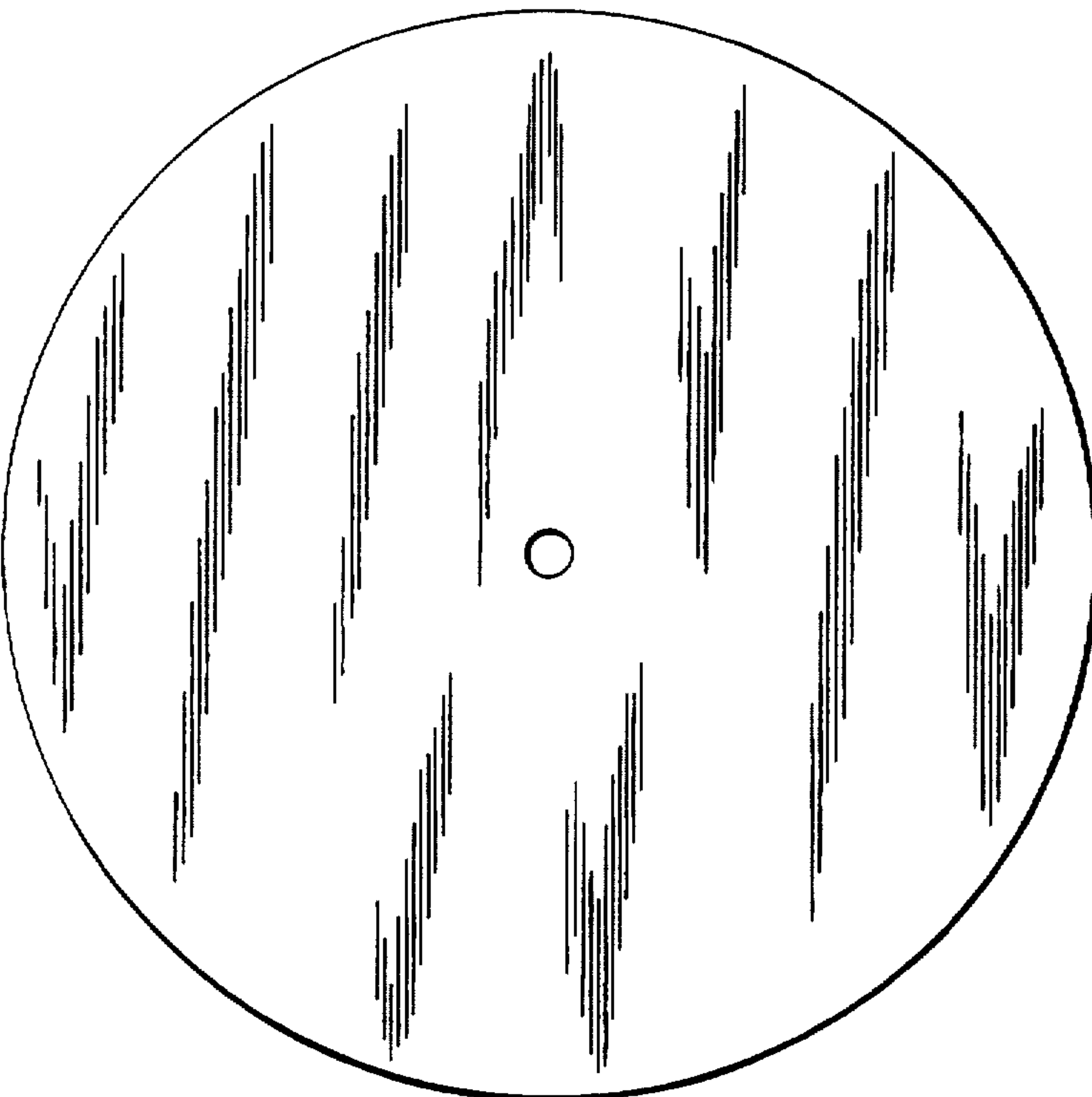


FIG. 2



FIG. 3