



US00D351350S

United States Patent [19]
Morishima

[11] **Patent Number: Des. 351,350**

[45] **Date of Patent: ** Oct. 11, 1994**

[54] **WRIST WATCH**

[75] **Inventor: Takashi Morishima, Akishima, Japan**

[73] **Assignee: Casio Computer Co., Ltd., Tokyo, Japan**

[**] **Term: 14 Years**

[21] **Appl. No.: 920,839**

[22] **Filed: Jul. 28, 1992**

[30] **Foreign Application Priority Data**

Mar. 31, 1992 [JP] Japan 4-9078

[52] **U.S. Cl. D10/38; D10/30**

[58] **Field of Search 368/82-84,
368/239-242, 276-277, 280-282, 285;
D10/1-40, 122-132**

[56] **References Cited**

U.S. PATENT DOCUMENTS

D. 301,692 6/1989 Wakamatsu D10/38

D. 320,750 10/1991 Kawashima D10/39
D. 323,786 2/1992 Ishizawa D10/30 X
D. 325,530 4/1992 Moriai D10/38
D. 327,441 6/1992 Yamamoto D10/38
D. 333,987 3/1993 Sugibayashi D10/38 X
D. 339,749 9/1993 Ishizaka D10/38

Primary Examiner—Nelson C. Holtje
Attorney, Agent, or Firm—Frishauf, Holtz, Goodman & Woodward

[57] **CLAIM**

The ornamental design for a wrist watch, as shown and described.

DESCRIPTION

FIG. 1 is a front elevation view of a wrist watch showing my new design;

FIG. 2 is a right side elevation view thereof;

FIG. 3 is a left side elevation view thereof;

FIG. 4 is a top plan view thereof;

FIG. 5 is a bottom plan view thereof; and,

FIG. 6 is a rear elevation view thereof.

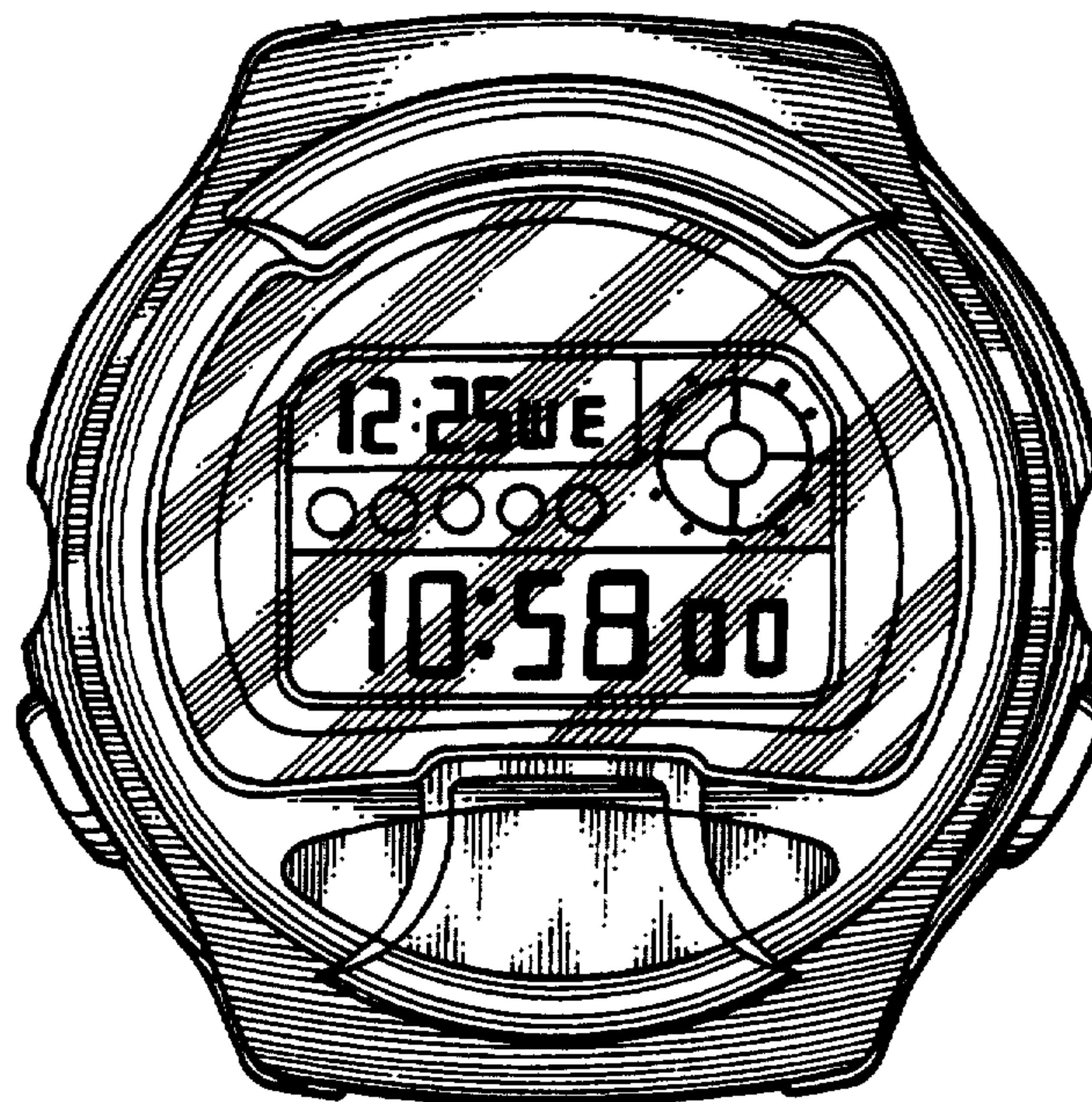


FIG. 4




FIG. 3




FIG. 1

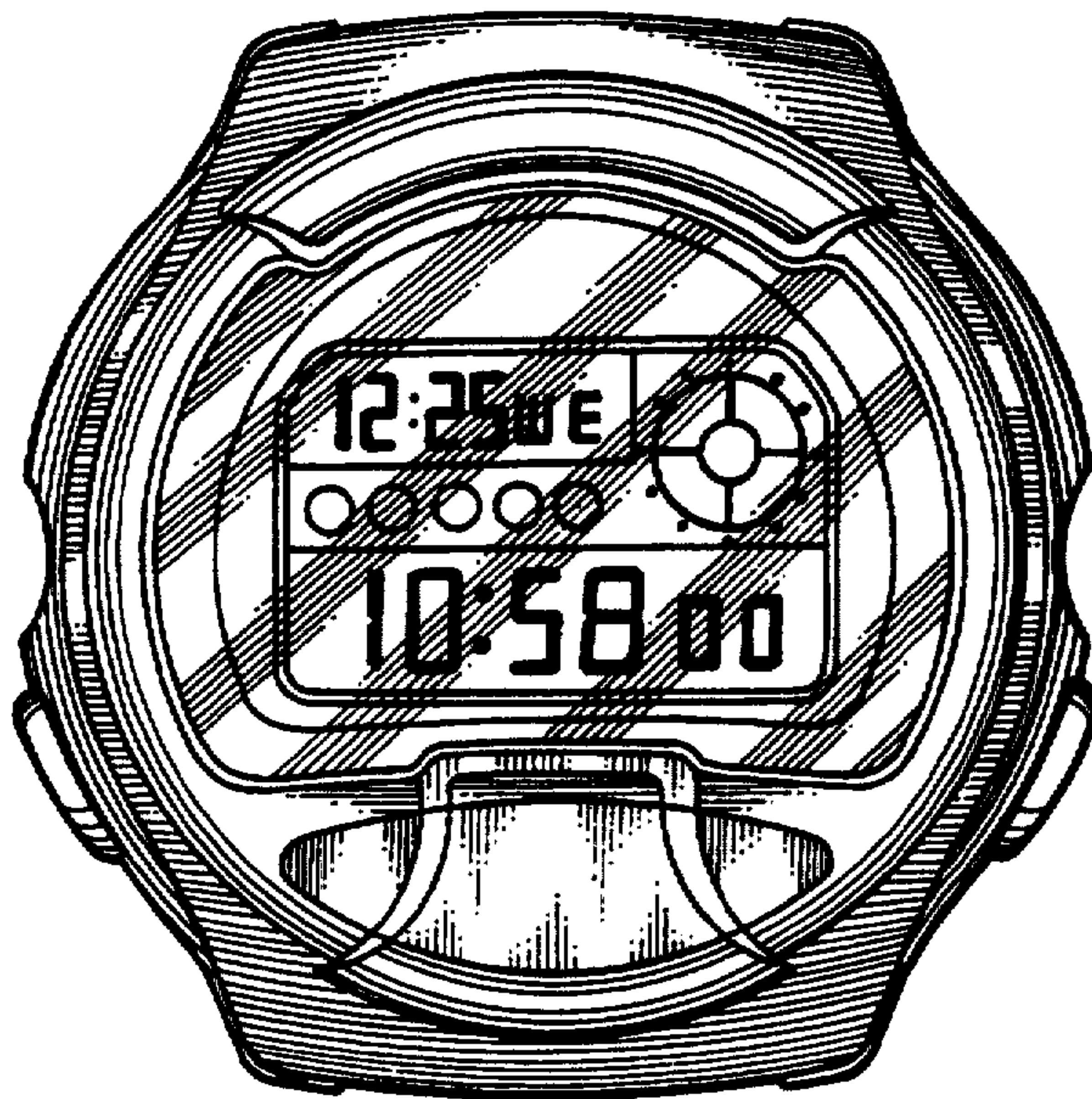


FIG. 2

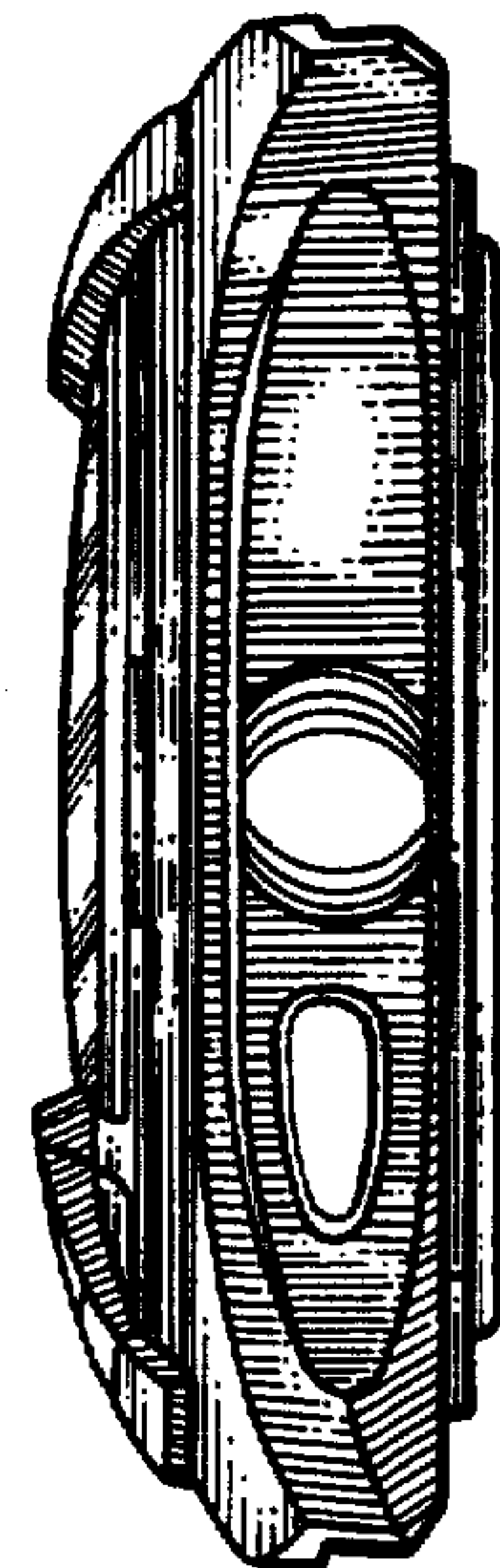


FIG. 5




FIG. 6

