



US00D351349S

# United States Patent [19]

Schechter

[11] Patent Number: Des. 351,349

[45] Date of Patent: \*\* Oct. 11, 1994

[54] **SPORTS WATCH**

[75] Inventor: **Marc N. Schechter**, Birmingham, Mich.

[73] Assignee: **Advance Watch Co., Inc.**, Southfield, Mich.

[\*\*] Term: **14 Years**

[21] Appl. No.: **822,556**

[22] Filed: **Jan. 15, 1992**

[52] U.S. Cl. .... **D10/32; D10/38**

[58] Field of Search ..... 368/82-84, 368/239-242, 276, 277, 280-282, 285, 318, 322, 323; D10/1-29, 30-39, 40, 122-132

[56] **References Cited**

**U.S. PATENT DOCUMENTS**

- D. 269,546 6/1983 Rogers et al. .... D10/38 X
- D. 301,840 6/1989 Houlihan ..... D10/31 X
- D. 323,993 2/1992 Lee ..... D10/32

- D. 330,166 10/1992 Park ..... D10/32
- D. 338,160 8/1993 Houlihan ..... D10/32

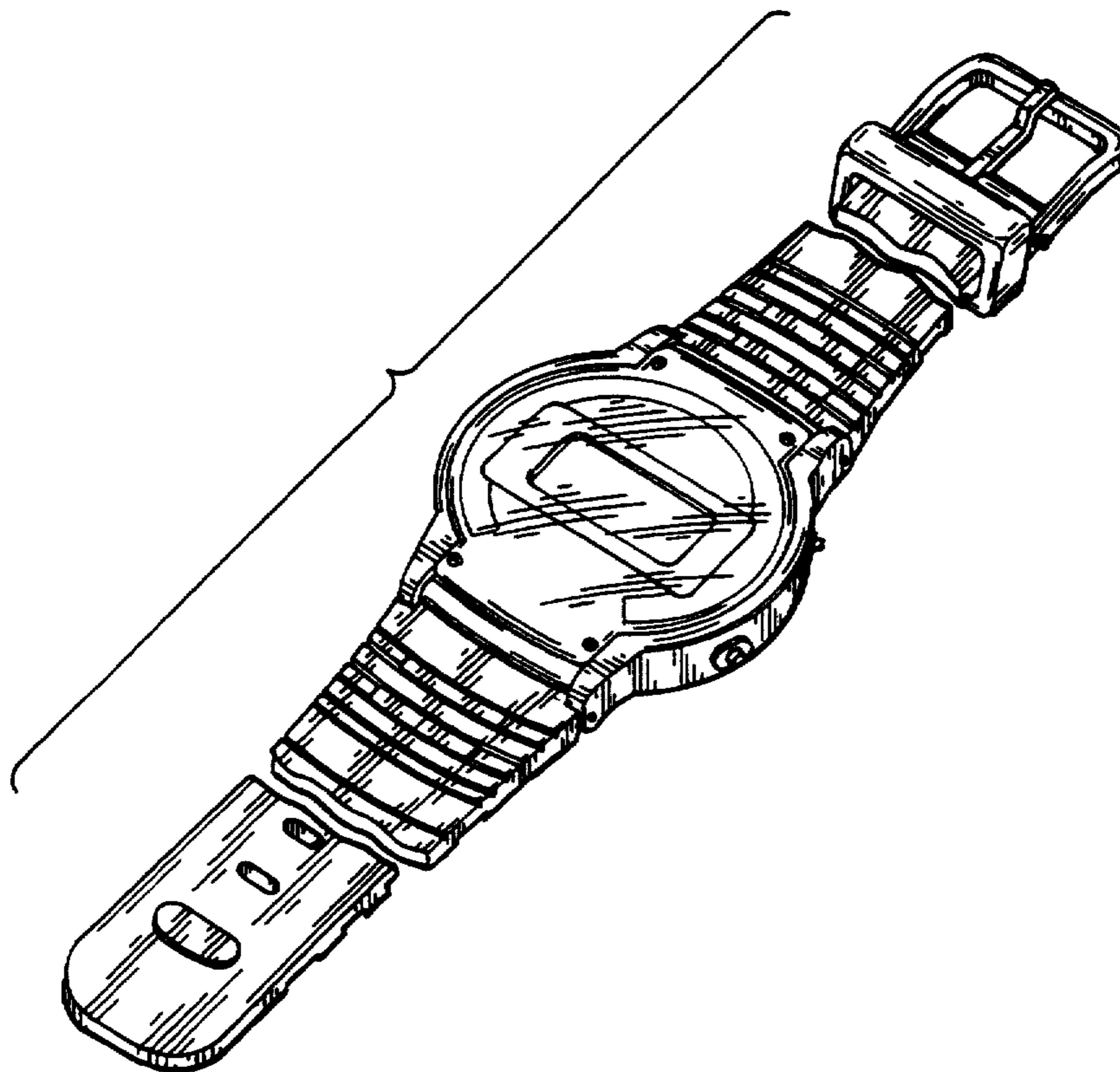
*Primary Examiner*—Martie Thompson  
*Attorney, Agent, or Firm*—Brooks & Kushman

[57] **CLAIM**

The ornamental design for a sports watch, as shown and described.

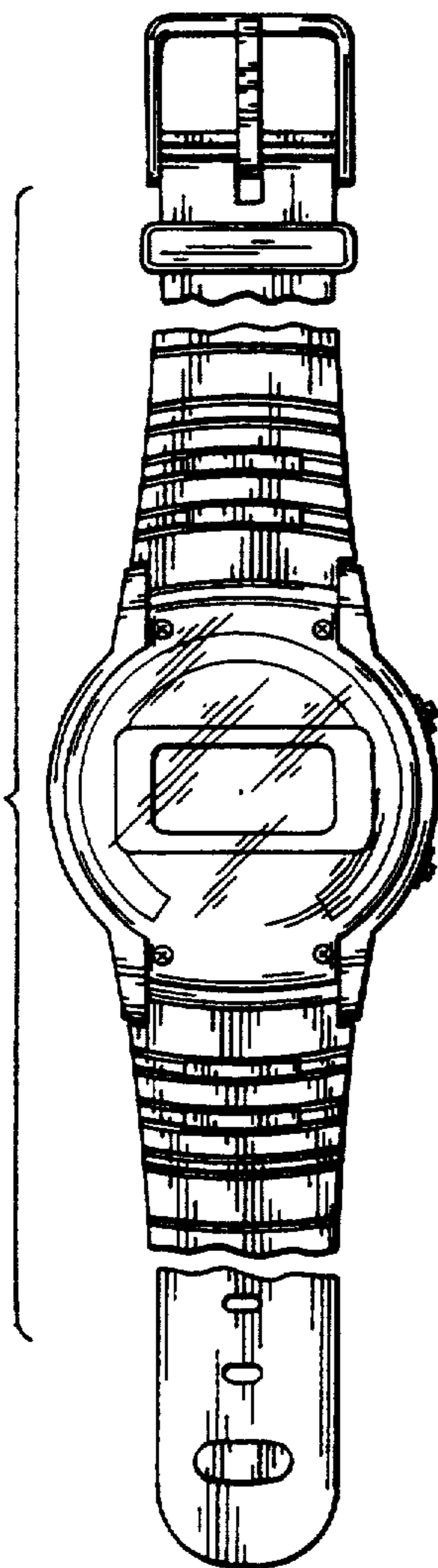
**DESCRIPTION**

FIG. 1 is a top end elevational view of a sports watch showing my new design;  
 FIG. 2 is a front elevational view;  
 FIG. 3 is a bottom end elevational view;  
 FIG. 4 is a right side elevational view, with the end portions of the band omitted for convenience of illustration;  
 FIG. 5 is a rear elevational view;  
 FIG. 6 is a left side elevational view; and,  
 FIG. 7 is a right front perspective view thereof.  
 The watchband has been shown broken away for convenience of illustration in FIGS. 2, 5, 6 and 7.





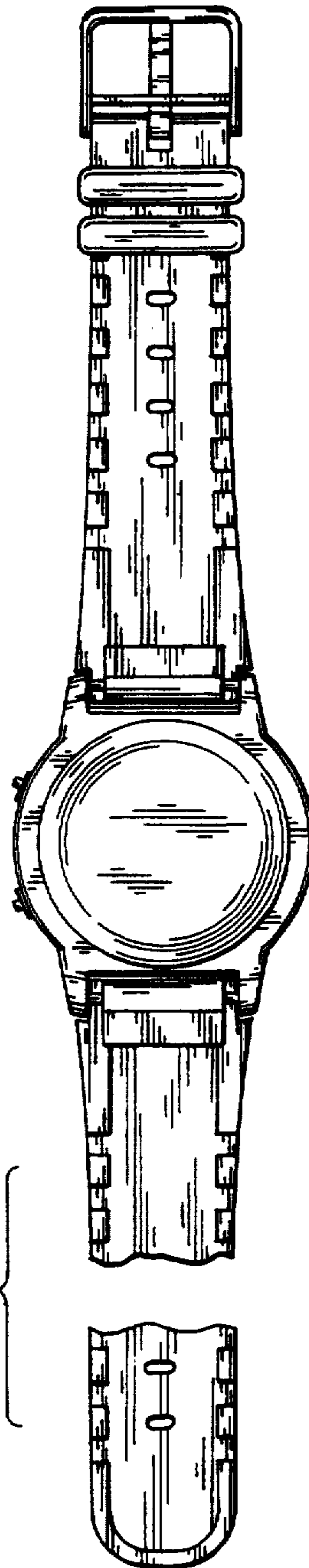
*Fig. 1*




*Fig. 2*



*Fig. 3*



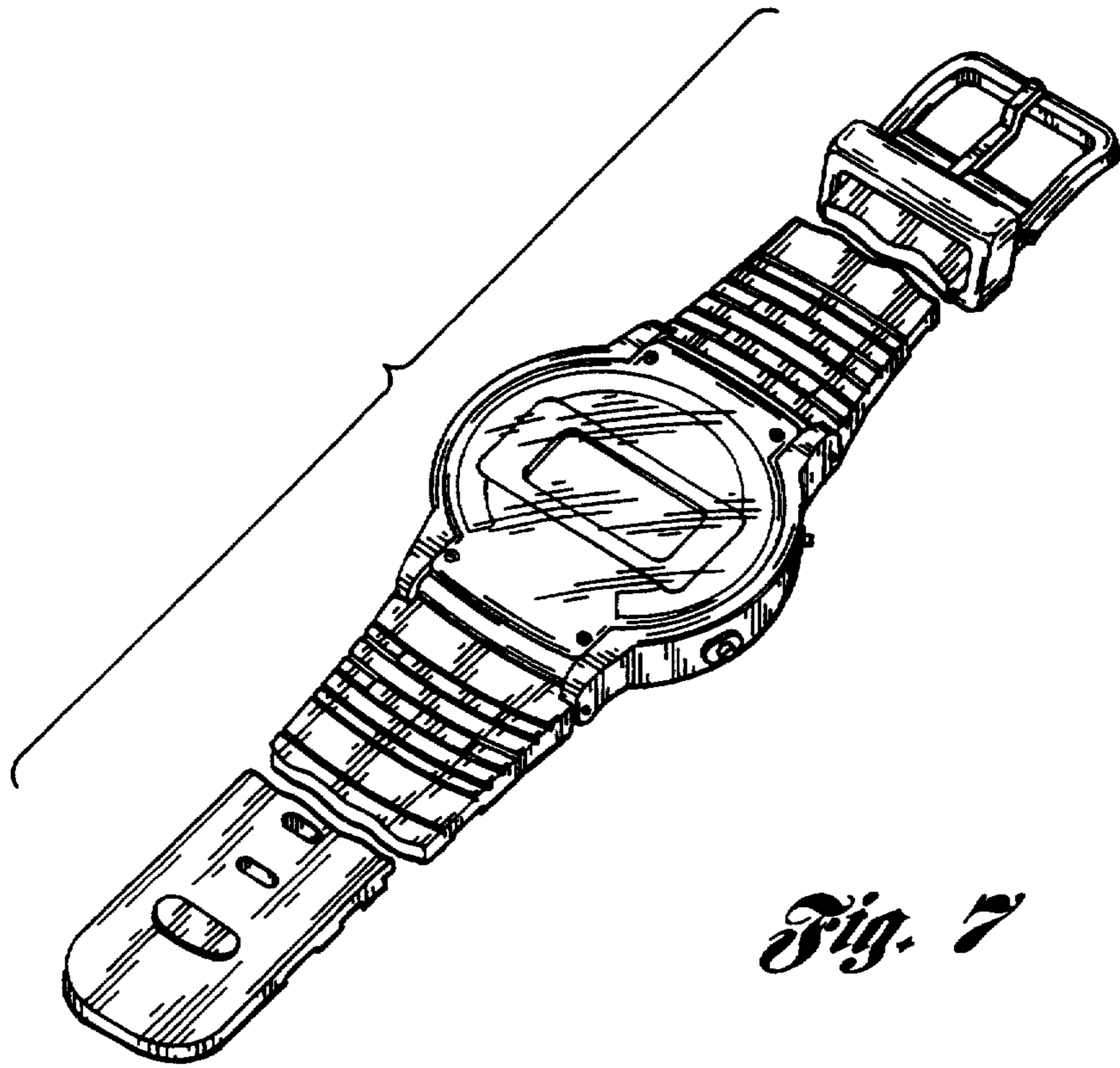
*Fig. 4*



*Fig. 5*



*Fig. 6*



*Fig. 7*