



US00D351338S

United States Patent [19]

[11] Patent Number: Des. 351,338

Koptis

[45] Date of Patent: ** Oct. 11, 1994

[54] TUBE DISPENSER

[75] Inventor: Kurt Koptis, Yucca Valley, Calif.

[73] Assignee: Painter's Products Inc., Palm Desert, Calif.

[**] Term: 14 Years

[21] Appl. No.: 2,993

[22] Filed: Dec. 28, 1992

[52] U.S. Cl. D9/302; D9/337; D9/338

[58] Field of Search D9/302, 306, 337, 338, D9/442; 222/92, 93, 106, 107; 401/130, 139; 239/333, 337, 383

[56] References Cited

U.S. PATENT DOCUMENTS

- D. 92,135 5/1934 Johnson D9/302
- D. 129,508 9/1941 Landau D9/338 X
- D. 208,174 7/1967 Carveth D9/338
- D. 216,294 12/1969 Rias D9/526 X

- D. 308,476 6/1990 Rosenberg D9/338
- D. 322,391 12/1991 Morane D9/448 X
- D. 322,392 12/1991 Schneider et al. D9/300
- D. 327,003 6/1992 Schneider et al. D9/300
- 1,342,537 6/1920 Everett 401/139
- 2,532,690 12/1950 Zimmerman 222/92

Primary Examiner—Bernard Ansher
Assistant Examiner—M. Siegel
Attorney, Agent, or Firm—Charles H. Schwartz;
Ellsworth R. Roston

[57] CLAIM

The ornamental design for a tube dispenser, as shown and described.

DESCRIPTION

FIG. 1 is a front perspective view of a tube dispenser showing my new design;
FIG. 2 is a back elevational view thereof;
FIG. 3 is a top plan view thereof;
FIG. 4 is a right side elevational view thereof;
FIG. 5 is a left side elevational view thereof; and,
FIG. 6 is a bottom plan view thereof.

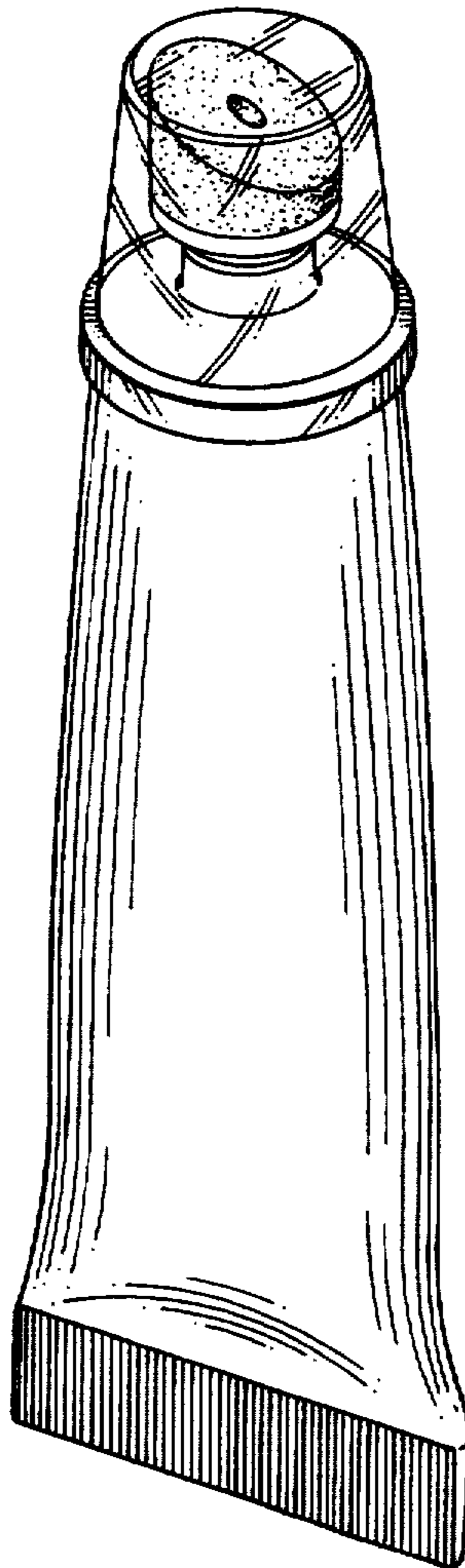


FIG. 1

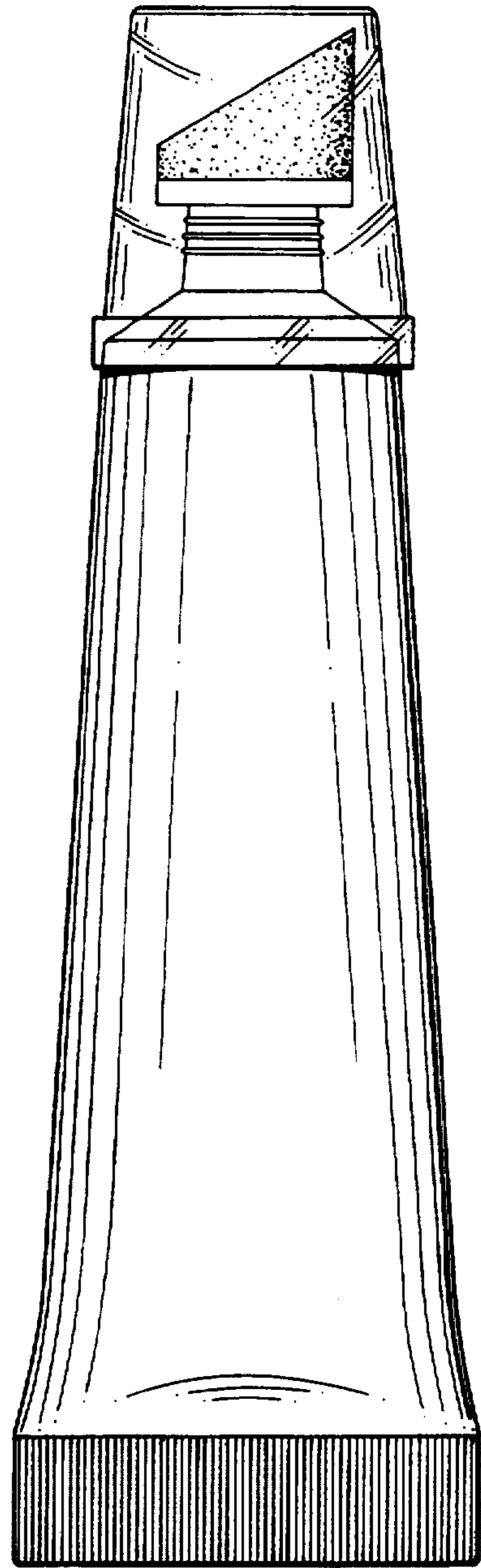
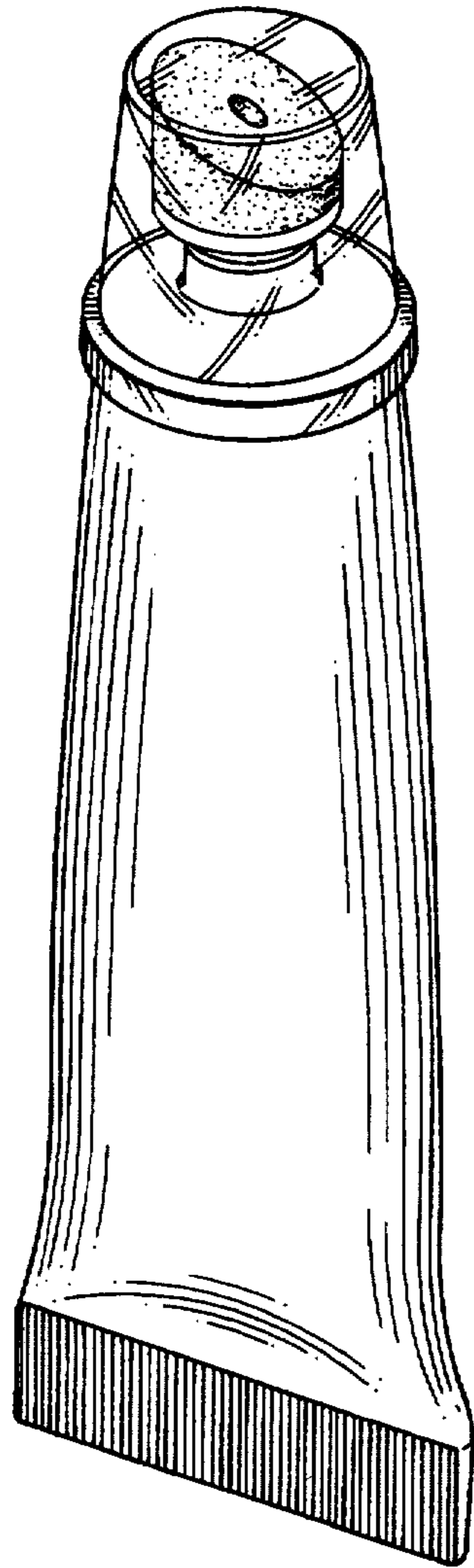


FIG. 2

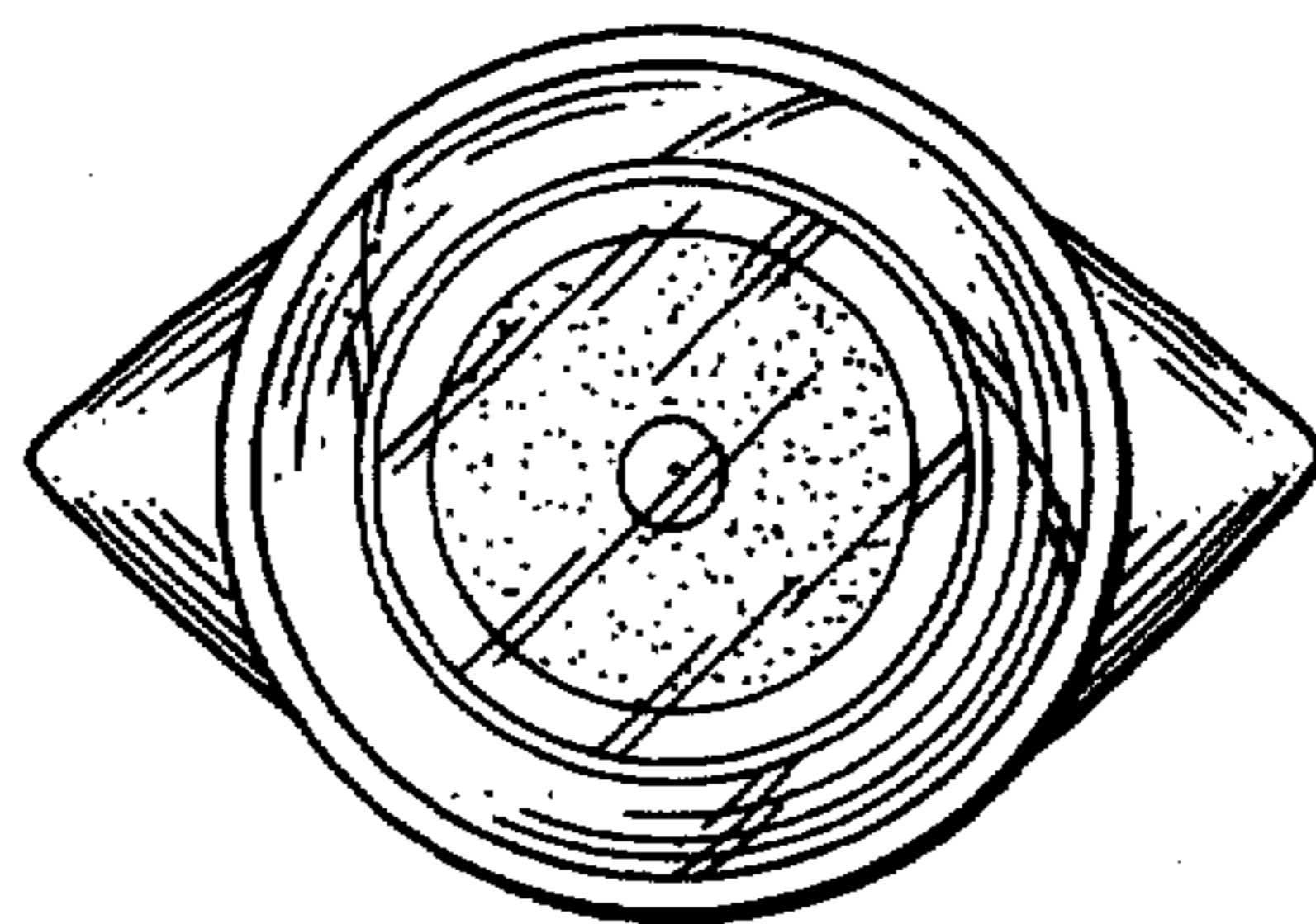


FIG. 3




FIG. 4




FIG. 5

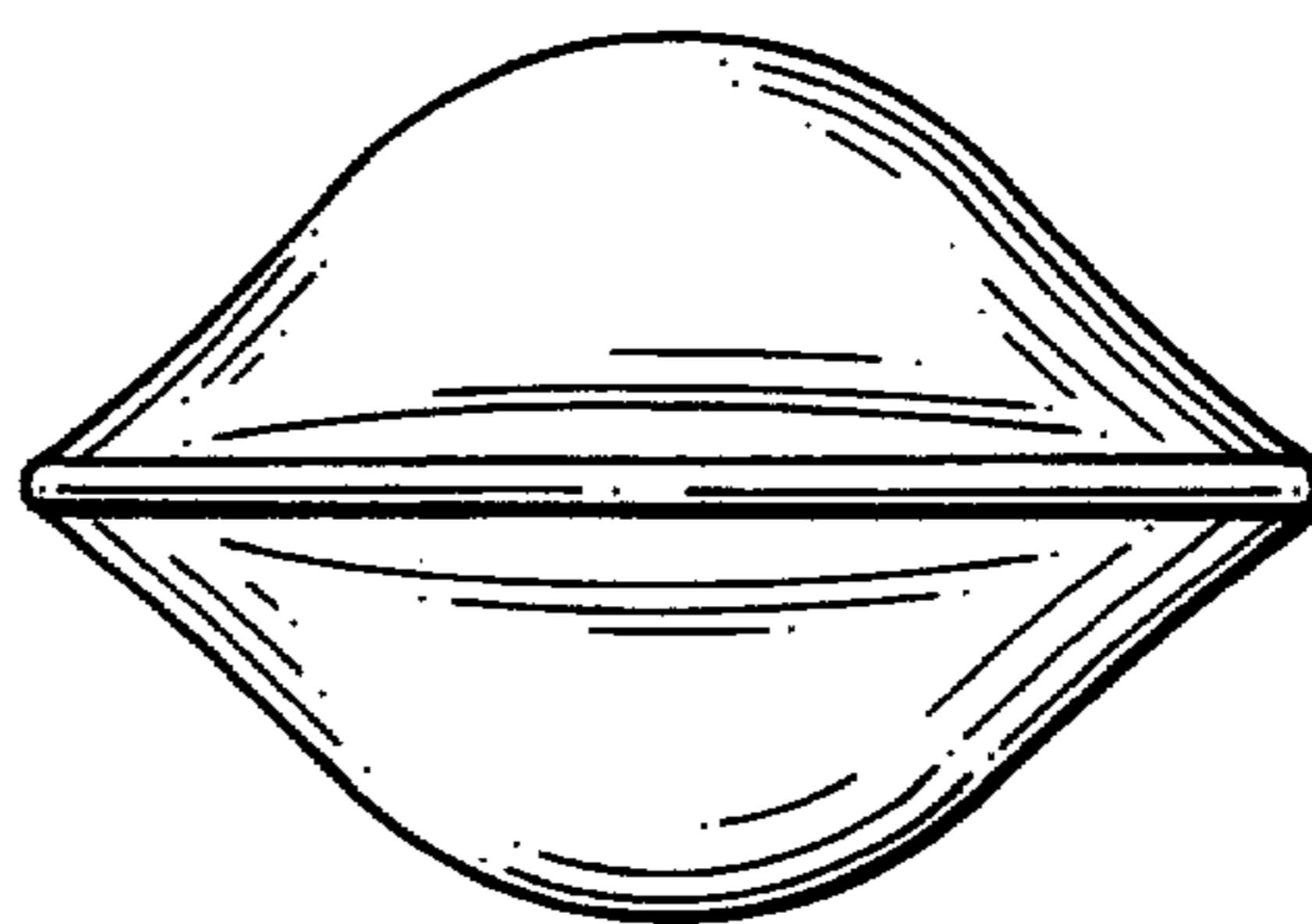


FIG. 6