



US00D351329S

United States Patent [19] Harris

[11] Patent Number: Des. 351,329

[45] Date of Patent: ** Oct. 11, 1994

[54] **TOOL HANDLE**

[75] Inventor: **Andrew D. Harris**, Droitwich Spa, England

[73] Assignee: **L. G. Harris & Co. Limited**, Bromsgrove, England

[**] Term: **14 Years**

[21] Appl. No.: **5,479**

[22] Filed: **Feb. 25, 1993**

[30] **Foreign Application Priority Data**

Dec. 8, 1992 [GB] United Kingdom 2 027 601

[52] U.S. Cl. **D8/107**

[58] Field of Search D8/14, 107; 16/110 R, 16/111 R, 114, 116; 81/489, 177.1; 7/151; D7/393, 395; D32/46

[56] **References Cited**

U.S. PATENT DOCUMENTS

D. 236,579	9/1975	Morhack	D8/107
D. 307,383	4/1990	Huang	D8/107
2,520,355	8/1950	Bell	16/111 R
2,739,498	3/1956	Champlin, Jr.	7/151
3,562,891	2/1971	Earl	D8/14
4,197,611	4/1980	Bell et al.	16/116 R
4,404,708	9/1983	Winter	16/110 R
4,974,286	12/1990	Stowell et al.	16/116 R

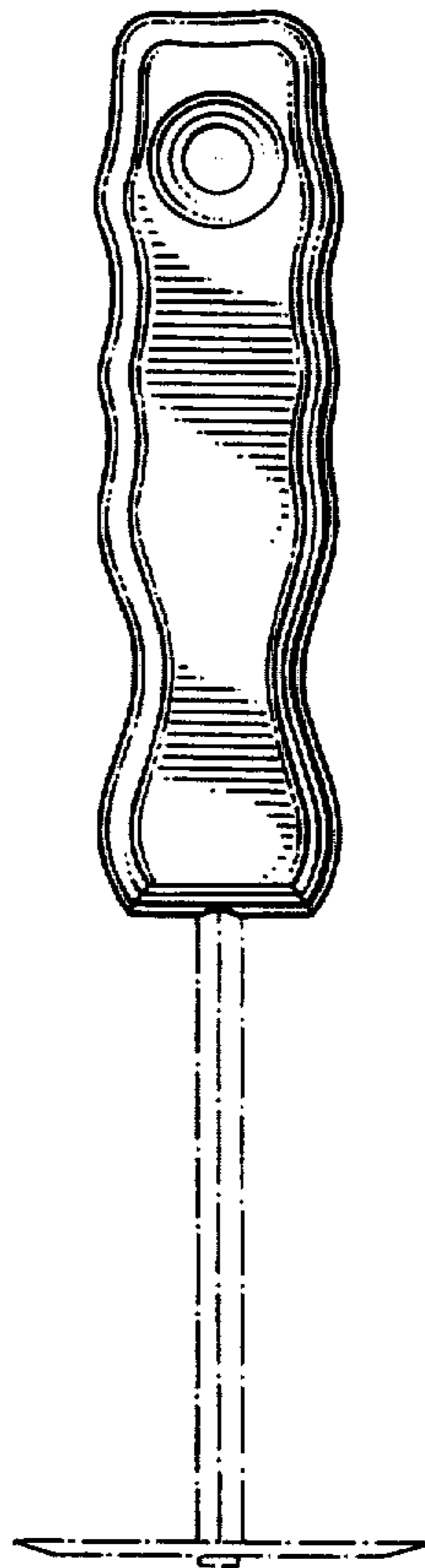
Primary Examiner—Bernard Ansher
Assistant Examiner—Philip Hyder
Attorney, Agent, or Firm—Spensley Horn Jubas & Lubitz

[57] **CLAIM**

The ornamental design for a tool handle, as shown and described.

DESCRIPTION

FIG. 1 is a front elevational view of a first embodiment of my tool handle design, the rear elevational view being identical to the front elevational view;
FIG. 2 is a right side elevational view of the first embodiment, the left side elevational view being identical to the right side elevational view;
FIG. 3 is a front elevational view of a second embodiment of my tool handle design, the rear elevational view being identical to the front elevational view;
FIG. 4 is a right side elevational view of the second embodiment, the left side elevational view being identical to the right side elevational view;
FIG. 5 is a top plan view of the first embodiment;
FIG. 6 is a bottom plan view of the first embodiment;
FIG. 7 is a bottom plan view of the second embodiment; and,
FIG. 8 is a top plan view of the second embodiment.
The broken line showing of the tool blades are for illustrative purposes only and form no part of the claimed design.



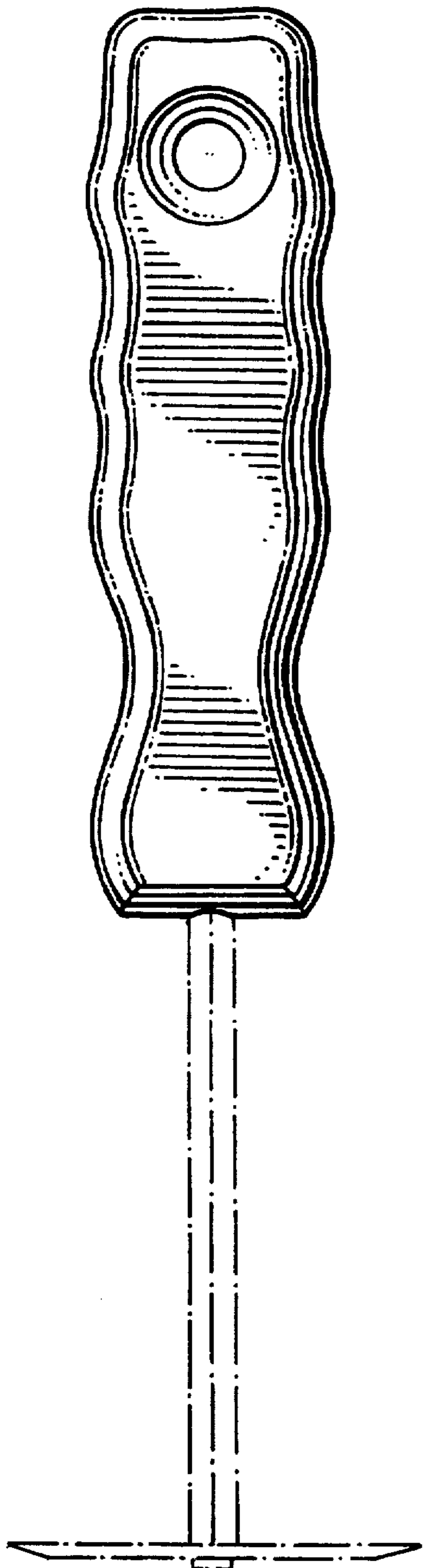


FIG. 1

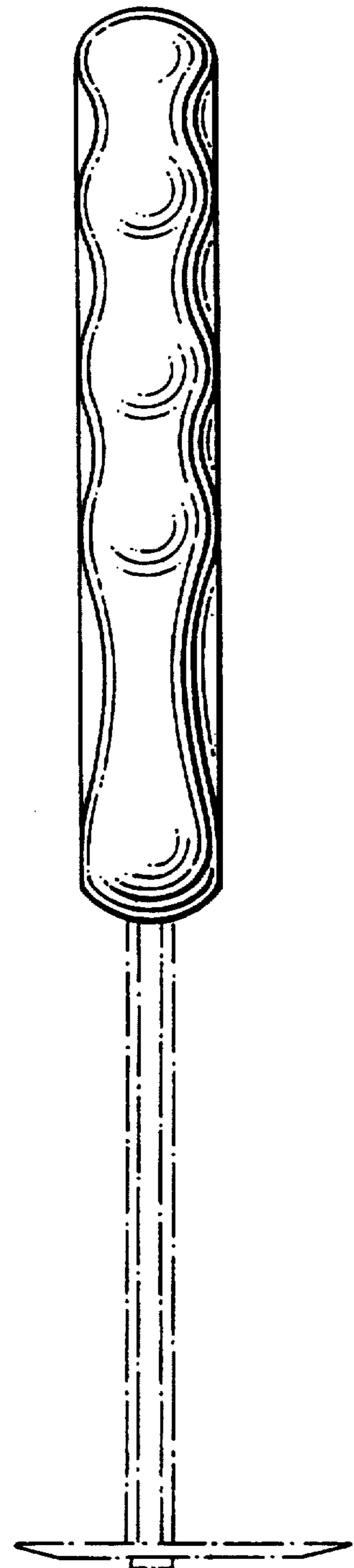


FIG. 2

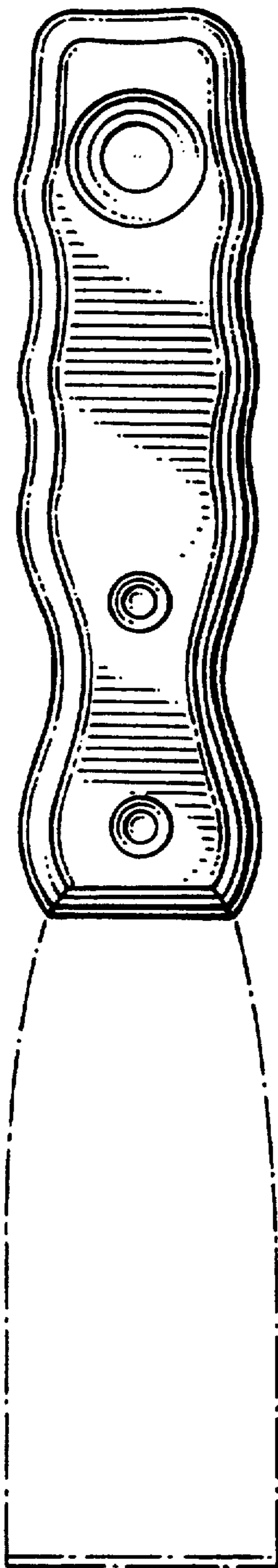


FIG. 3



FIG. 4



FIG. 5



FIG. 6

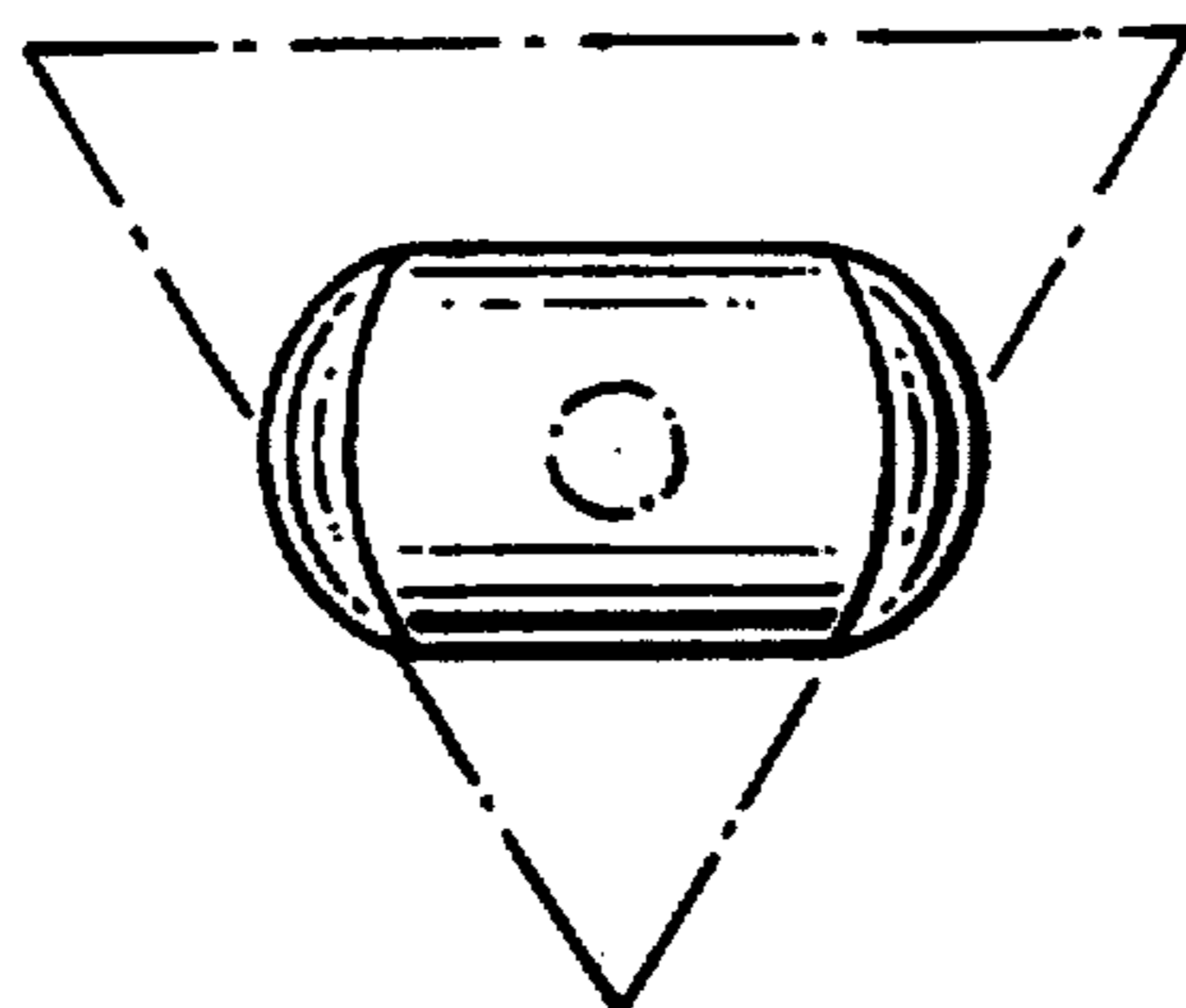


FIG. 7

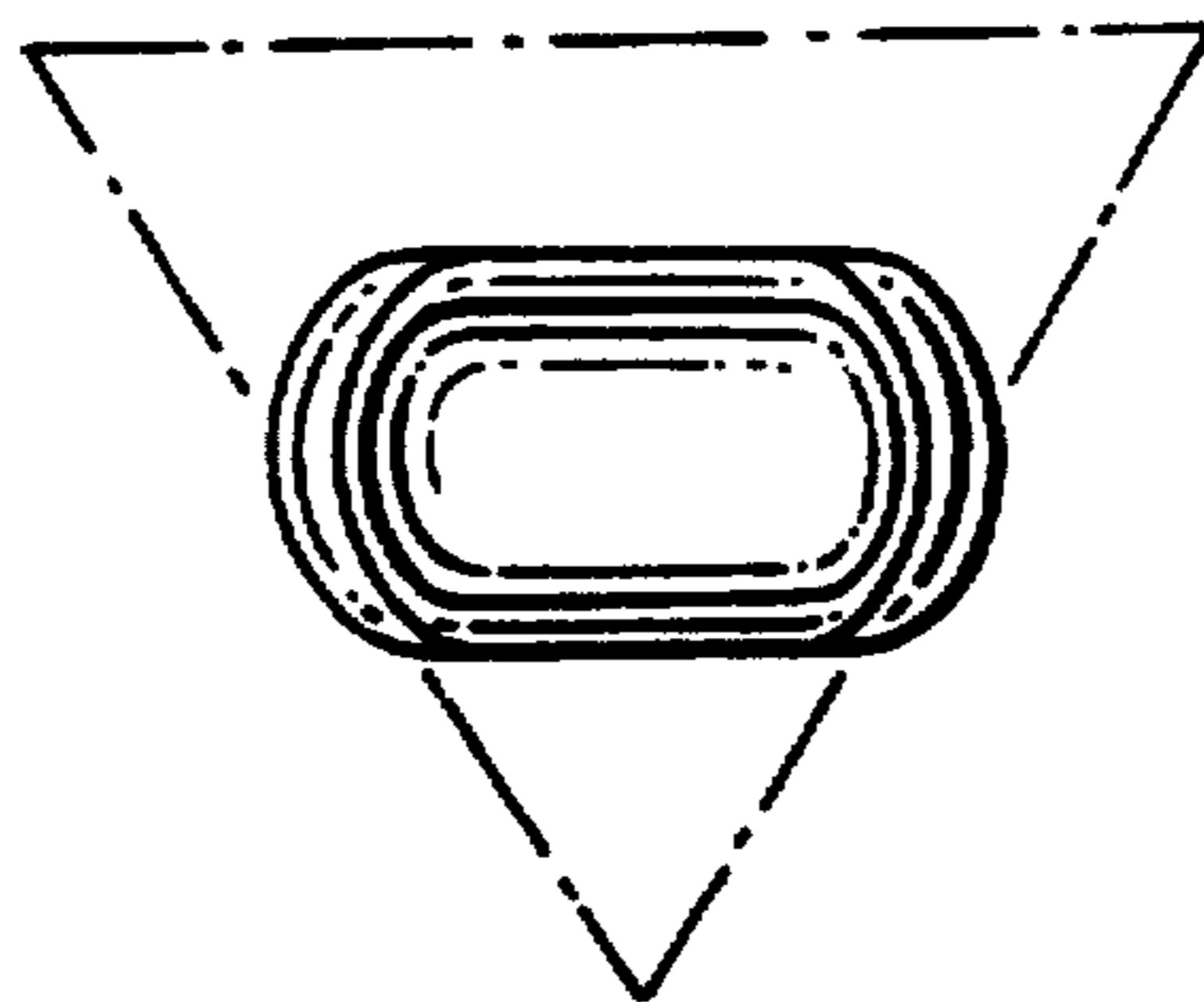


FIG. 8