



US00D351328S

# United States Patent [19] Hasegawa

[11] Patent Number: Des. 351,328

[45] Date of Patent: \*\* Oct. 11, 1994

[54] **HANDGRIP FOR A KNIFE**

[75] Inventor: **Katsumi Hasegawa**, Sagamihara, Japan

[73] Assignee: **Kai R. & D Center, Co., Ltd.**, Seki, Japan

[\*\*] Term: **14 Years**

[21] Appl. No.: **1,008**

[22] Filed: **Oct. 30, 1992**

[30] **Foreign Application Priority Data**

May 7, 1992 [JP] Japan ..... 4-13535

[52] U.S. Cl. .... **D8/107**

[58] Field of Search ..... 30/156, 330, 332, 336, 30/338, 329; D8/98, 99, 107; D7/395; D22/118

[56] **References Cited**

**U.S. PATENT DOCUMENTS**

- D. 233,122 10/1974 Fauzza ..... D8/107
- D. 259,697 6/1981 Brizzolara, Jr. .... D8/107
- D. 271,124 10/1983 Ferraro ..... D22/118
- D. 276,887 12/1984 Sakurai ..... D8/98
- D. 280,173 8/1985 Welch ..... D7/395
- D. 282,523 2/1986 Riemann ..... D8/107
- D. 303,921 10/1989 Blochlinger et al. .... D8/107
- D. 305,257 12/1989 Bendickson et al. .... D22/118
- 4,180,909 1/1980 Lind ..... D8/98

**FOREIGN PATENT DOCUMENTS**

- 59-3237 10/1984 Japan .
- 643236 10/1984 Japan .
- 643237 10/1988 Japan .
- 64-3236 1/1989 Japan .

*Primary Examiner*—Bernard Ansher  
*Assistant Examiner*—Philip Hyder  
*Attorney, Agent, or Firm*—Stetina and Brunda

[57] **CLAIM**

The ornamental design for a handgrip for a knife, as shown and described.

**DESCRIPTION**

FIG. 1 is a front elevational view of a handgrip for a knife showing my new design;  
 FIG. 2 is a rear elevational view thereof;  
 FIG. 3 is a left side view thereof;  
 FIG. 4 is a right side view thereof;  
 FIG. 5 is a top plan view thereof;  
 FIG. 6 is a bottom plan view thereof;  
 FIG. 7 is a perspective view thereof;  
 FIG. 8 is a front elevational view thereof showing a holder cover in an alternate position; and,  
 FIG. 9 is a front elevational view thereof with a blade shown in broken lines.  
 The broken line portion of FIG. 9 is for illustrative purposes only and forms no part of the claimed design.

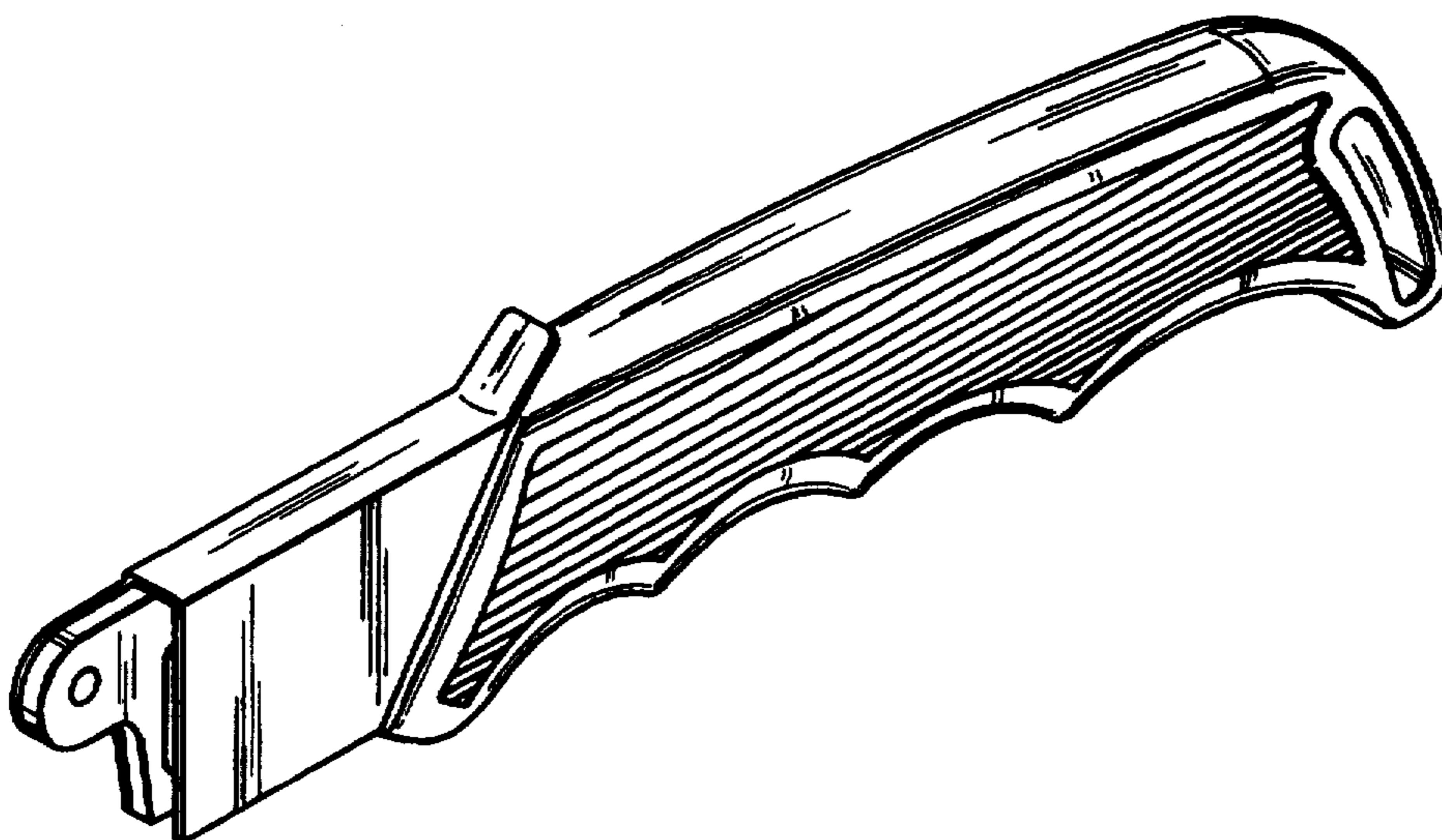


Fig. 1




Fig. 2




Fig. 3

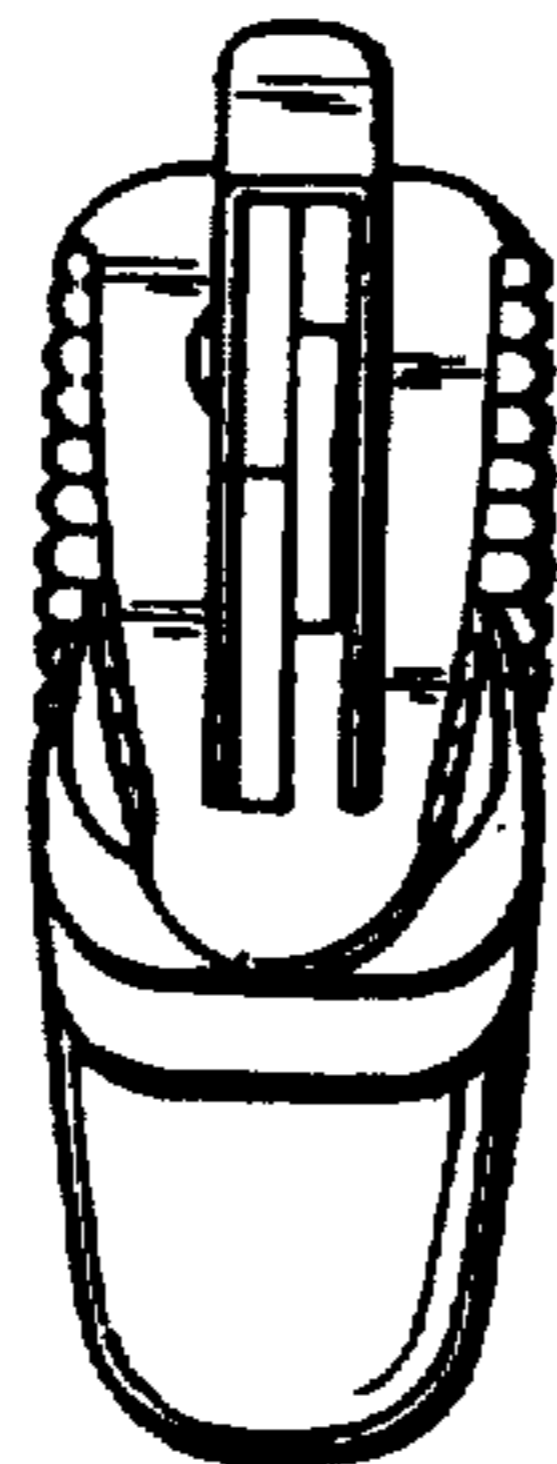


Fig. 4



Fig. 5




Fig. 6




Fig. 8

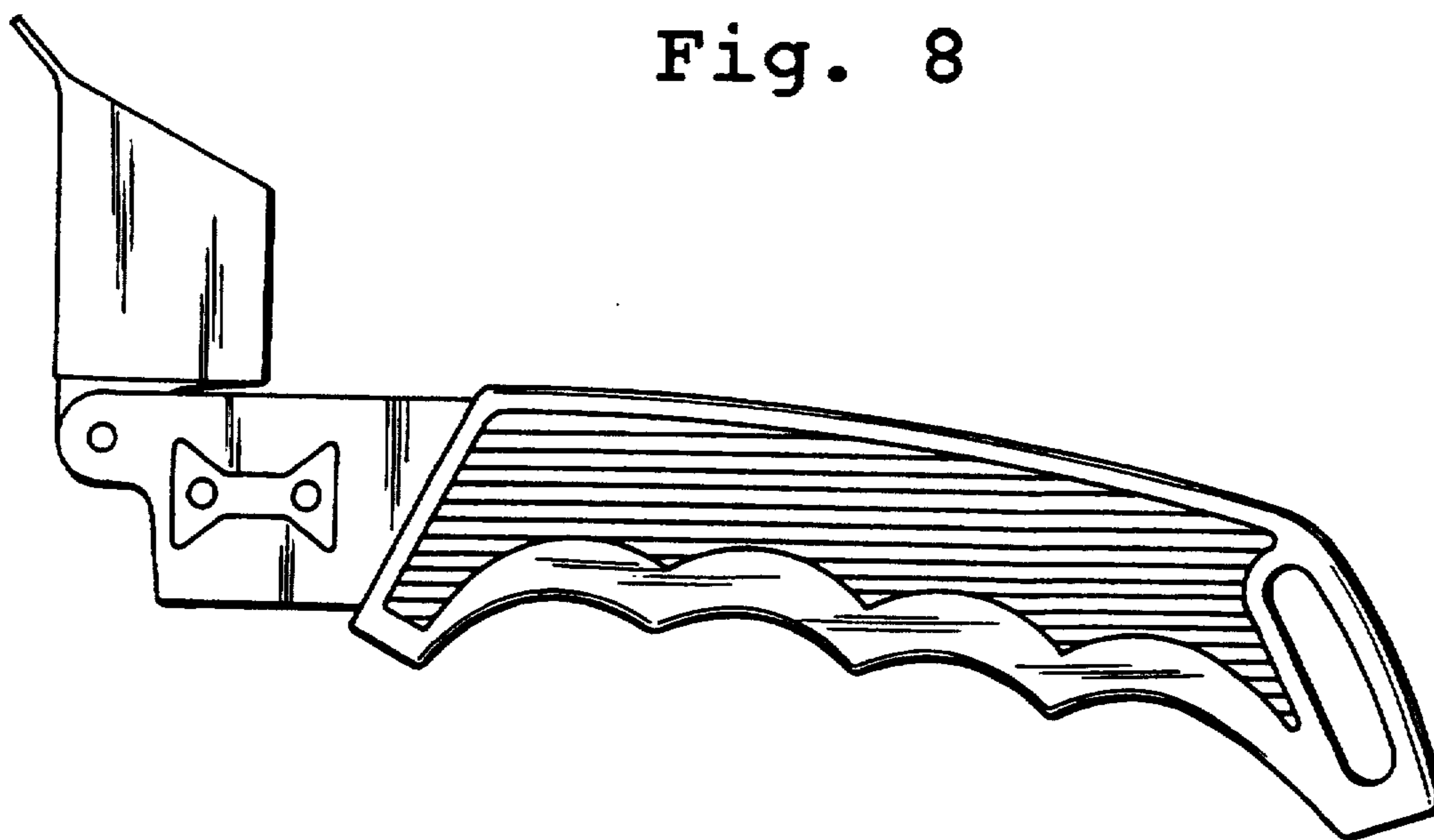


Fig. 7

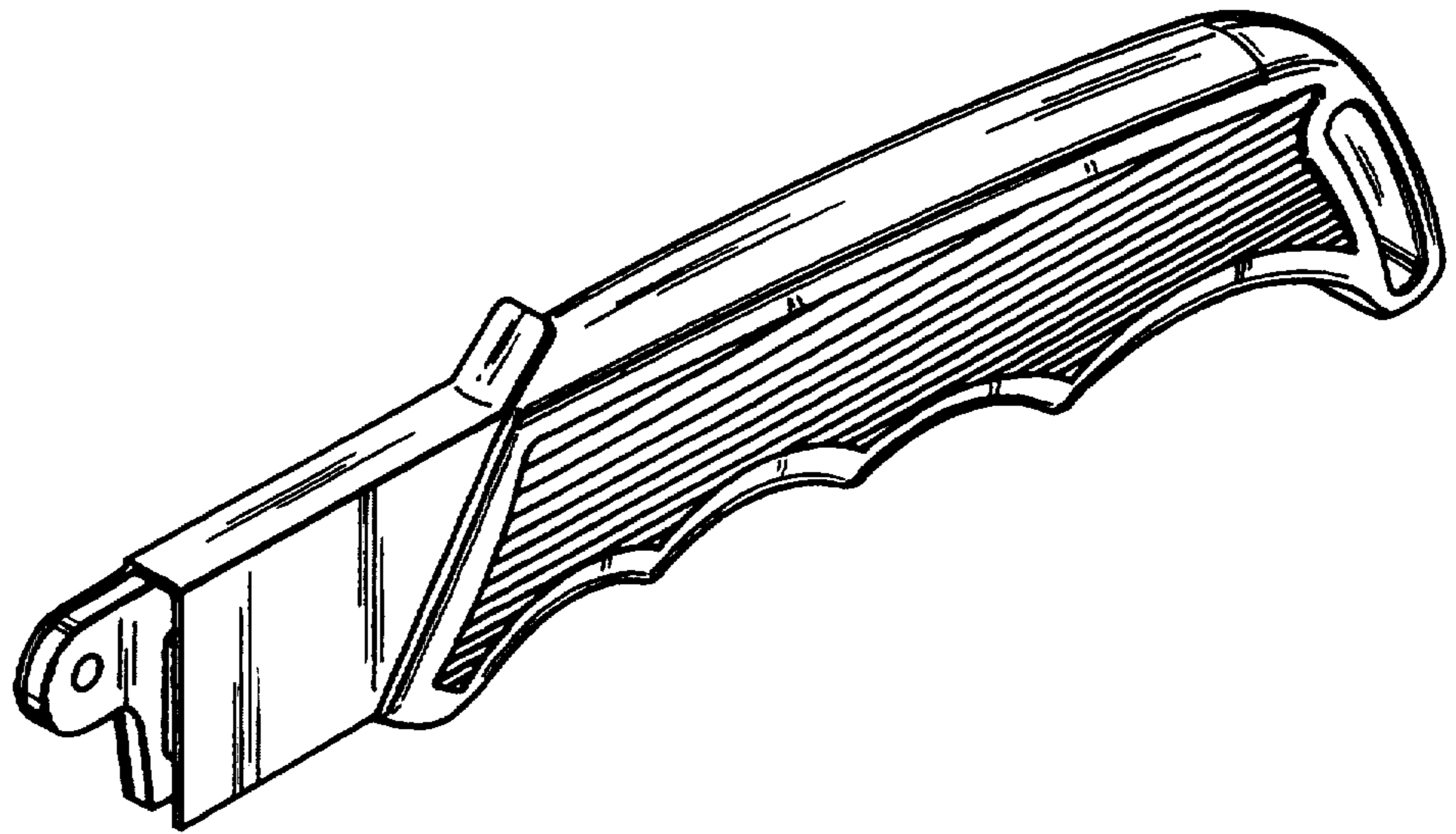


Fig. 9

