



US00D351314S

United States Patent [19]

Sokolski et al.

[11] Patent Number: **Des. 351,314**

[45] Date of Patent: **** Oct. 11, 1994**

- [54] **THERMO MUG WITH REMOVABLE BOTTOM**
- [75] Inventors: **Robert Sokolski; John Downey**, both of Warren, Pa.
- [73] Assignee: **Whirley Industries, Inc.**, Warren, Pa.
- [**] Term: **14 Years**
- [21] Appl. No.: **902,052**
- [22] Filed: **Jun. 22, 1992**
- [52] U.S. Cl. **D7/536; D7/511; D7/533**
- [58] **Field of Search** **D7/507, 509, 510, 511, D7/533, 534, 535, 536, 538, 361, 318; 220/625, 212, 630, 634, 703, 710.5, 771, 713, 711, 769; 215/2**

[56] **References Cited**
U.S. PATENT DOCUMENTS

D. 195,376	6/1963	Curtis	D7/511
D. 247,541	3/1978	Barger	D7/510
D. 279,850	7/1985	Brouker et al.	D7/507
D. 286,967	12/1986	Appel	D7/511
D. 329,355	9/1992	Yagi	D7/534 X
D. 330,305	10/1992	Giugiaro	D7/318
D. 332,894	2/1993	Green	D7/533 X
1,505,369	8/1924	Brown	220/769 X
4,555,034	11/1985	Gehards	220/710.5 X
4,618,066	10/1986	Vail	D7/507 X
5,188,253	2/1993	Poore et al.	220/212

FOREIGN PATENT DOCUMENTS

623304 7/1961 Canada 215/2


Primary Examiner—Alan P. Douglas
Assistant Examiner—M. N. Pandozzi
Attorney, Agent, or Firm—Reed Smith Shaw & McClay

[57] CLAIM

The ornamental design for a thermo mug with removable bottom, as shown.

DESCRIPTION

FIG. 1 is a side view of a thermo mug with removable bottom, with the removable bottom shown in place at the lower portion of the mug and the lid shown in place at the upper portion of the mug;
 FIG. 2 is a top plan view of the mug with the lid and removable bottom in place;
 FIG. 3 is a bottom plan view of the mug with the removable bottom in place;
 FIG. 4 is a bottom plan view of the mug with the bottom removed;
 FIG. 5 is a top plan view of the mug with the lid removed;
 FIG. 6 is a front view of the mug with the lid and bottom in place;
 FIG. 7 is a rear view of the mug with the lid and bottom in place;
 FIG. 8 is a top perspective view of the mug with the lid and bottom in place; and,
 FIG. 9 is a bottom perspective view of the mug with the lid and bottom in place.






FIG. 1

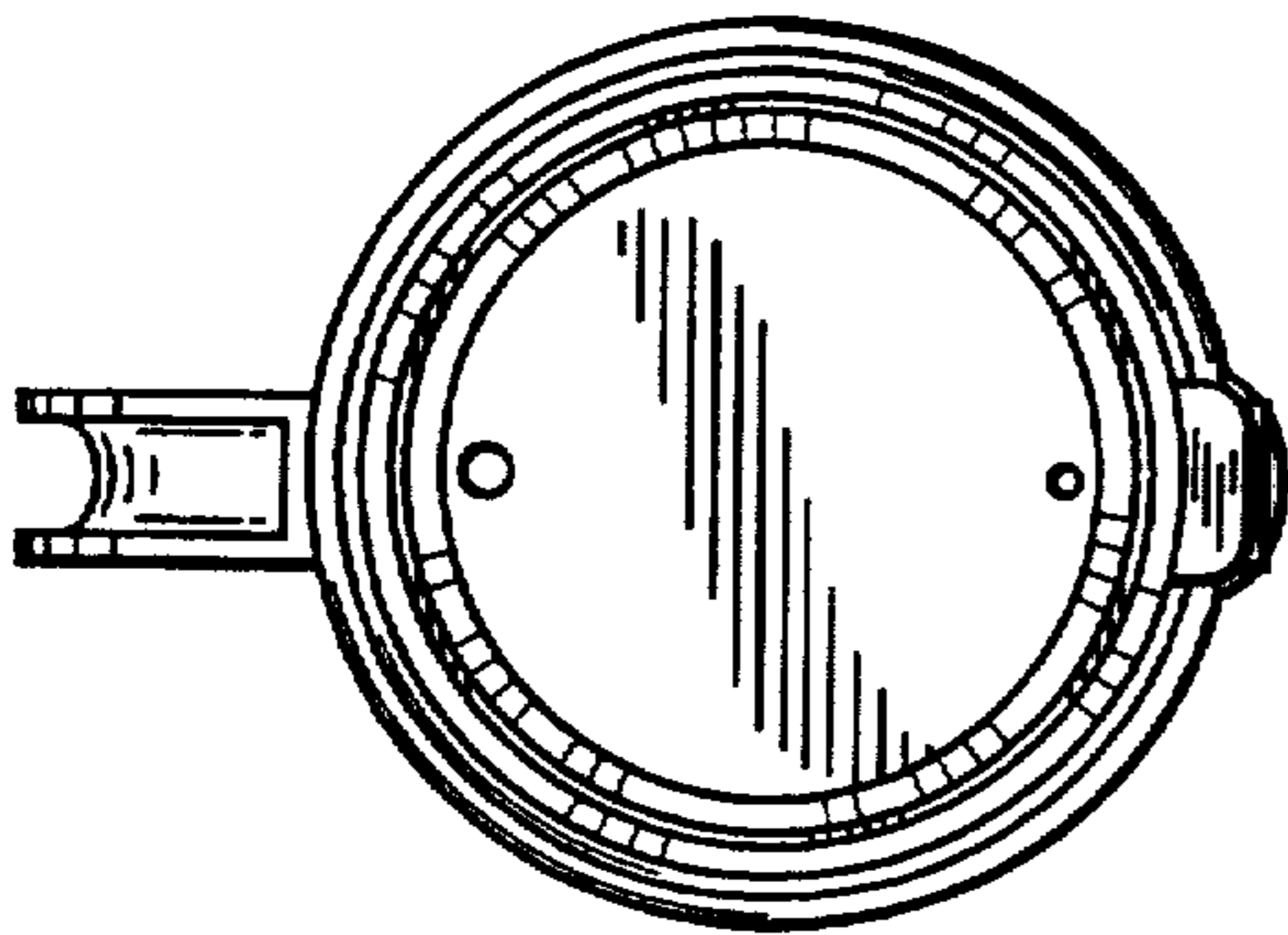


FIG. 2

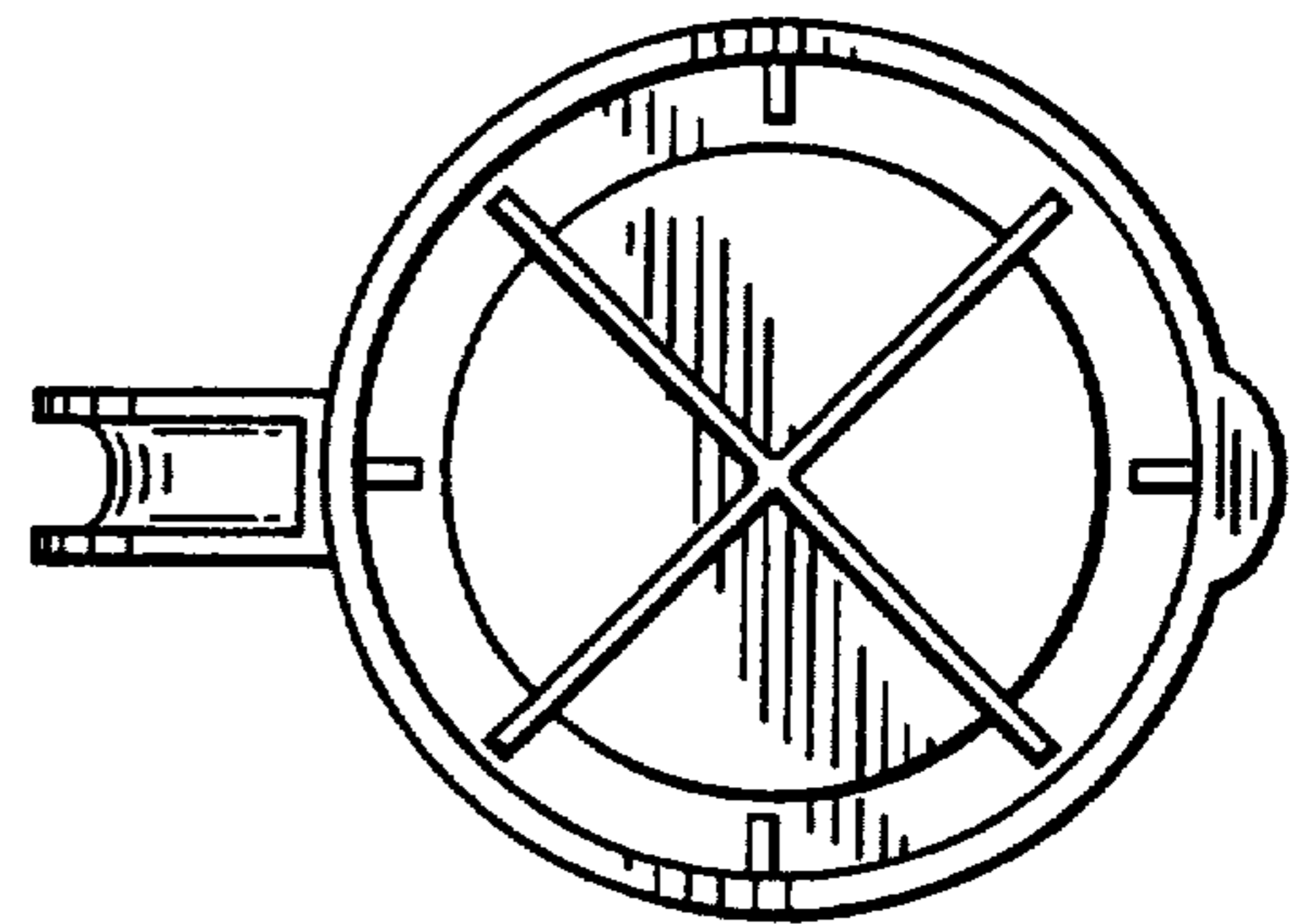


FIG. 3

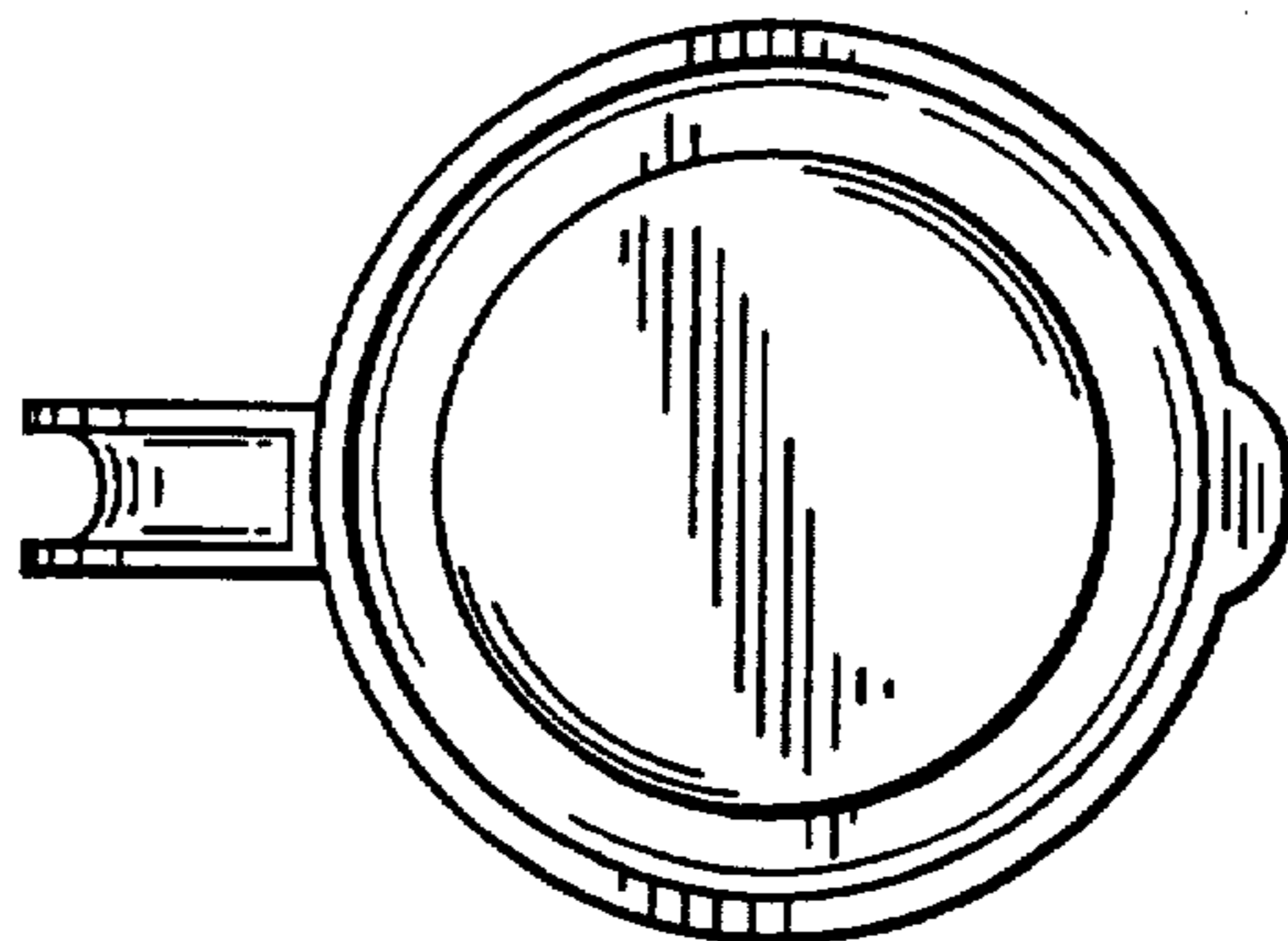


FIG. 4




FIG. 5




FIG. 6

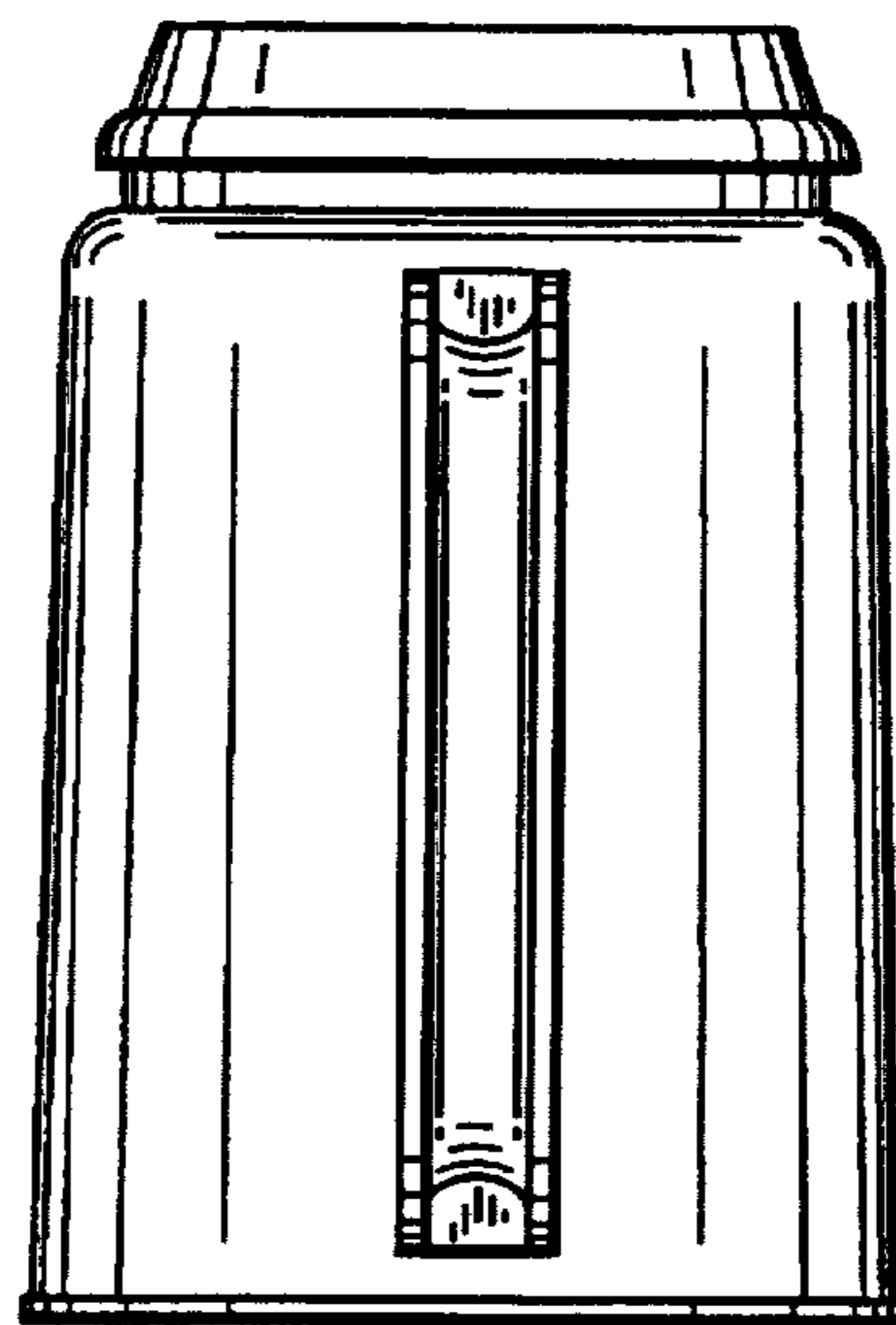


FIG. 7




FIG. 8

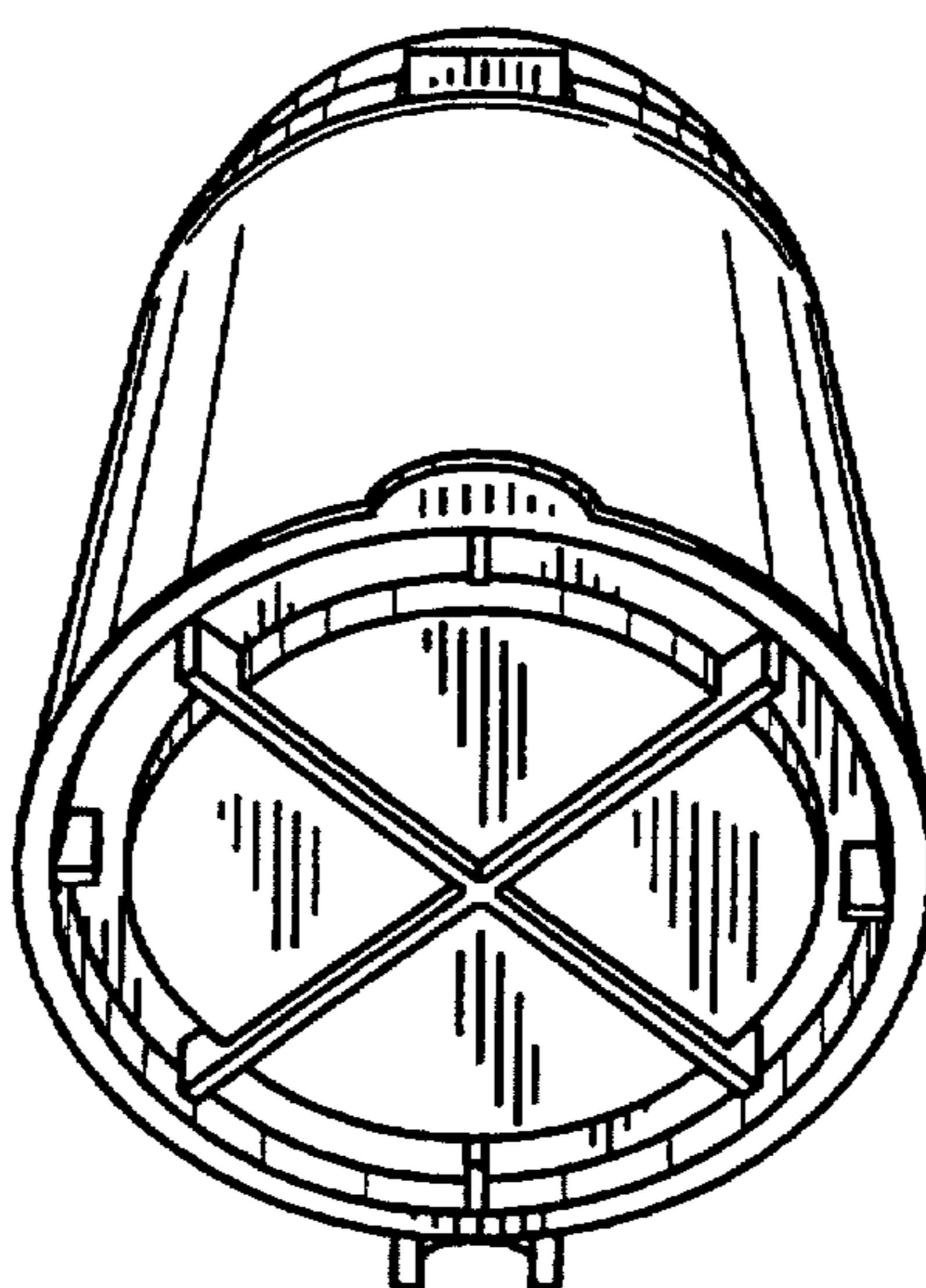


FIG. 9