



US00D351305S

# United States Patent [19]

[11] Patent Number: **Des. 351,305**

Law

[45] Date of Patent: **\*\* Oct. 11, 1994**

[54] **HANGER FOR KITCHEN TOOLS**

4,586,616 5/1986 Cooper et al. .... 211/87

[76] Inventor: **Yung K. Law**, Block C & D, 14th Floor, Yick Shiu Industrial Building, 1 San on Street, Tuen Min, N.T., Hong Hong, Hong Kong

### OTHER PUBLICATIONS

*Domus* May 1988, Special Bath Section, p. 14, Towel rack, top of page.

[\*\*] Term: **14 Years**

*Primary Examiner*—Brian N. Vinson

[21] Appl. No.: **5,008**

*Attorney, Agent, or Firm*—Fulbright & Jaworski

[22] Filed: **Feb. 18, 1993**

### [57] CLAIM

### [30] Foreign Application Priority Data

The ornamental design for a hanger for kitchen tools, as shown and described.

Aug. 22, 1992 [GB] United Kingdom ..... 2025206

### DESCRIPTION

[52] U.S. Cl. .... **D6/567**

FIG. 1 is a bottom plan view of a hanger for kitchen tools showing my new design;

[58] Field of Search ..... D6/546, 548, 549, 553,

FIG. 2 is a top plan view thereof;

D6/567, 513; 211/13, 86-87, 123-124, 181, 182; 248/251, 302

FIG. 3 is a front elevational view thereof, the rear being a mirror image of that shown;

### [56] References Cited

#### U.S. PATENT DOCUMENTS

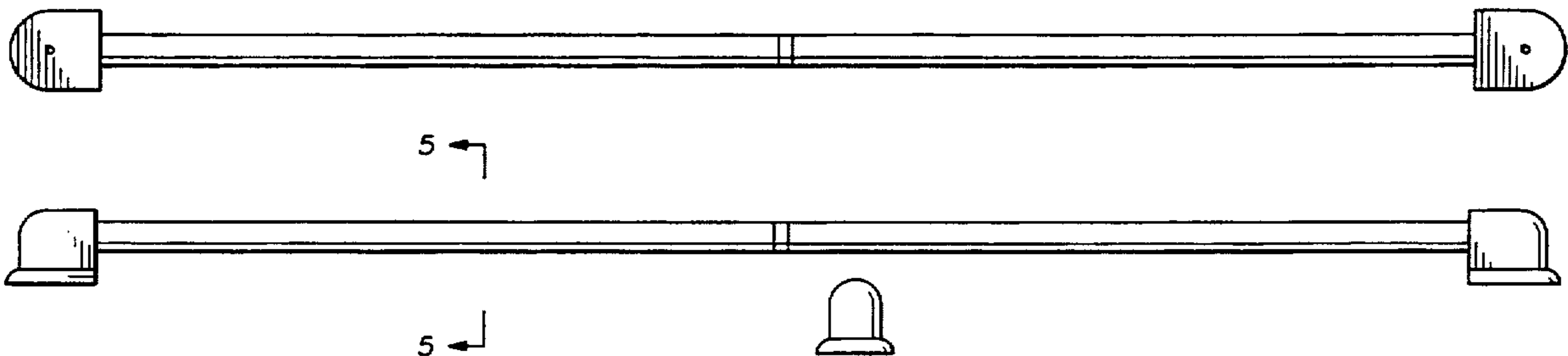
D. 186,098 9/1959 Smith ..... D6/549

FIG. 4 is a left side elevational view thereof;

D. 334,315 3/1993 Bengston ..... D6/546

FIG. 5 is a vertical cross-sectional view thereof, taken along line 5-5 of FIG. 3; and,

FIG. 6 is a right side elevational view thereof.



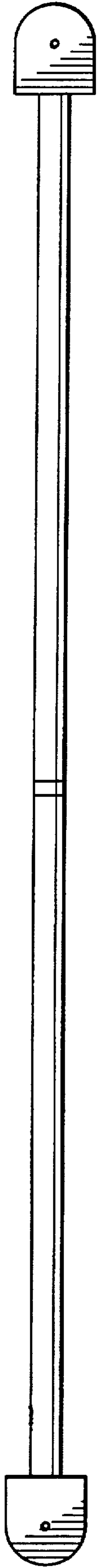


FIG. 1

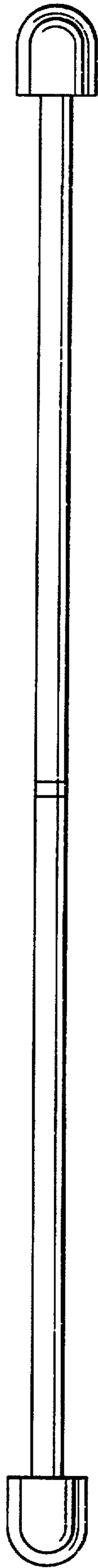


FIG. 2

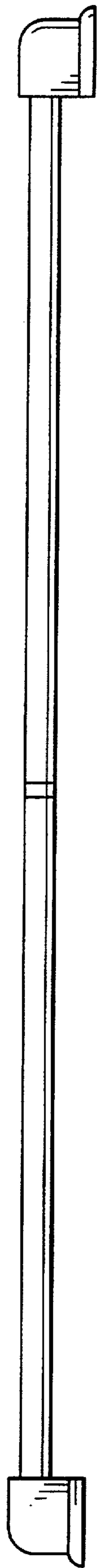


FIG. 3




FIG. 4




FIG. 5



FIG. 6