



US00D351213S

United States Patent [19]
Hudson, Jr.

[11] **Patent Number: Des. 351,213**
[45] **Date of Patent: ** Oct. 4, 1994**

[54] **MULTIPLE NOZZLE ON A FLEXIBLE STRAP FOR A GARDEN SPRAYER**
[75] **Inventor: Robert C. Hudson, Jr., Northbrook, Ill.**
[73] **Assignee: H. D. Hudson Manufacturing Company, Chicago, Ill.**
[**] **Term: 14 Years**
[21] **Appl. No.: 10,809**
[22] **Filed: Jul. 19, 1993**
[52] **U.S. Cl. D23/213**
[58] **Field of Search 239/200-206, 239/222.11-222.24, 230-233, 273, 275-276, 288, 288.3, 288.5, 443-444, 456, 550-552, 556-558, 391, 392, 394, 395; D23/214-221**

3,091,401 5/1963 Hrauy 239/276
3,131,868 5/1964 Coleman 239/391
3,191,809 6/1965 Schultz et al. .
3,908,909 9/1975 Kaatz 239/276
4,135,669 1/1979 Bridges et al. 239/391
4,382,530 5/1983 Calisto .

Primary Examiner—Wallace R. Burke
Assistant Examiner—Robin V. Taylor
Attorney, Agent, or Firm—Kane, Dalsimer, Sullivan, Kurucz, Levy, Eisele & Richard

[57] **CLAIM**

The ornamental design for a multiple nozzle on a flexible strap for a garden sprayer, as shown and described.

DESCRIPTION

FIG. 1 is a top plan view of a multiple nozzle on a flexible strap for a garden sprayer showing my design; FIG. 2 is a side elevational view thereof; FIG. 3 is a bottom plan view thereof; FIG. 4 is an end view thereof, the other end being a mirror image thereof; and, FIG. 5 is a perspective view thereof.

[56] **References Cited**
U.S. PATENT DOCUMENTS
D. 324,824 3/1992 Hansen D9/435
3,022,955 2/1962 Riddell .

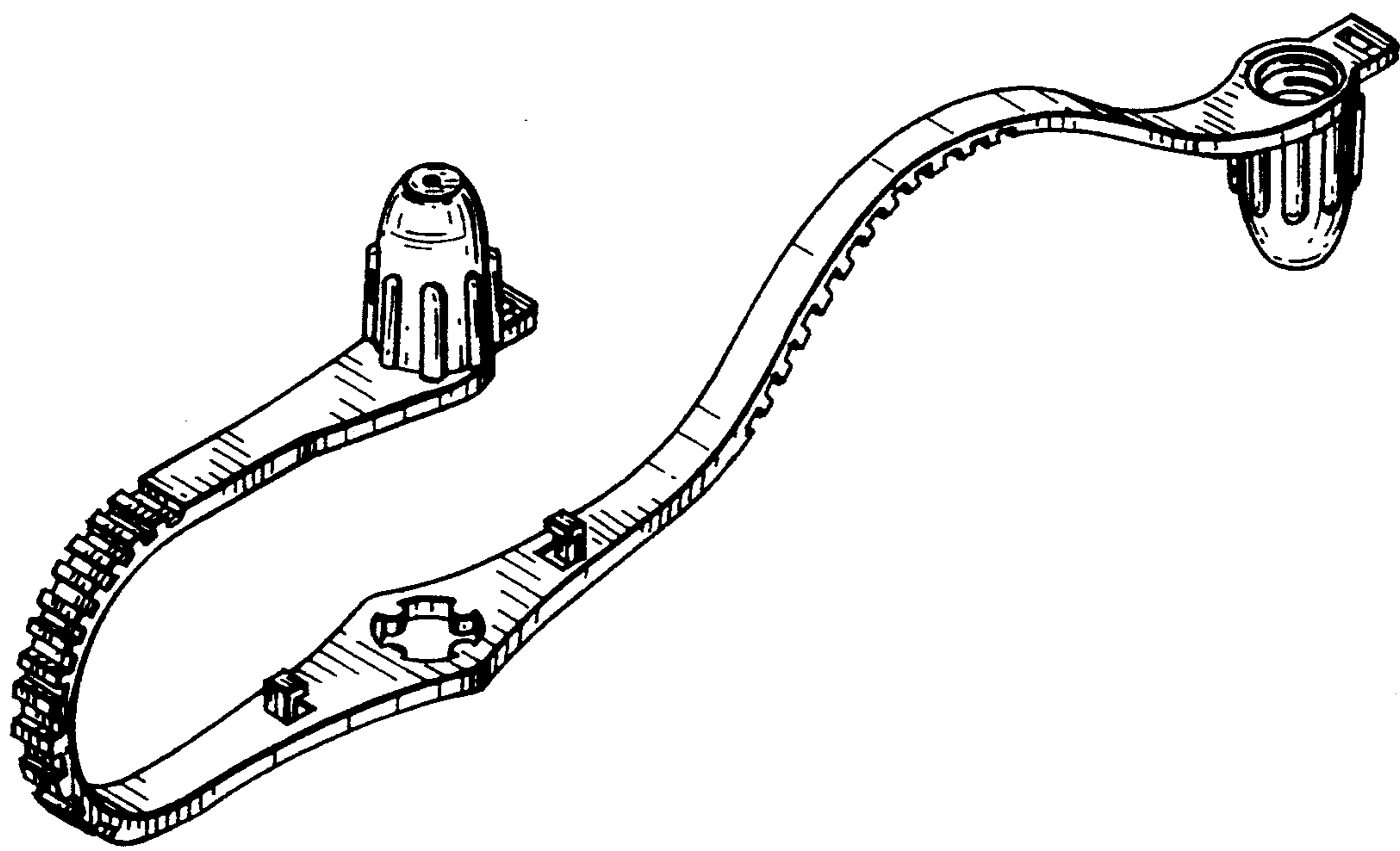




FIG. 1

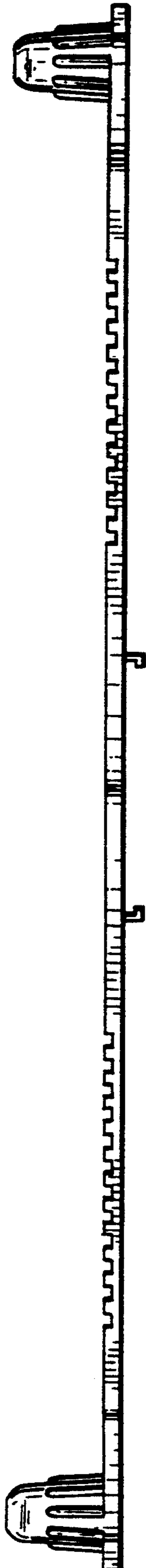


FIG. 2

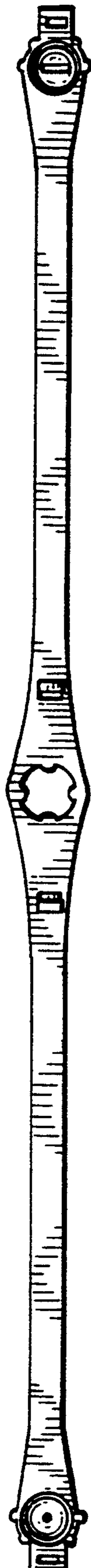


FIG. 3



FIG. 4

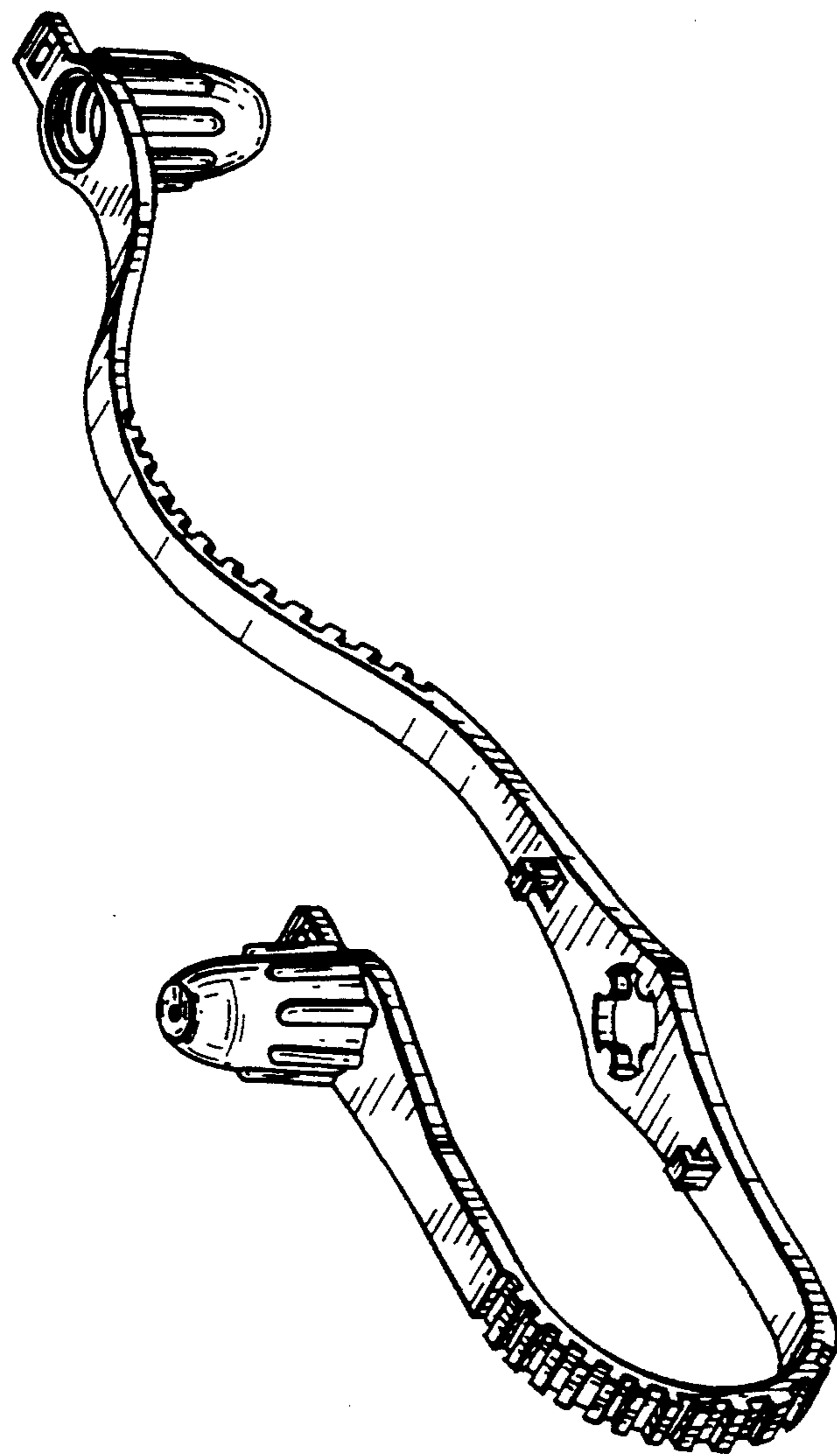


FIG. 5