



US00D351205S

United States Patent [19]
Stennett

[11] **Patent Number: Des. 351,205**
[45] **Date of Patent: ** Oct. 4, 1994**

[54] **TENNIS RACKET**

[56] **References Cited**

U.S. PATENT DOCUMENTS

[75] **Inventor: Patrick Stennett, Springfield, Mass.**

D. 273,507 4/1984 Yoneyama D21/212
5,034,082 7/1991 Nolan 273/73 R X
5,098,098 3/1992 Petralia 273/73 C X

[73] **Assignee: Lisco, Inc., Tampa, Fla.**

Primary Examiner—Terry A. Wallace

[**] **Term: 14 Years**

[57] **CLAIM**

The ornamental design of the tennis racket, as shown and described.

[21] **Appl. No.: 4,412**


DESCRIPTION

FIG. 1 is a front elevational view of the tennis racket showing my new design;
FIG. 2 is a rear elevational view thereof;
FIG. 3 is a right side elevational view thereof;
FIG. 4 is a left side elevational view thereof;
FIG. 5 is a top plan view thereof; and,
FIG. 6 is a bottom plan view thereof.

[22] **Filed: Feb. 4, 1993**

[52] **U.S. Cl. D21/212**

[58] **Field of Search 273/73 R, 75, 73 C,
273/73 F, 73 G, 73 H, 73 J, 73 K, 73 L;
D21/212-213**



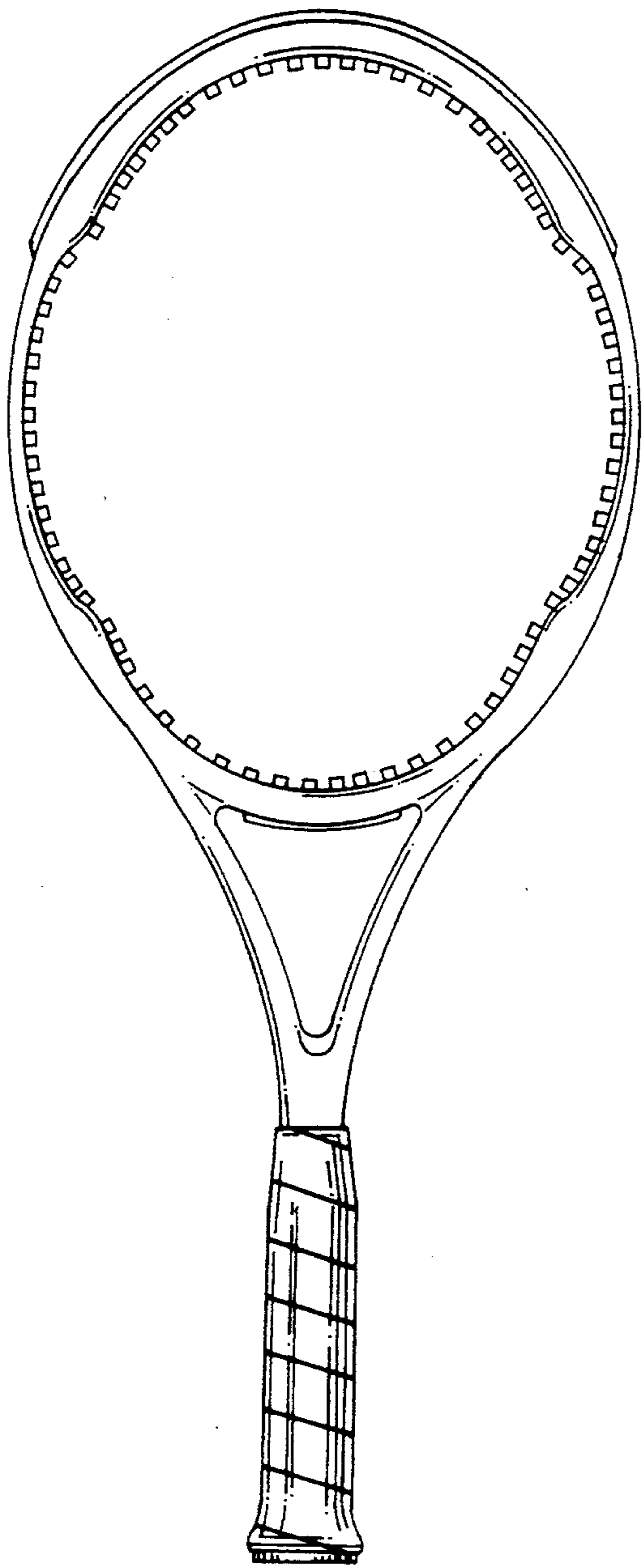


FIG. 1

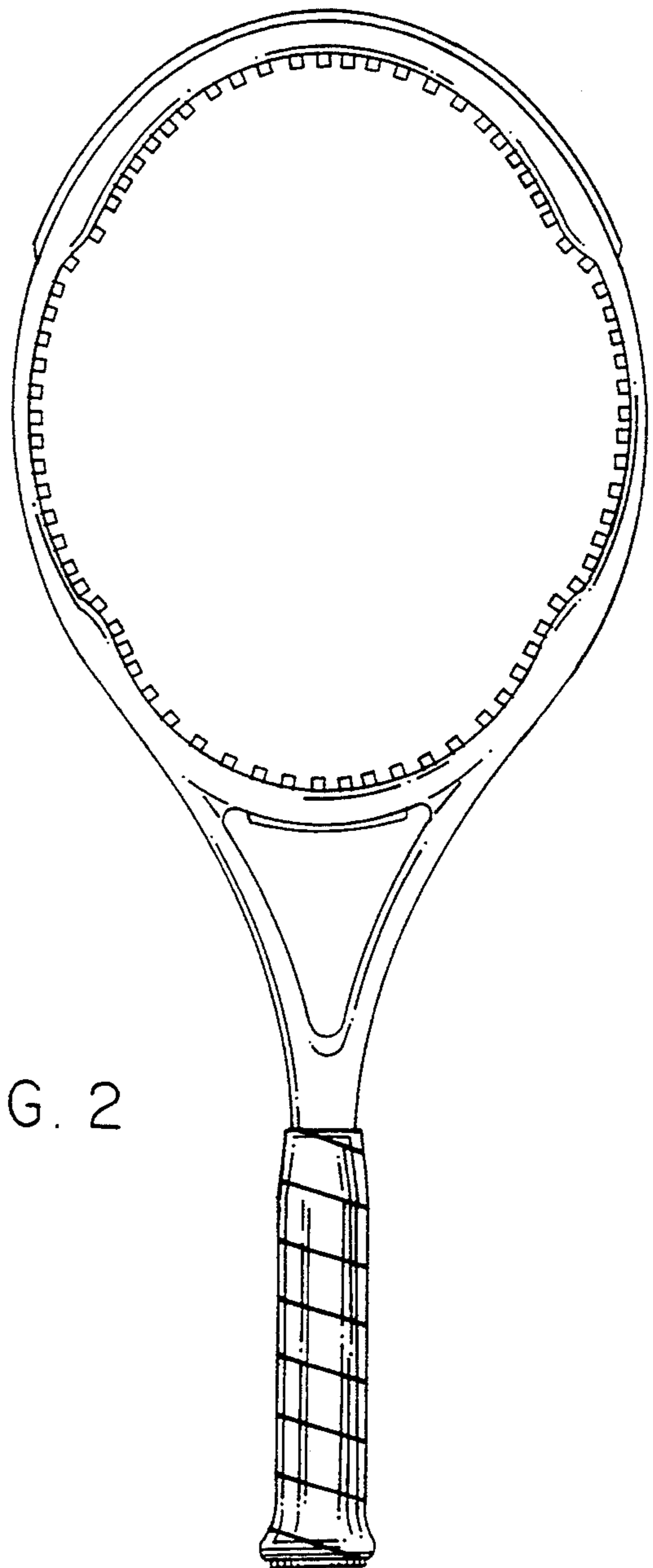


FIG. 2

FIG. 3

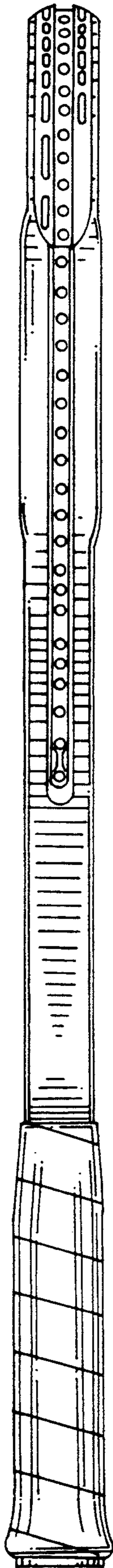
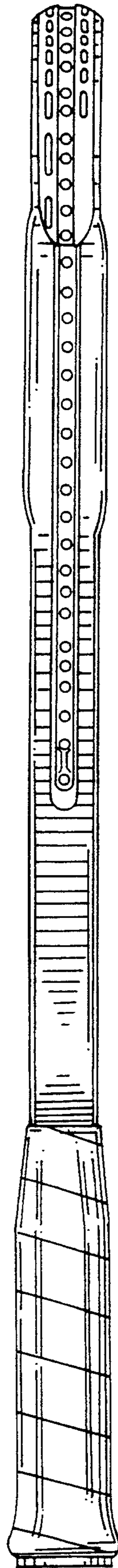


FIG. 4



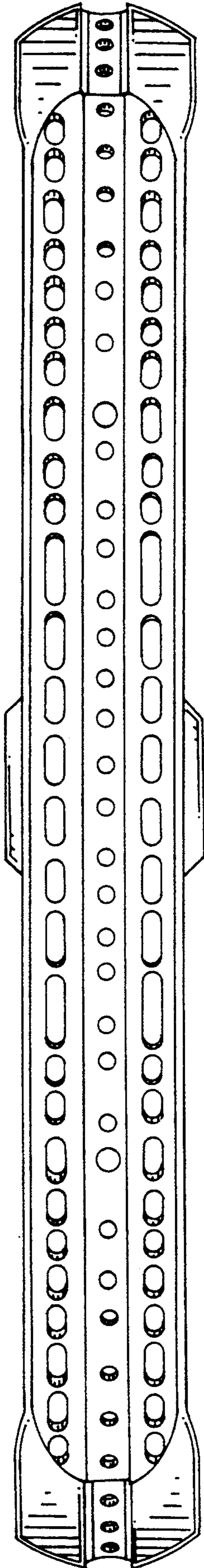


FIG. 5

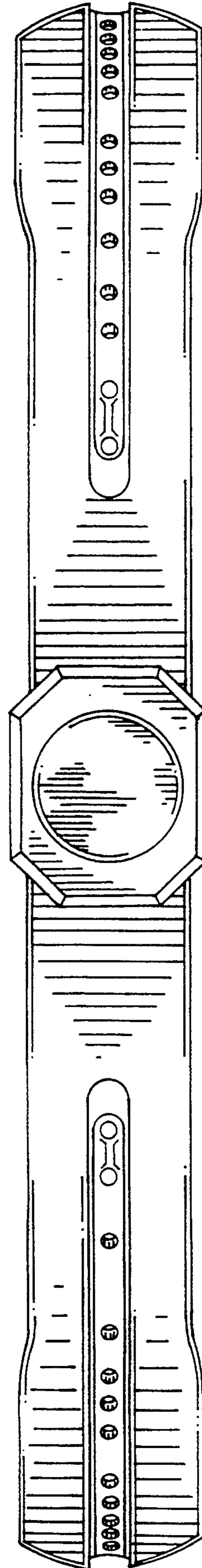


FIG. 6