



US00D351204S

**United States Patent** [19]  
**Eriksson**

[11] **Patent Number: Des. 351,204**  
[45] **Date of Patent: \*\* Oct. 4, 1994**

[54] **GOLF TEE**  
[76] **Inventor: Lars Eriksson, Sveagatan 50, S-361  
31 Emmaboda, Sweden**  
[\*\*] **Term: 14 Years**  
[21] **Appl. No.: 9,759**  
[22] **Filed: Jun. 21, 1993**

2,455,705 12/1948 Seager ..... D21/234 X

**FOREIGN PATENT DOCUMENTS**

9117801 11/1991 PCT Int'l Appl. .... 273/212  
9306897 4/1993 PCT Int'l Appl. .... 273/202

*Primary Examiner*—Melvin B. Feifer  
*Assistant Examiner*—Cheri Cohen  
*Attorney, Agent, or Firm*—Ostrolenk, Faber, Gerb & Soffen

[30] **Foreign Application Priority Data**

Dec. 21, 1992 [SE] Sweden ..... 92-2695  
[52] **U.S. Cl. .... D21/208**  
[58] **Field of Search .... 273/33, 32.5, 32 A,  
273/32 B, 35 R, 185 C, 195 A, 195 R, 196,  
201-212; 248/545; 434/252; D21/208, 234**

[57] **CLAIM**

The ornamental design for a golf tee, as shown and described.

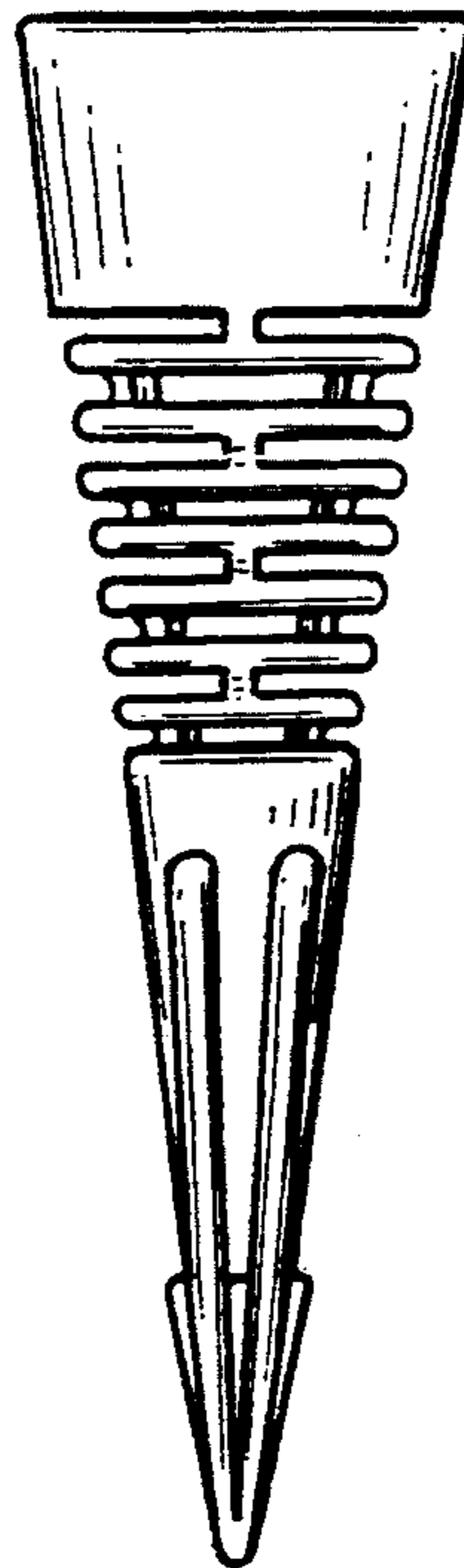
**DESCRIPTION**

FIG. 1 is a front, side view of a golf tee showing my new design, the view from the direction opposite FIG. 1 and from the right and left being essentially the same; FIG. 2 is a top view thereof; FIG. 3 is a bottom view thereof; FIG. 4 is another side view rotated 45° from FIG. 1; FIG. 5 is an elevational cross sectional view along the line 5—5 of FIG. 4; and, FIG. 6 is a plan, cross sectional view taken along the line 6—6 of FIG. 4.

[56] **References Cited**

**U.S. PATENT DOCUMENTS**

D. 142,521 10/1945 Hughes ..... D21/208  
D. 161,602 1/1951 Ward ..... 273/33 X  
D. 174,910 6/1955 Larson ..... D21/208  
D. 326,129 5/1992 Hirschmann ..... D21/208  
1,641,155 9/1927 Clausing ..... D21/208 X  
2,018,146 10/1935 Penny ..... D21/234 X



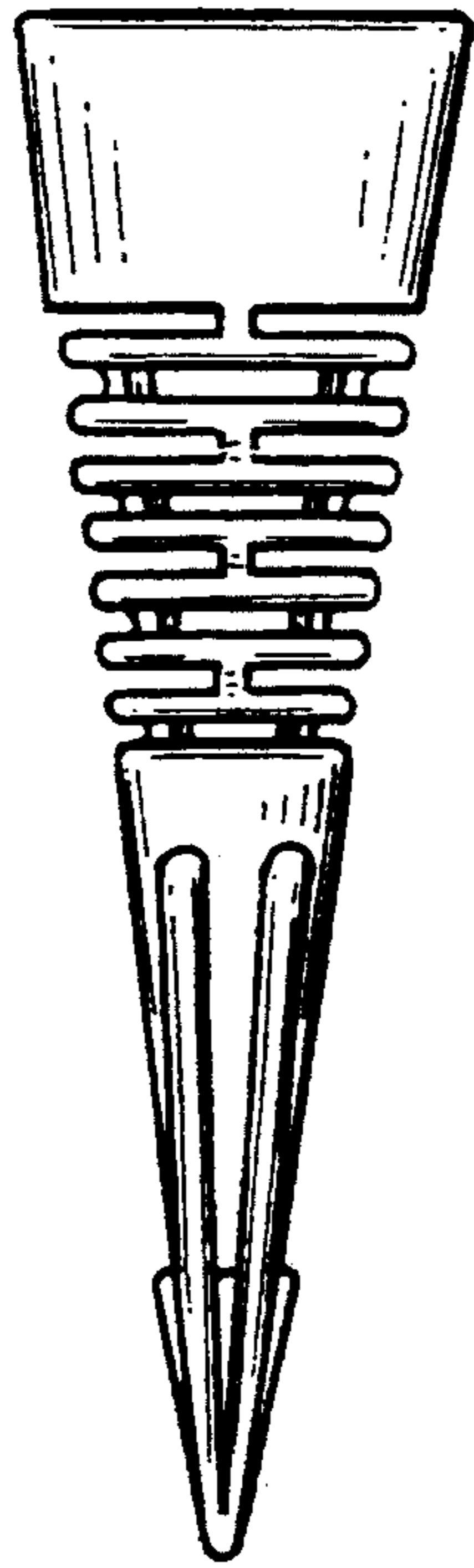


FIG. 1.

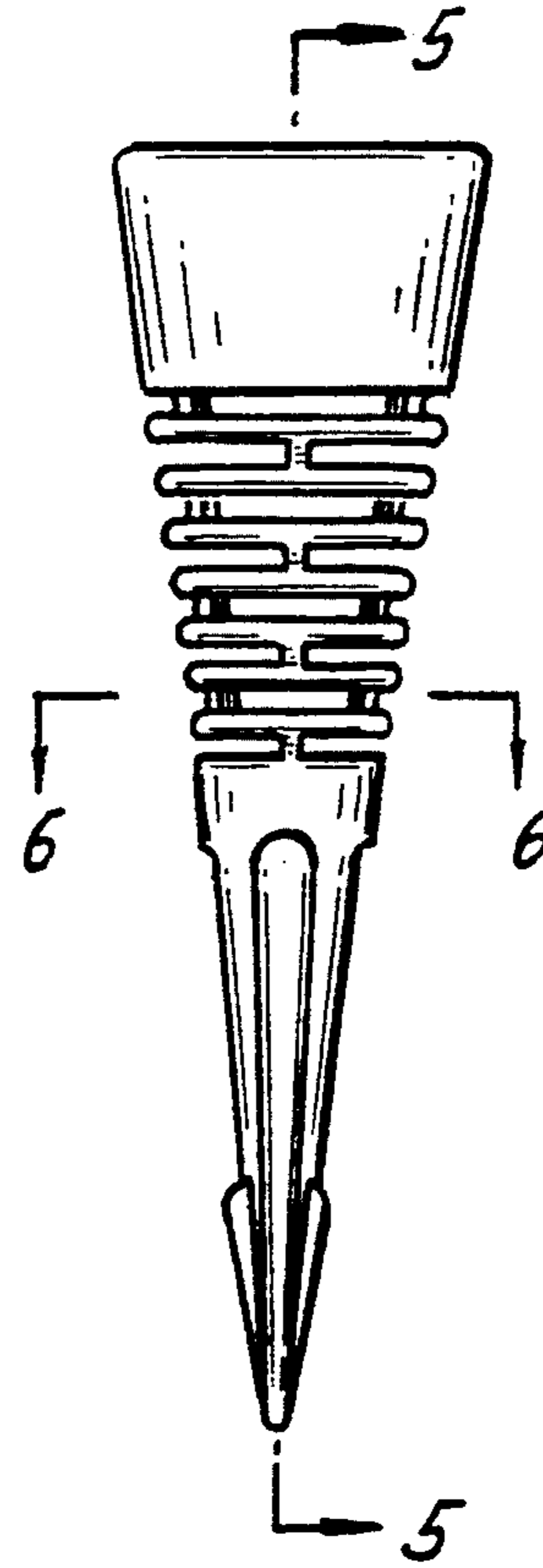


FIG. 4.

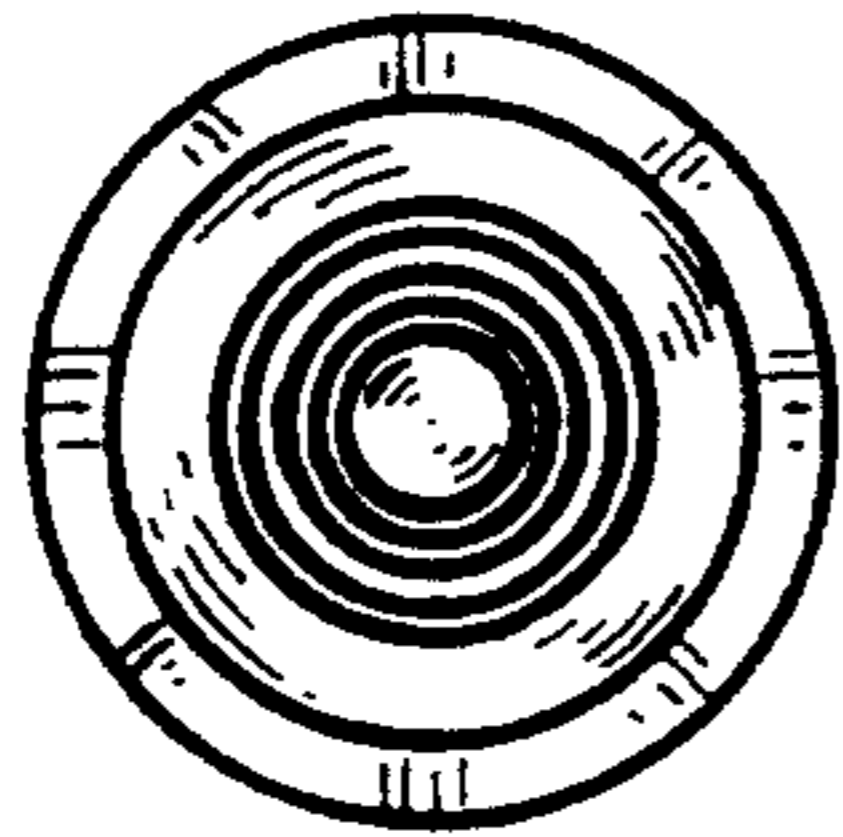


FIG. 2.



FIG. 3.




FIG. 6.

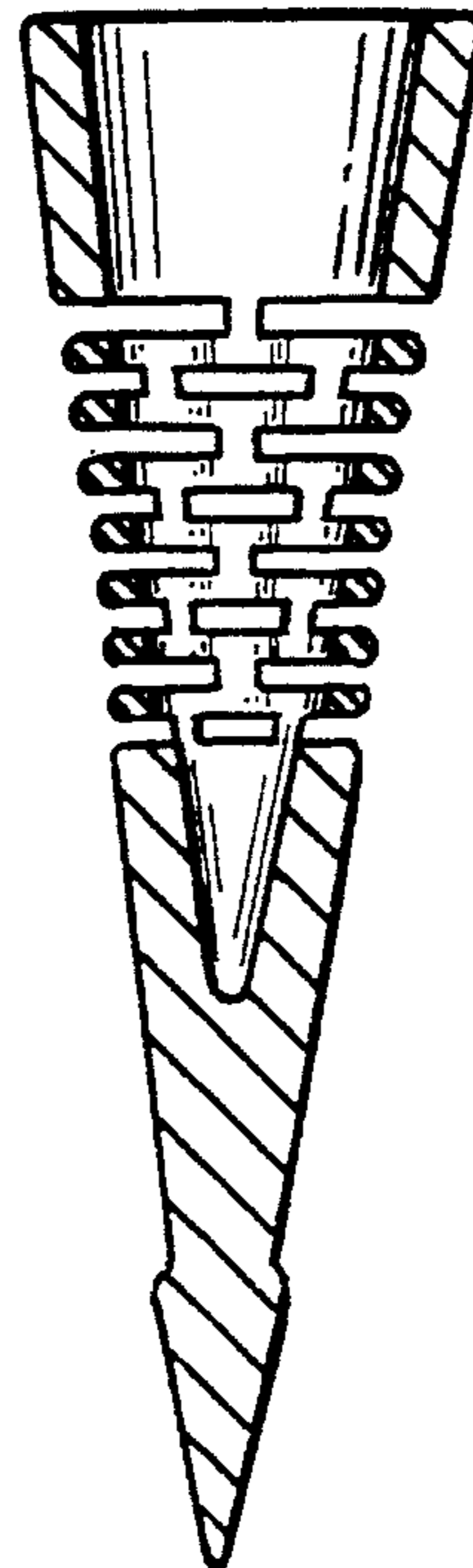


FIG. 5.