



US00D351201S

United States Patent [19] Schopfer

[11] Patent Number: **Des. 351,201**
[45] Date of Patent: **** Oct. 4, 1994**

[54] **END PIECE FOR A SLIDING EXERCISER**

5,133,700 7/1992 Braathen 482/51
5,222,928 6/1993 Yacullo 482/71

[75] Inventor: **E. Kevin Schopfer, Weston, Mass.**

[73] Assignee: **Reebok International Ltd.,
Stoughton, Mass.**

[**] Term: **14 Years**

[21] Appl. No.: **6,461**

[22] Filed: **Mar. 30, 1993**

[52] U.S. Cl. **D21/191**

[58] Field of Search 482/71; D6/616, 596;
D7/550; D21/191, 192, 193

[56] **References Cited**

U.S. PATENT DOCUMENTS

Re. 34,320	7/1993	Keppler	482/51
D. 303,466	9/1989	Haggerty et al.	D6/503
D. 310,460	9/1990	Vergnano	D6/583
D. 315,004	2/1991	Newton, Jr.	D21/199
D. 321,918	11/1991	Blanchard	D21/191
D. 330,922	11/1992	Novakoski	D21/191
D. 336,671	6/1993	Novakoski	D21/191
D. 338,248	8/1993	Beck	D21/199
4,129,916	12/1978	Schlesinger et al.	14/69.5
4,779,862	10/1988	Keppler	272/70
4,911,430	3/1990	Flament	272/97
4,940,226	7/1990	Carra	272/70
5,052,682	10/1991	Croce, Jr. et al.	272/70
5,076,571	12/1991	Croce, Jr. et al.	272/70
5,078,393	1/1992	Morasiewicz	482/51
5,114,387	5/1992	Keppler	482/51

OTHER PUBLICATIONS

Running Times, Powerstride™, (May 1993).
Self Care Catalog, Body Slide XP™, p. 4 (Early Autumn 1993).
Sportstyle, Body Slide, p. 50 (Nov. 9, 1992).

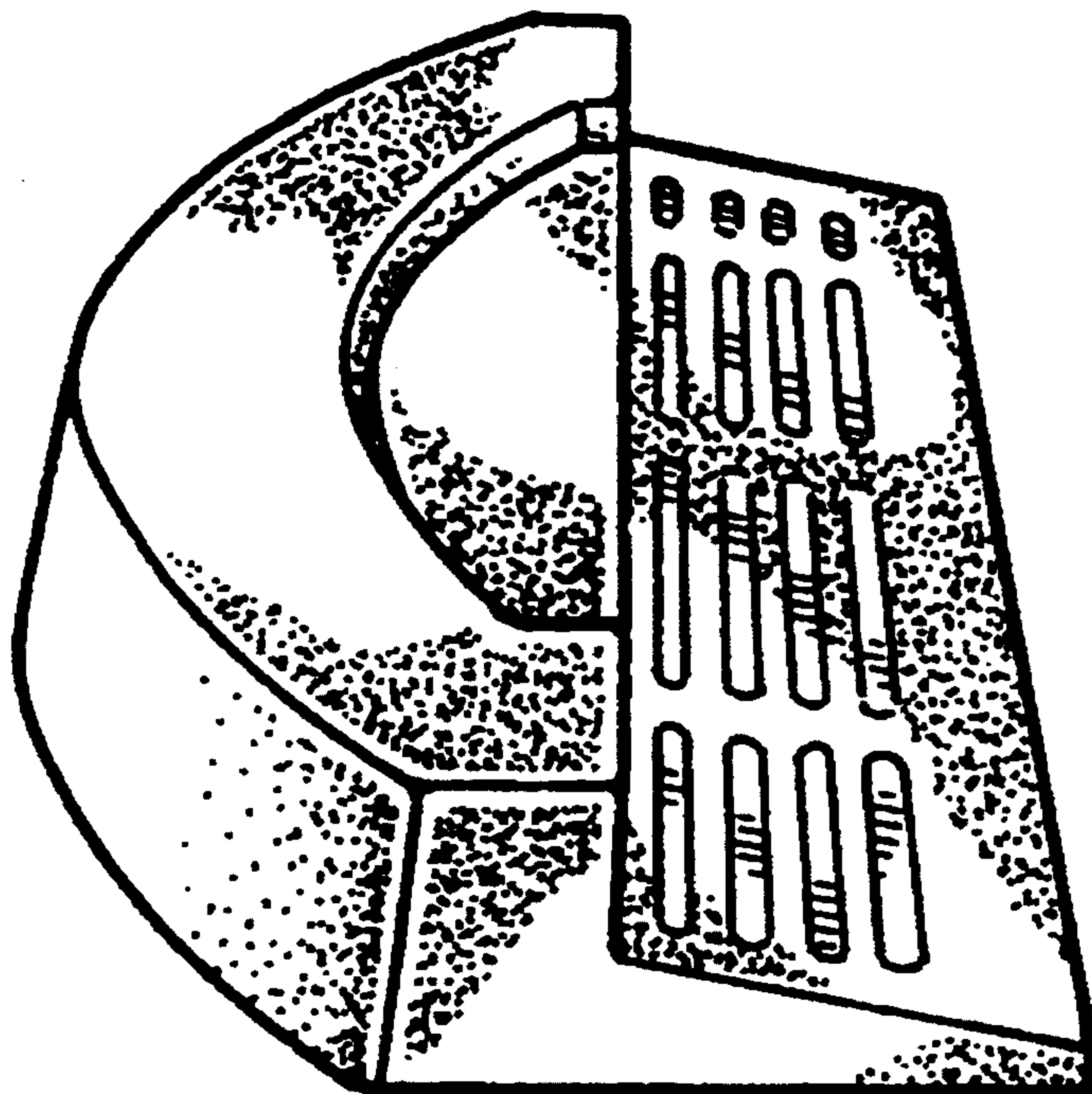
Primary Examiner—Melvin B. Feifer
Assistant Examiner—Philip Hyder
Attorney, Agent, or Firm—Sterne, Kessler, Goldstein & Fox

[57] CLAIM

The ornamental design for an end piece for a sliding exerciser, as shown and described.

DESCRIPTION

FIG. 1 is a top left perspective view of an end piece for a sliding exerciser showing my new design;
FIG. 2 is a top plan view thereof;
FIG. 3 is a left side elevational view thereof;
FIG. 4 is a right side elevational view thereof;
FIG. 5 is a rear elevational view thereof;
FIG. 6 is a front elevational view thereof;
FIG. 7 is a top left perspective view of an alternate embodiment of my new design;
FIG. 8 is a top plan view thereof; and,
FIG. 9 is a front elevational view thereof.
The bottom of the claimed design is plain and unornamented.



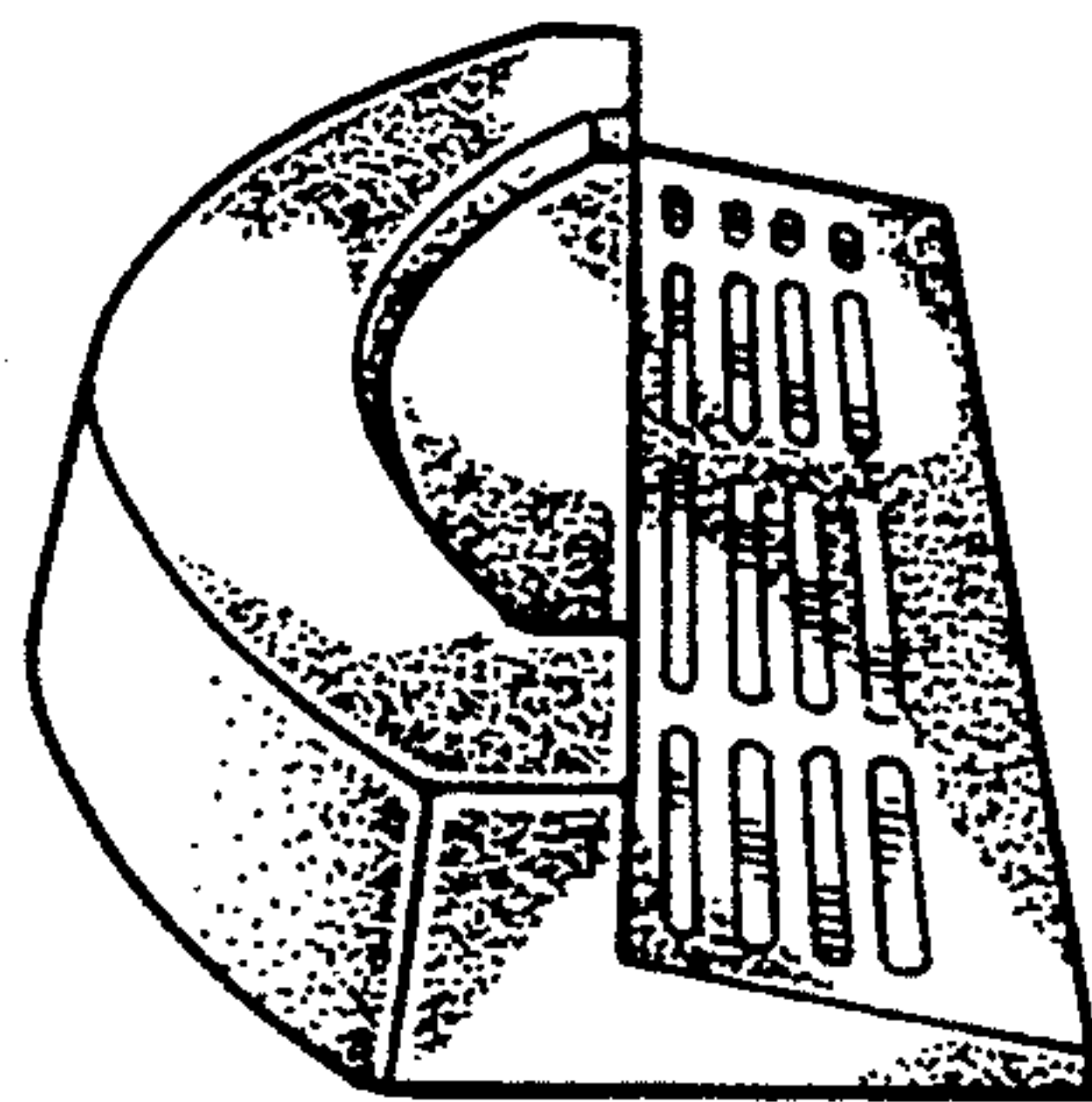


FIG. 1

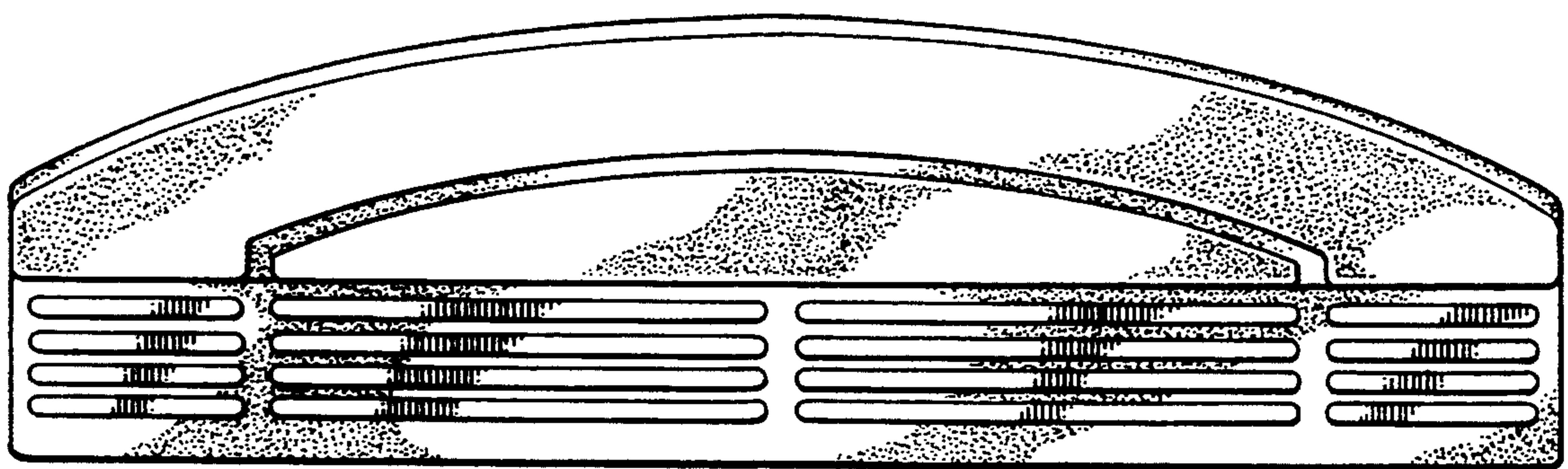


FIG. 2




FIG. 3



FIG. 4

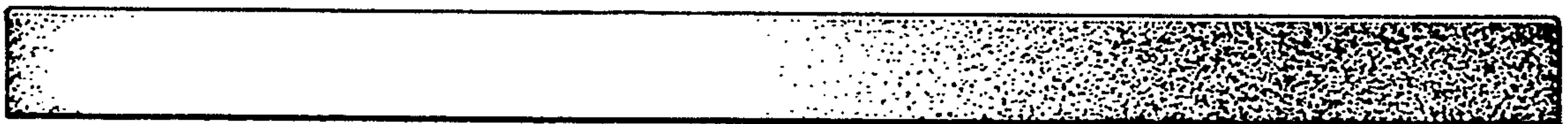


FIG. 5




FIG. 6

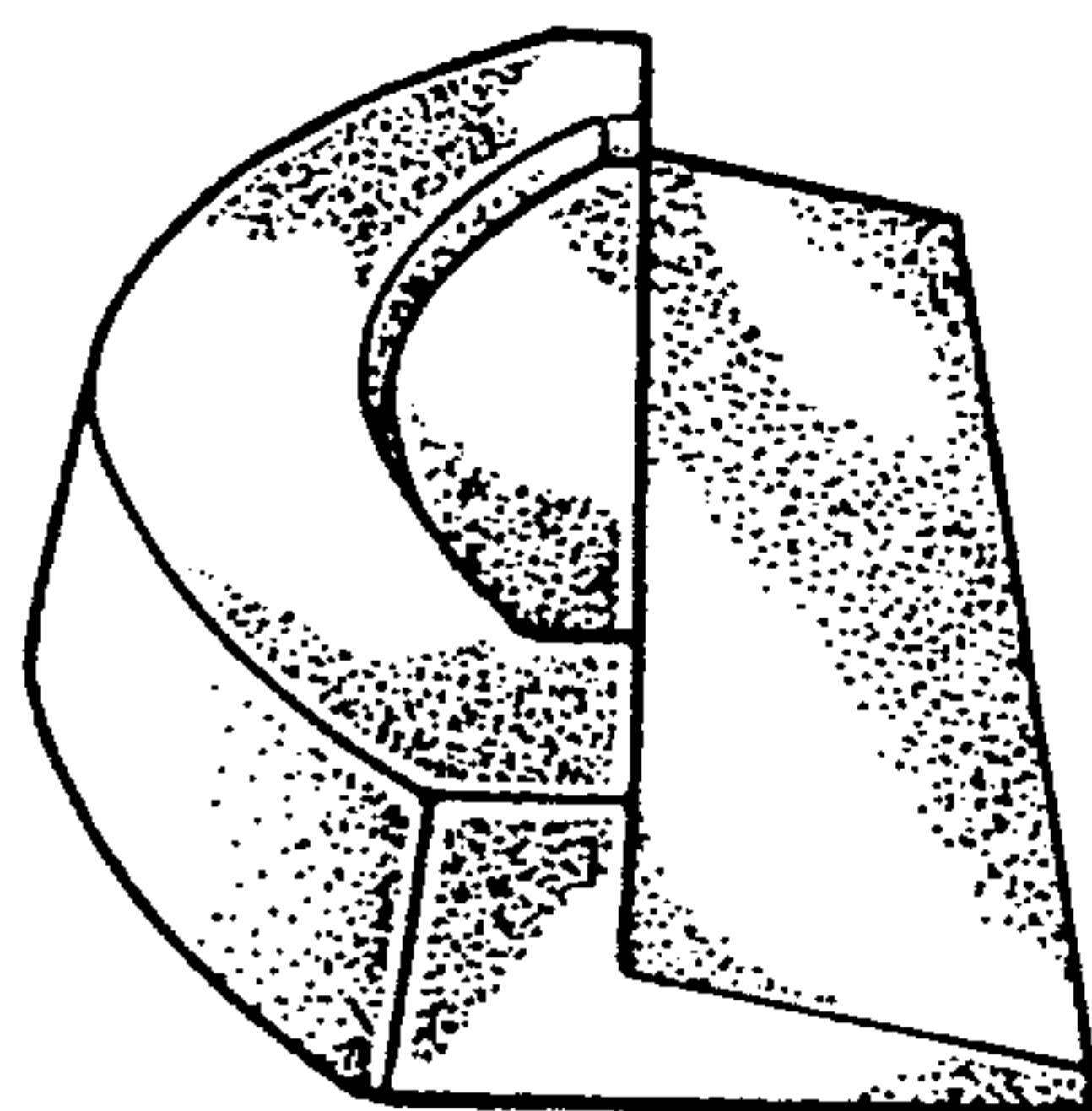


FIG. 7

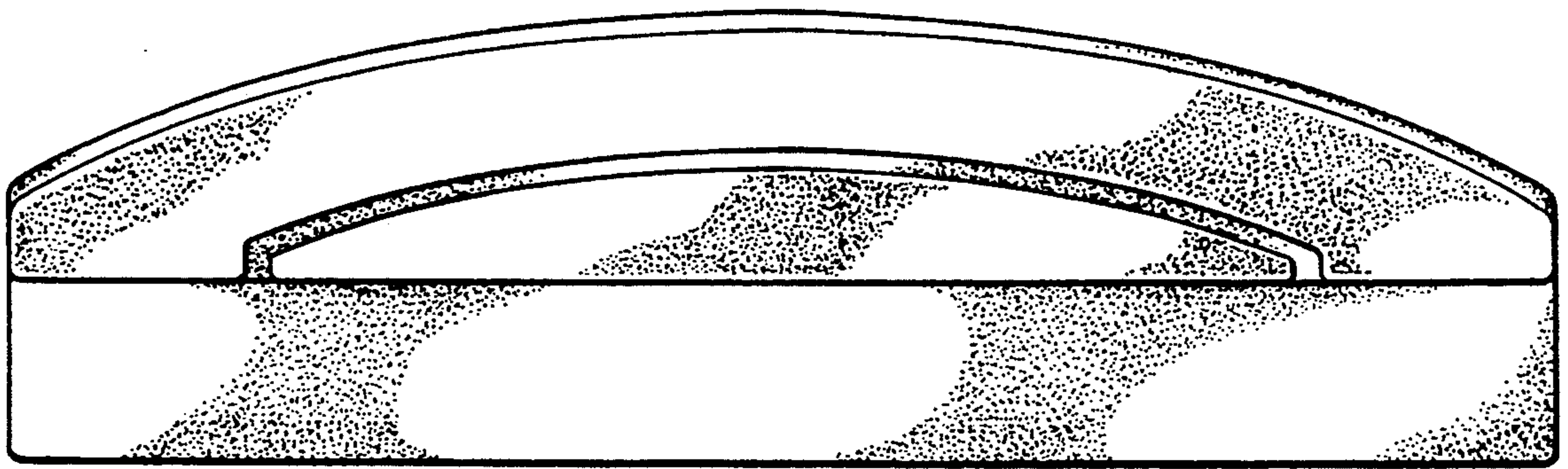


FIG. 8



FIG. 9