



US00D351192S

**United States Patent** [19]  
**Klein**

[11] **Patent Number: Des. 351,192**  
[45] **Date of Patent: \*\* Oct. 4, 1994**

[54] **COMBINED BOOK MARK AND LINE INDICATOR**

[76] **Inventor: Milton L. Klein, 30 E. 208th St., Bronx, N.Y. 10467**

[\*\*] **Term: 14 Years**

[21] **Appl. No.: 816,053**

[22] **Filed: Jan. 2, 1992**

[52] **U.S. Cl. .... D19/34; D19/65**

[58] **Field of Search .... D6/303; 281/42; 116/234, 235, 236, 239, 240; D19/1, 34, 36, 37, 38, 39, 40, 65, 99, 100; D16/118**

[56] **References Cited**

**U.S. PATENT DOCUMENTS**

D. 170,467	9/1953	Kremin	.....	D19/34
D. 220,341	3/1971	Cash	.....	D6/303
D. 263,605	3/1982	Zborowsky	.....	D19/1
D. 306,867	3/1990	Leger	.....	D16/118 X

D. 307,442	4/1990	Cooper	.....	D19/34
1,232,116	7/1917	Stechan	.....	116/236
2,543,182	2/1951	Lang	.....	116/235
2,585,421	2/1952	Armand	.....	116/240

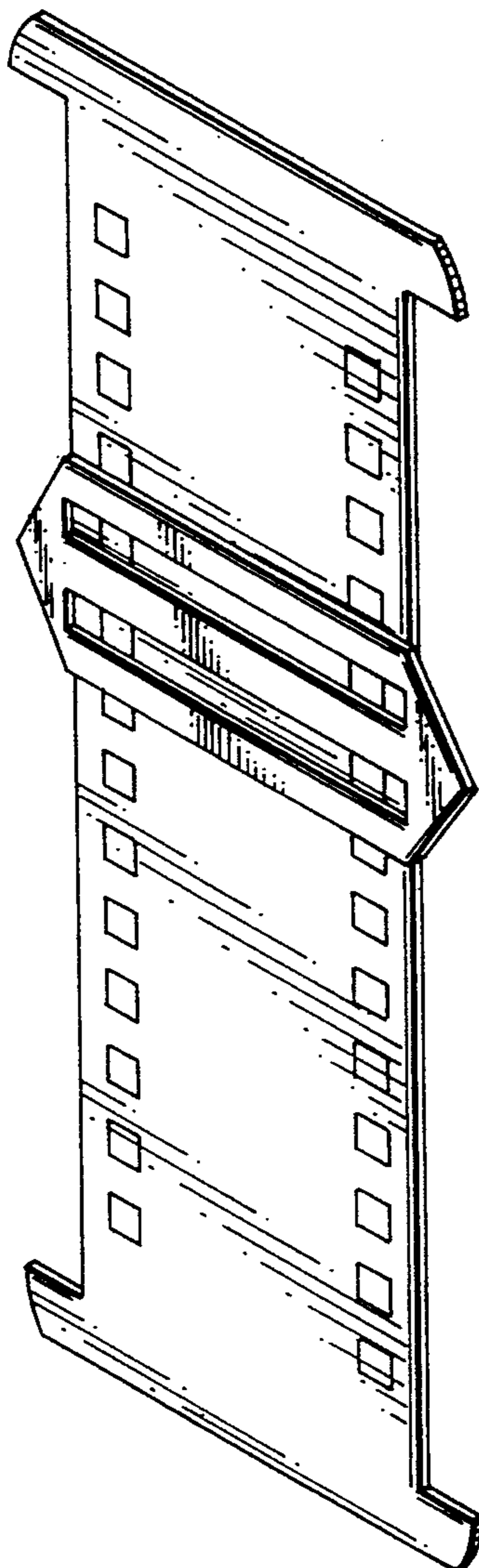
*Primary Examiner*—Martie Thompson  
*Attorney, Agent, or Firm*—Bernard J. Murphy

[57] **CLAIM**

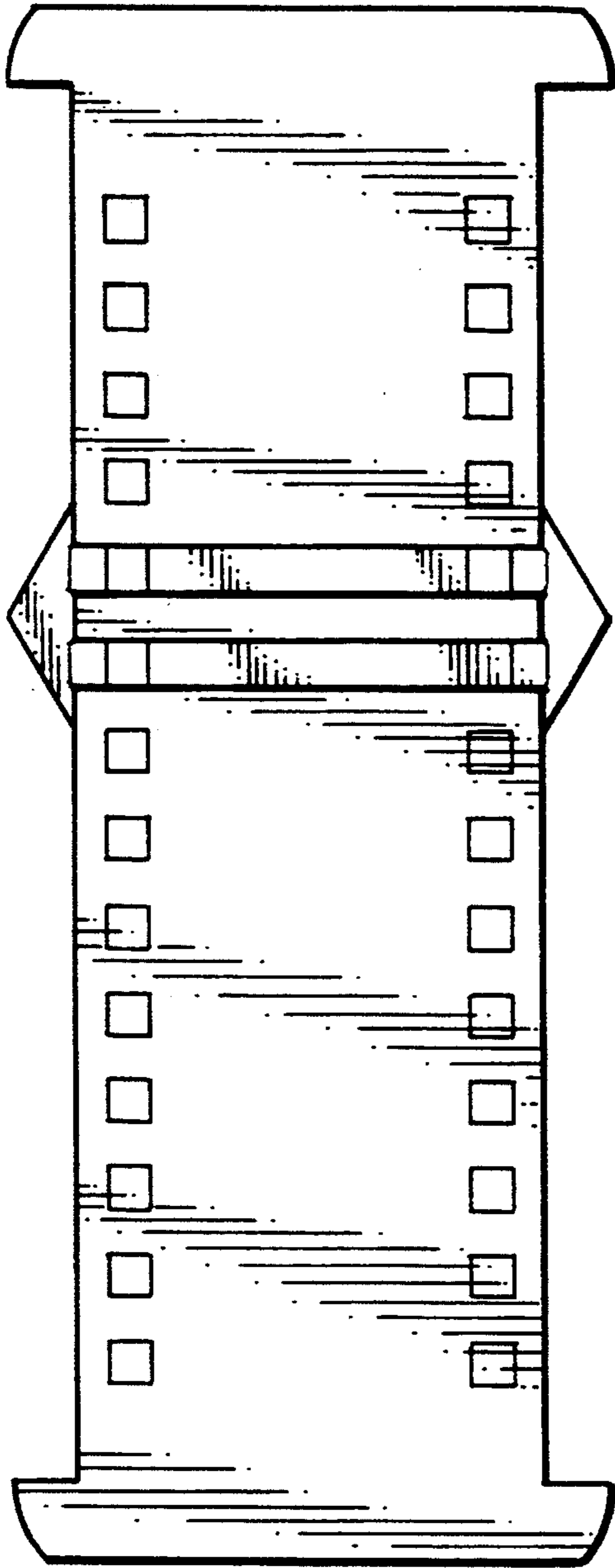
The ornamental design for a combined book mark and line indicator, as shown and described.

**DESCRIPTION**

FIG. 1 is a rear elevational view of a combined book mark and line indicator showing my new design; FIG. 2 is a front elevational view; FIG. 3 is a left side elevational view, the right side being a mirror image thereof; FIG. 4 is an end elevational view, the opposite end being a mirror image thereof; FIG. 5 is a front perspective view; and, FIG. 6 is a rear perspective view.



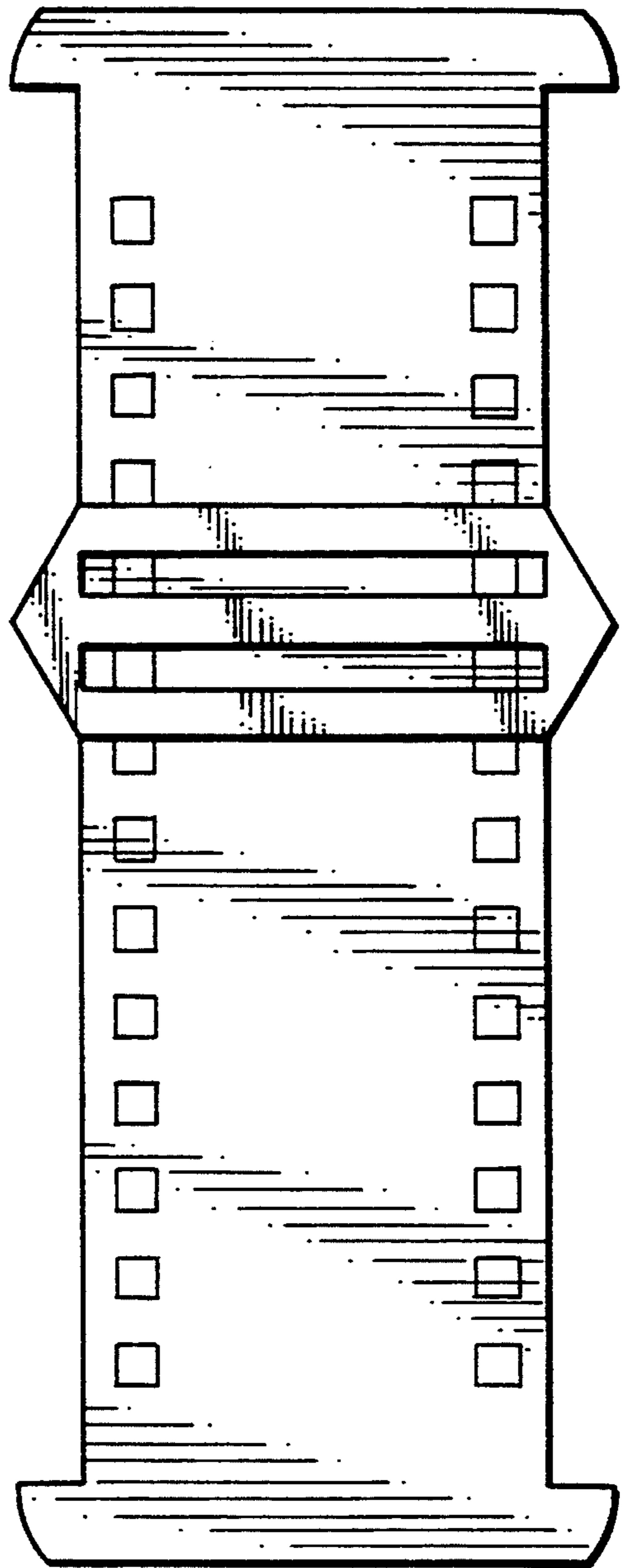
*FIG. 1*



*FIG. 3*



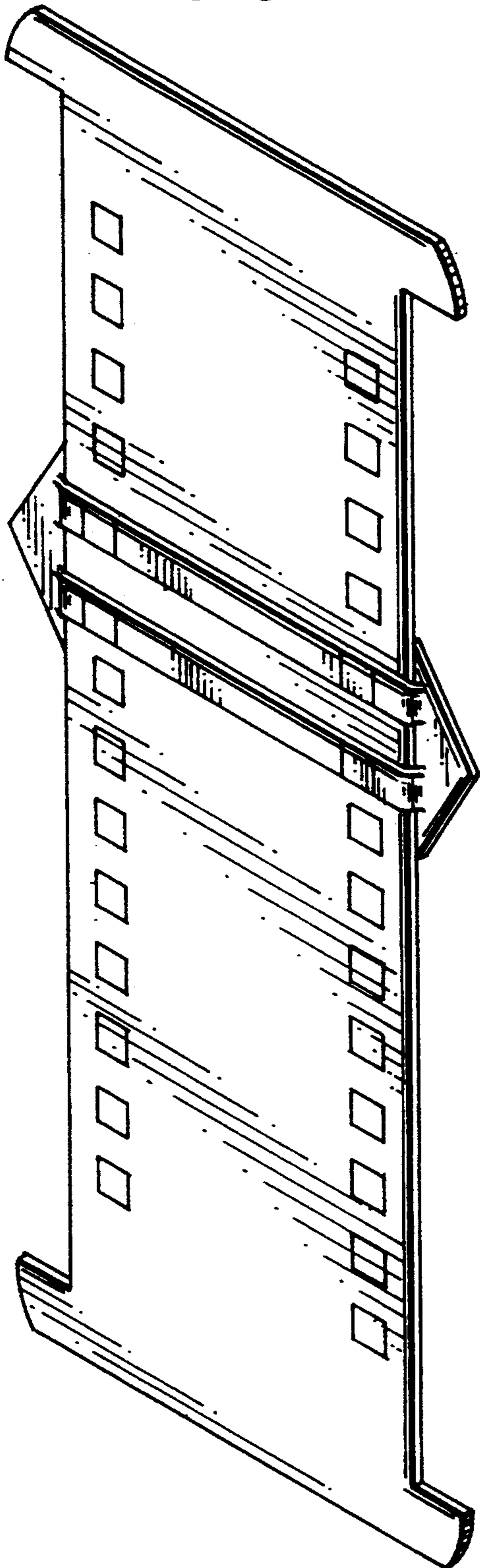
*FIG. 2*



*FIG. 4*



**FIG. 5**



**FIG. 6**

