



US00D351184S

# United States Patent [19]

[11] Patent Number: **Des. 351,184**

**Bellini**

[45] Date of Patent: **\*\* Oct. 4, 1994**

[54] **ELECTRONIC TYPEWRITER**  
 [75] Inventor: **Mario Bellini, Milan, Italy**  
 [73] Assignee: **Ing. C. Olivettie & C., S.p.A., Ivrea, Italy**  
 [\*\*] Term: **14 Years**  
 [21] Appl. No.: **3,203**  
 [22] Filed: **Jan. 5, 1993**

D. 301,041 5/1989 Kasprzycki ..... D18/1  
 D. 314,583 2/1991 Bellini ..... D18/1  
 D. 316,558 4/1991 Pierce ..... D18/1  
 D. 317,321 6/1991 Kasprzycki ..... D18/1  
 D. 317,934 7/1991 Pierce ..... D18/1  
 D. 334,942 4/1993 Hirose ..... D18/1

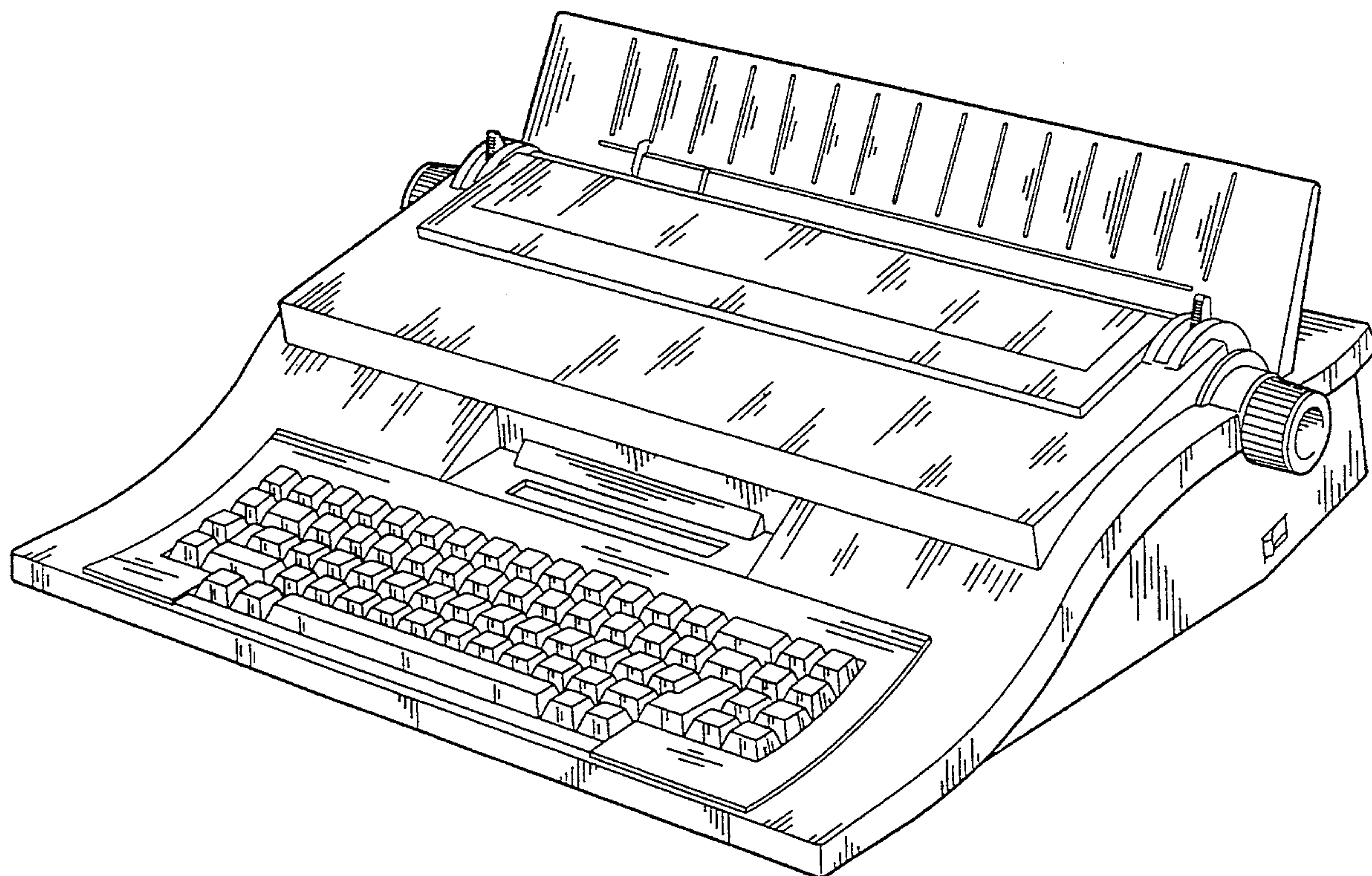
*Primary Examiner*—Alan P. Douglas  
*Assistant Examiner*—Caron D. Veynar  
*Attorney, Agent, or Firm*—Banner, Birch, McKie & Beckett

[30] **Foreign Application Priority Data**  
 Jul. 13, 1992 [IT] Italy ..... TO02 0 000157  
 [52] U.S. Cl. .... **D18/1**  
 [58] **Field of Search** ..... 400/83, 109-111,  
 400/472, 485, 486, 690.3, 690.4, 691-694;  
 D18/1, 2

[57] **CLAIM**  
 The ornamental design for an electronic typewriter, as shown and described.

[56] **References Cited**  
**U.S. PATENT DOCUMENTS**  
 D. 299,249 1/1989 Kasagi et al. .... D18/1

**DESCRIPTION**  
 FIG. 1 is a front and right perspective view of an electronic typewriter showing my new design;  
 FIG. 2 is a rear and left perspective view thereof;  
 FIG. 3 is a right side elevational view thereof; and,  
 FIG. 4 is a bottom plan view thereof.



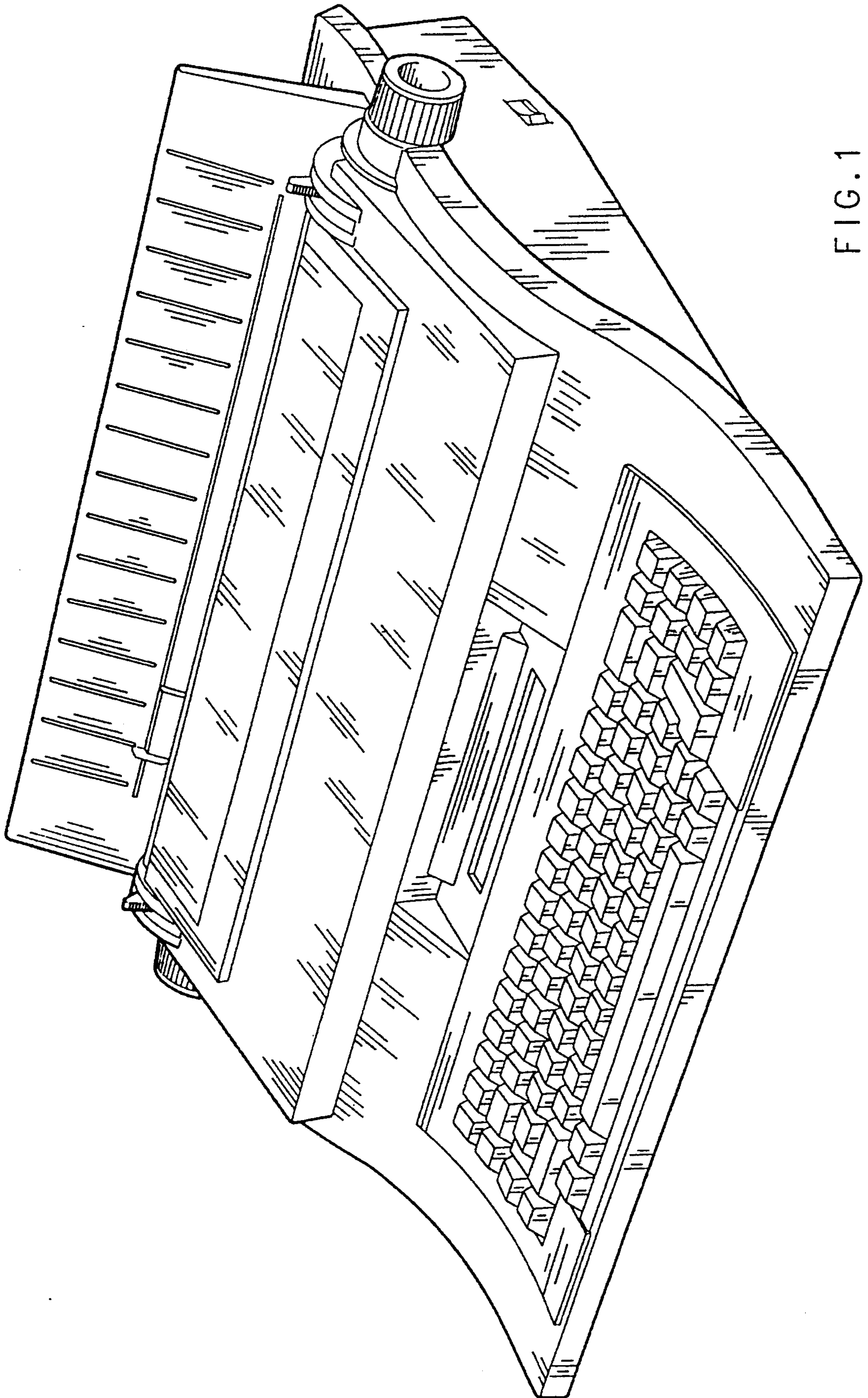


FIG. 1



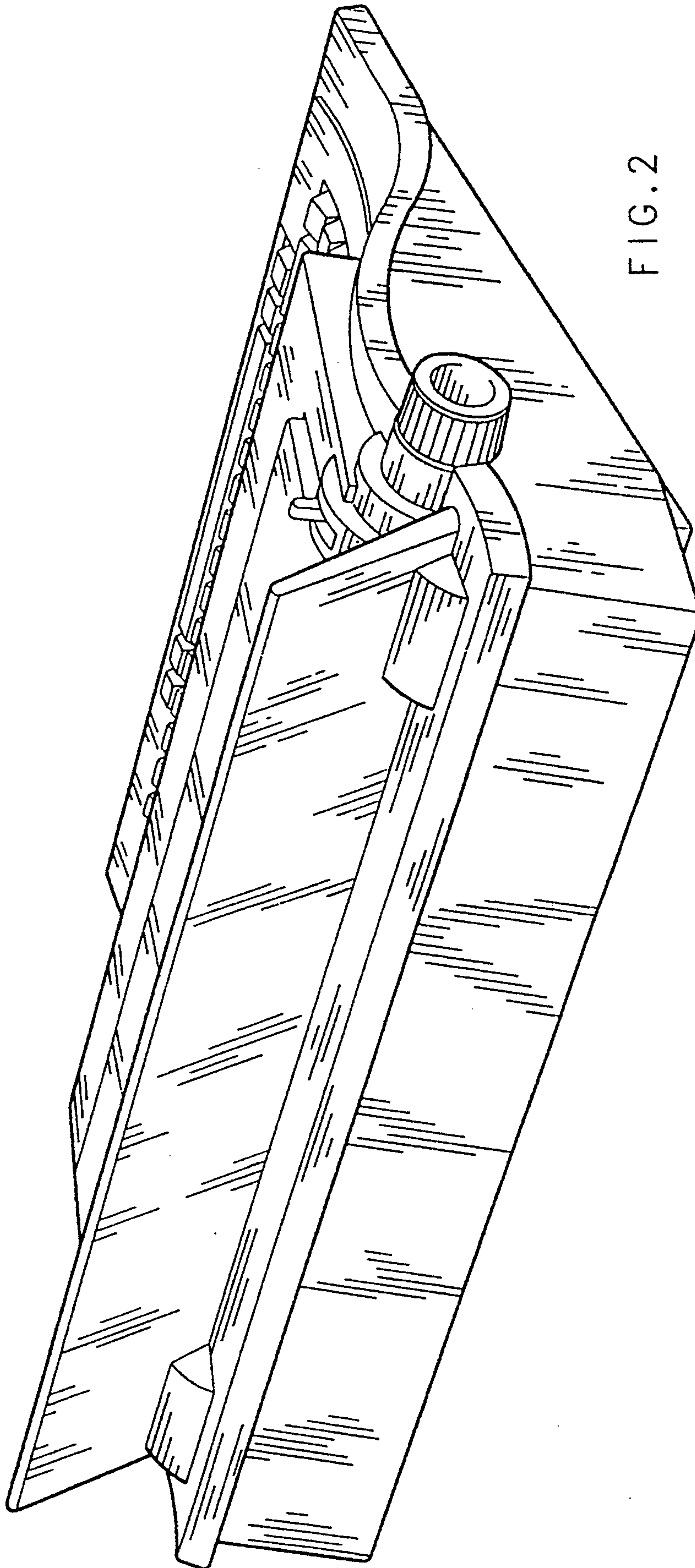


FIG. 2

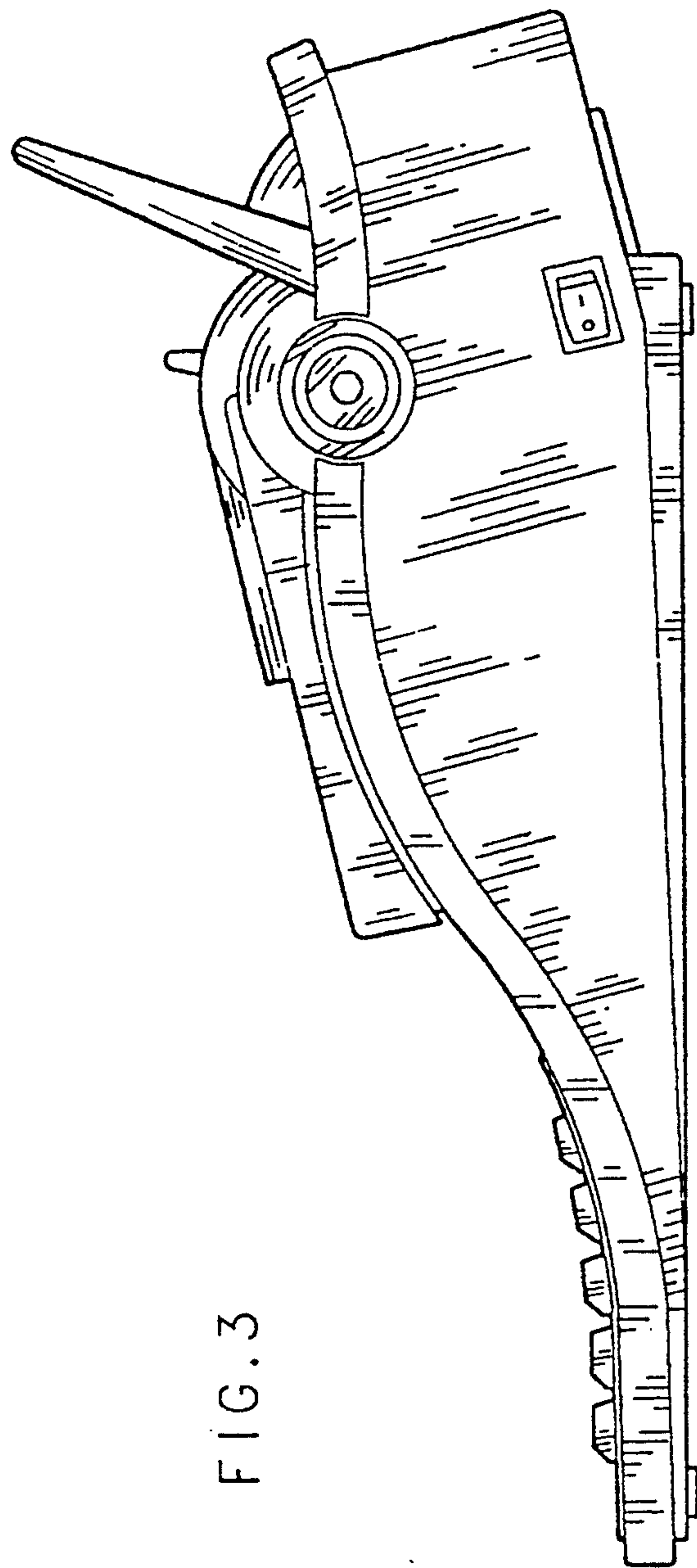


FIG. 3

FIG. 4

