



US00D351165S

**United States Patent** [19]  
**Hillenmayer**

[11] **Patent Number: Des. 351,165**  
[45] **Date of Patent: \*\* Oct. 4, 1994**

[54] **TELEPHONE STATION**

[75] **Inventor: Stefan Hillenmayer, Munich, Fed. Rep. of Germany**  
[73] **Assignee: Siemens Aktiengesellschaft, Munich, Fed. Rep. of Germany**  
[\*\*] **Term: 14 Years**  
[21] **Appl. No.: 7,990**  
[22] **Filed: May 7, 1993**

[30] **Foreign Application Priority Data**

Nov. 9, 1992 [DE] Fed. Rep. of Germany ..... 9208364  
[52] **U.S. Cl. .... D14/151**  
[58] **Field of Search ..... 379/419, 420, 428, 440, 379/434-436; D14/137, 138, 140, 142, 149-151, 240, 241, 248**

[56] **References Cited**

**U.S. PATENT DOCUMENTS**

D. 284,189	6/1986	Takeuchi et al. ....	D14/151
D. 288,809	3/1987	Asaki et al. ....	D14/151
D. 301,338	5/1989	Sato et al. ....	D14/151
D. 303,526	9/1989	Gordon ....	D14/151
D. 321,511	11/1991	Swarthout ....	D14/241 X
D. 321,871	11/1991	Ando ....	D14/241 X
D. 322,786	12/1991	Wu ....	D14/142 X
D. 340,054	10/1993	Wetzel et al. ....	D14/151
5,121,427	6/1992	Gumb et al. ....	D14/150 X

**OTHER PUBLICATIONS**


Inter-Tel, "Hitec" catalog, item 1232.  
Inter-Tel, "Hitec" catalog, item 824.  
*Primary Examiner*—Alan P. Douglas  
*Assistant Examiner*—Jeffrey Asch  
*Attorney, Agent, or Firm*—Hill, Steadman & Simpson

[57] **CLAIM**

The ornamental design for a telephone station, as shown and described.

**DESCRIPTION**

FIG. 1 is a perspective view taken from the front right side of the telephone station showing my new design; FIG. 2 is a top plan view of the telephone station of FIG. 1 with the handpiece removed from the base unit; FIG. 3 is a top plan view of the telephone station of FIG. 1;  
FIG. 4 is a front elevational view of the telephone station of FIG. 1;  
FIG. 5 is a side elevational view of the left side of the telephone station of FIG. 4;  
FIG. 6 is a side elevational view of the right side of the telephone station of FIG. 4;  
FIG. 7 is a back elevational view of the telephone station of FIG. 1; and,  
FIG. 8 is a bottom plan view of the telephone station of FIG. 1.



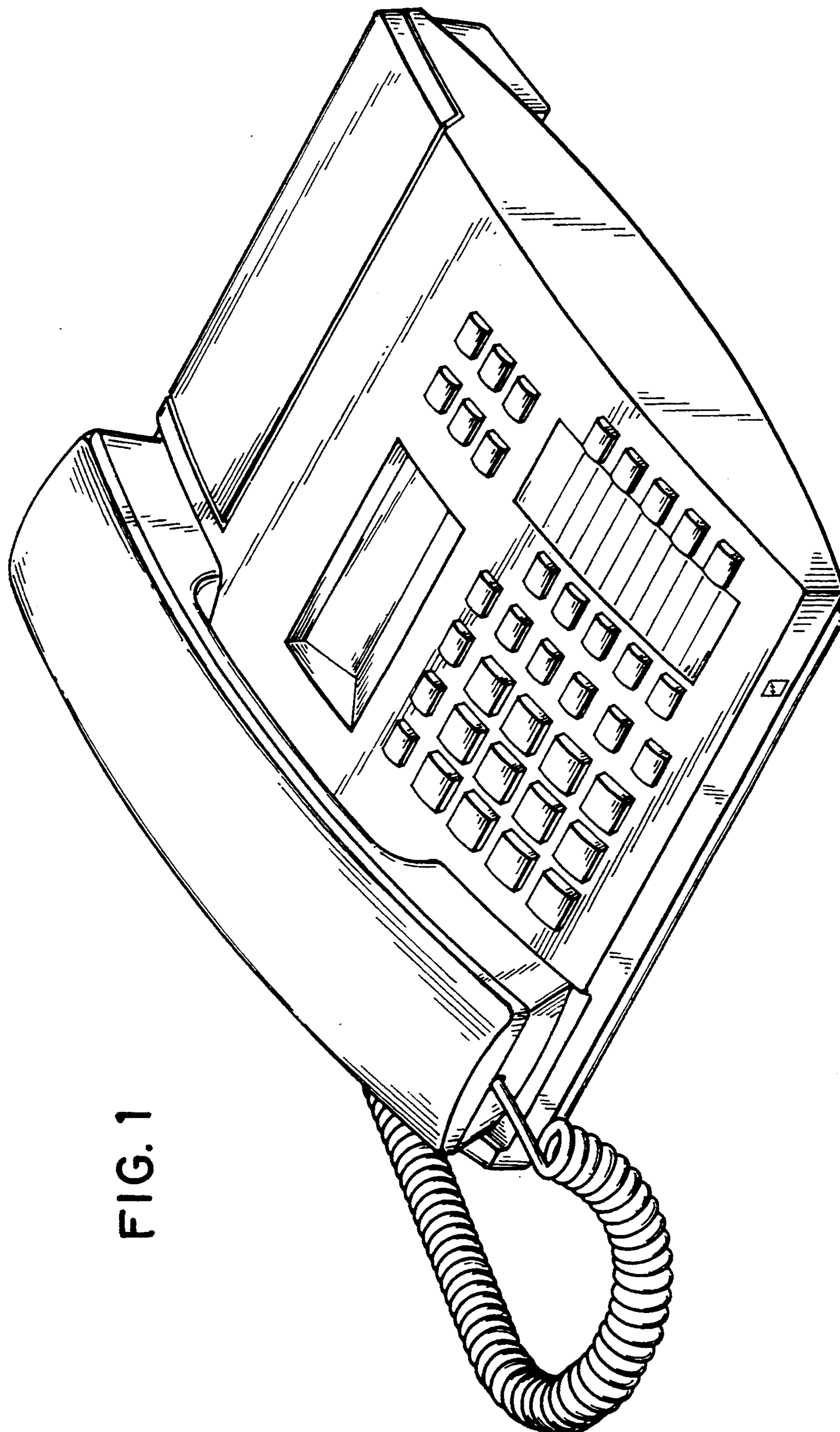


FIG. 1

FIG. 2




FIG. 3




FIG. 4

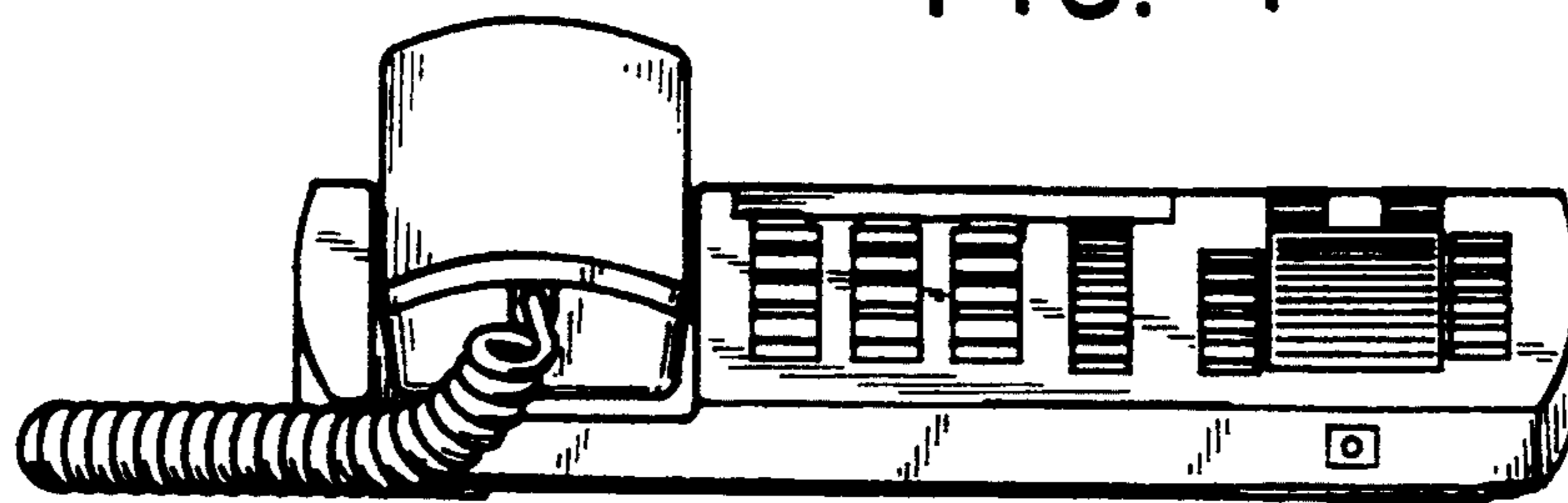


FIG. 5




FIG. 6




FIG. 7

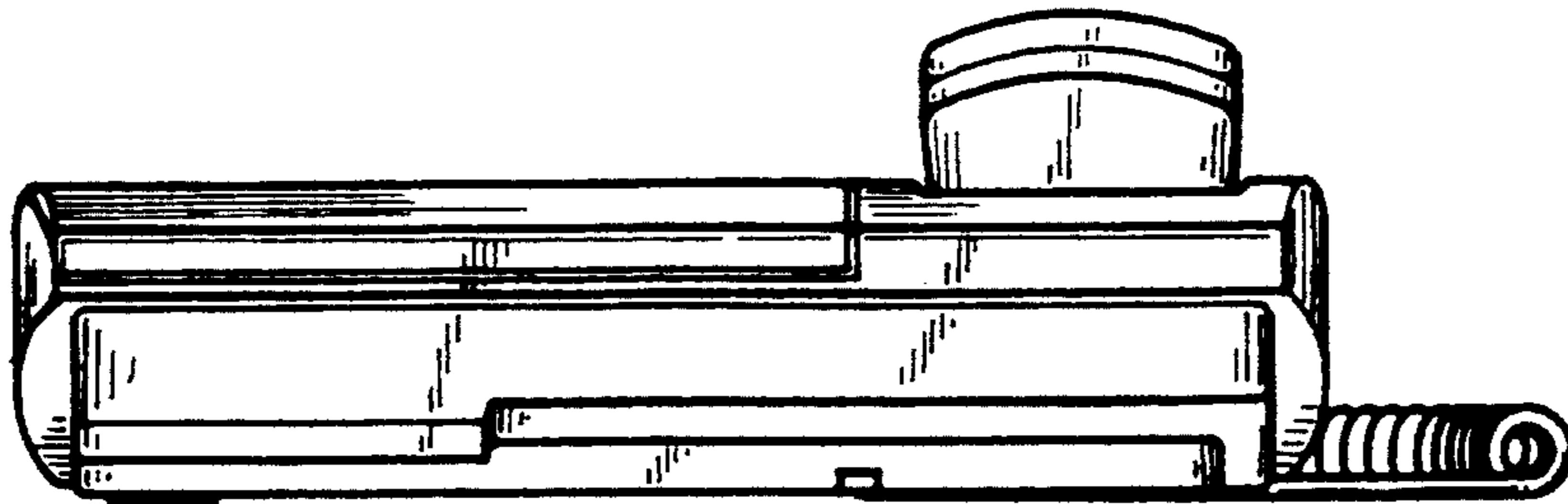


FIG. 8

